

2006 PRODUCT PROGRAMME



**Nilfisk
ALTO**
Why Compromise


Wap
**KEW
Clarke
American-Lincoln**
TECHNOLOGIES

Nilfisk ALTO 2006



CONTENTS

■ Nilfisk-ALTO - “Welcome letter”	4
■ Pressure Washers	5
New Nilfisk-ALTO POSEIDON 3	5
Nilfisk-ALTO POSEIDON Family	6
Nilfisk-ALTO NEPTUNE Family	7
Mobile Cold Water Pressure Washers	8
Mobile Cold Water Petrol/Diesel Pressure Washers	13
Mobile Hot Water Pressure Washers	14
Hot Water Special-Purpose Pressure Washers	18
Stationary Cold Water Pressure Washers	19
Stationary Hot Water Pressure Washers	22
Stationary Hot Water Pressure Washers for Outdoor Use	24
Accessories for Mobile Pressure Washers	26
Accessories for Cleaning	39
Accessories for Stationary Pressure Washer Solutions ..	40
Multipressure lances for DELTA BOOSTER	41
Increased Flexibility with Nilfisk-ALTO Options	42
Accessories for Stationary Pressure Washer Solutions ..	44
■ Vacuum Cleaners	48
Vacuum Cleaners - the right choice	48
Vacuum Cleaners - their features & benefits	49
Wet & Dry Vacuum Cleaners - ATTIX 7	50
Special Purpose Vacuums	51
Wet & Dry Vacuum Cleaners - ATTIX 5 & 3	52
Industrial Vacuums	54
Health and Safety Vacuum Cleaners	55
Health and Safety Vacuum Systems Type 22	58
Hazardous dust - in a class of its own!	60
Dry Vacuum Cleaners	61
Self-Service Vacuum Cleaners	62
Accessories for Health & Safety Vacuum Systems Type 22	63
Accessory Sets for Vacuum Cleaners	64
Accessories for Vacuum Cleaners	66
Suction Hoses and Systems	73



■ Floor Cleaning Equipment	75
ALTO Floor Cleaning Equipment	75
New ALTO FLOORTEC R Family	76
New ALTO FLOORTEC 550/560	77
Walk-Behind Sweepers	78
Ride-On Sweepers	80
Walk-Behind Scrubber Dryers	83
Ride-On Scrubber Dryers	89
Ride-On Sweeper - Scrubber Dryers	90
Polishers	91
Carpet Extractors	92
Accessories for Walk-Behind Sweepers - FLOORTEC & BK models	93
Brushes for Walk-Behind Scrubber Dryers - Pads & Pad Drivers for Walk-Behind Scrubber Dryers	95
Accessories for Walk-Behind Scrubber Dryers	96
Batteries for Walk-Behind Scrubber Dryers - Accessories for Polishers	99
Accessories for Carpet Extractors	100

■ Consumer	101
Nilfisk-ALTO Pressure Washers for Domestic Use	101
Nilfisk-ALTO PRO	102
Nilfisk-ALTO EXCELLENT	103
Nilfisk-ALTO COMPACT	104
Steamers	105
Wet & Dry Vacuum Cleaners	106
Central Vacuum Systems	107
Accessories for PRO, EXCELLENT & COMPACT	108
Accessories for Wet & Dry, CENTIX and STEAMTEC	109

■ Detergents	110
Detergents for Vehicle Cleaning	110
Detergents for Industrial & Buildings	111
Detergents for Floor Care	112
Detergents for Consumer	113
Detergents for Care & Maintenance of machines and plants	113
Self Service Systems	114

*No claims can be made on the basis of information or illustrations contained in this catalogue.
Subject to alteration of technical data, design and equipment.*



Nilfisk ALTO

Why Compromise

Nilfisk-ALTO Cleaning with a smile – Why Compromise

Customer understanding and market knowledge combined with global research and technological improvements are the driving forces in the manufacture of dedicated and reliable high quality products.

Product innovation is one of our core values. We continuously increase our product development activities to launch innovative, reliable and competitive products which support our end-users and reduce their total cost of cleaning making our common business grow.

In our 2006 Catalogue you will find a range of products, accessories and detergents, which meet our end-users' precise cleaning requirements. Furthermore, you will also find new products within all product segments.

Our new compact hot and cold water pressure washers - the NEPTUNE 4 and POSEIDON 3 series, offers excellent value at attractive prices. The ALPHA BOOSTER will be introduced to cover the same demands in the stationary product segment.

In the floor cleaning area, we are launching a new range of sweepers, FLOORTEC as well as a new range of scrubbers, SCRUBTEC. These will be launched both as walk-behind and ride on versions.

For light commercial and consumer use we are pleased to launch a new reliable and high quality AERO wet & dry vacuum cleaner range. This also includes the new BUDDY, which should be standard equipment in any private household.

We are also launching new compact high pressure washers in the Consumer segment of our business, which offer new features and live up to our ease of use standards.

We are committed to the further development of our product offering and aim to provide our customers and end-users with products designed to meet their requirements for high quality products, which fulfil their needs for perfection in cleaning.

Nilfisk-ALTO
Why Compromise

Yours sincerely



Jørgen Jensen
President & CEO

NEW

Nilfisk-ALTO POSEIDON 3

– Compact, cost efficient and powerful - the newest addition to the POSEIDON family




Launch of the new Nilfisk-ALTO POSEIDON 3

In 2006, Nilfisk-ALTO continues the trend of developing and launching some of the best pressure washers on the market.

The latest addition to the cold water family is the compact class Nilfisk-ALTO POSEIDON 3. This new range is designed for light duty use for craftsmen, small hobby and dairy farms and small garages.

The Nilfisk-ALTO POSEIDON 3 is built with the same promise of offering our customers a reliable, easy to use and cost efficient tool to support their business activities. Excellent storage facilities, robust and long lasting materials and optimum performance will render this unit an essential tool for any small business.



Nilfisk-ALTO POSEIDON Family

– Efficient cold water cleaning for demanding cleaning task



The Nilfisk-ALTO POSEIDON family - a range of powerful yet quiet pressure washers for any application

The POSEIDON family also includes a range of medium duty and heavy duty pressure washers.

The POSEIDON 5, 7 and 8 lines all offer the benefits of SilentPower: slow running motor pumps offering optimum lifetime at low noise levels. Whether you require high pressure, or high water flow - the POSEIDON line has a model for you.

Valuable partners for even the most intense use in industry, agriculture or the food industry.



▲ POSEIDON 8



▲ POSEIDON 7 F / FB



▲ POSEIDON 7



▲ POSEIDON PE




▲ POSEIDON 5



▲ POSEIDON 3



▲ POSEIDON 2 PORTABLE



SilentPower
Quiet Impact

ErgoSystem
Applied Ergonomics

The Nilfisk-ALTO NEPTUNE Family

– The most innovative hot water line on the market



◀ NEPTUNE 8



NEPTUNE 7



▲ NEPTUNE 5



▲ NEPTUNE E




◀ NEPTUNE 4



NEPTUNE 3 ▶

The Nilfisk-ALTO NEPTUNE range spans the compact to the very heavy duty lines and is fit for any imaginable application in automotive, industry or agriculture. Even the most compact units offer the customer the benefit of some of the most powerful innovations on the market.

SilentPower motor pump units provide long life and low noise level. The EcoPower boiler system not only reduces air pollution but, just as important offers high efficiency heating performance with up to 18% fuel cost savings. A wide range of features also protect the machines against malfunctions, a guarantee of long lifetime. You just cannot do better than a NEPTUNE.



QuickService
Access is the Key

EcoPower
High Performance

Mobile Cold Water Pressure Washers



POSEIDON 8-128 ▲

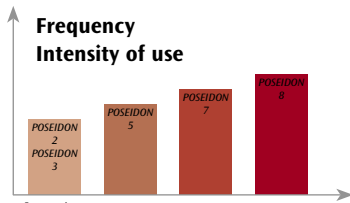


**POSEIDON 7-66 ▲
POSEIDON 7-59**



**POSEIDON 7-66 F ▲
POSEIDON 7-66 FB**

Ultimate heavy-duty cold water pressure washers for intense cleaning with high water flow and high water inlet temperature. Ideal for agriculture and food industry. Nilfisk-ALTO POSEIDON 8 - 1 or 2 simultaneous users.



Cleaning power

Technical Data:

Pump:

Pressure	bar/MPa	180/18	190/19	190/19	170/17
Cleaning impact	kg/Force	12.8	6.6	6.6	5.9
Water flow, Q _{max} /Q _{IEC}	l/h	2560/2360	1280/1180	1280/1180	1200/1120
Water flow, Min.	l/h	2360	1180	1180	1120
Max. inlet temp.	°C	60	85	85 / 70*	85
Suction height (dry)	m	1.5	1.5	1.5 / 1.0*	1.5

Motor:

Power consumption	kW	2 x 8.0	8.0	8.0	7.1
	V~/Hz/A	230/3/50/2x25 400/3/50/2x14.5	200/3/50/2x28 200/3/60/28 220/3/60/25 230/3/50/24 400/3/50/14 440/3/60/12.5 415/3/50/13 575/3/60/9	200/3/50/2x28 200/3/60/28 220/3/60/25 230/3/50/24 400/3/50/14 440/3/60/12.5 415/3/50/13 575/3/60/9	230/3/50/20 400/3/50/12 415/3/50/11 440/3/60/10.5
Pump	RPM	1450	1450	1450	1450
Sound level	dB(A)	78	75	75	75

Standard Features:

Weight	kg	135	74	74	71
Dimensions L x W x H	mm	1050 x 720 x 765	1020 x 480 x 940	1020 x 480 x 940	1020 x 480 x 940
HP hose	m/Ø	10/12" DN12	10/DN10	10/DN10	10/DN10

Standard Accessories:

Ergo Gun	● Ergo 3000	● Ergo 3000	● Ergo 3000	● Ergo 3000
Ergo 3000 lance	Tornado	Tornado	Tornado	Tornado
Tornado Plus nozzle	● 1300	● 0640	● 0640	● 0640
Full ceramic pistons	●	●	●	●
HP hose reel		○ 301000202	○ 301000540	○ 301000202



◀ **POSEIDON 5-62 XT**
POSEIDON 5-63 XT



◀ **POSEIDON 5-62**
POSEIDON 5-63

**Wap
KEW**
TECHNOLOGIES

The Nilfisk-ALTO POSEIDON 5 is the ideal partner for cold water cleaning in all sectors. High performance, unbeatable ergonomics, low noise levels and easy servicing make this an unmatched pressure washer.

Three-phase

POSEIDON 5-63 XT

POSEIDON 5-63

POSEIDON 5-62 XT

POSEIDON 5-62

- SilentPower: noise level reduced by more than 50% for more user comfort
- 1450 rpm motor for longer working life
- ErgoSystem reduces user fatigue and strain
- All controls are in one place – easy to use, quick to set up and run
- Robust and stable for use in tough environments
- Vibration dampener for increased user comfort

- SilentPower: noise level reduced by more than 50% for more user comfort
- 1450 rpm motor for longer working life
- ErgoSystem reduces user fatigue and strain
- All controls are in one place – easy to use, quick to set up and run
- Robust and stable for use in tough environments

Technical Data:

		POSEIDON 5-63 XT	POSEIDON 5-63	POSEIDON 5-62 XT	POSEIDON 5-62
Pump:					
Pressure	bar/MPa	170/17	170/17	220/22	220/22
Cleaning impact	kg/Force	6.3	6.3	6.2	6.2
Water flow, Q _{max} /Q _{IEC}	l/h	1300/1200	1300/1200	1130/1050	1130/1050
Water flow, Min.	l/h	250	250	250	250
Max. inlet temp.	°C	60	60	60	60
Suction height (dry)	m	1.5	1.5	1.5	1.5

Motor:

Power consumption	kW	7.8	7.8	7.8	7.8
	V/~ /Hz/A	400/3/50/14.1 230-400/3/50/24.5	400/3/50/14.1 230-400/3/50/24.5	400/3/50/14.1 230-400/3/50/24.5 440-220/3/60/14.1	400/3/50/14.1 230-400/3/50/24.5 440-220/3/60/14.1
Pump	RPM	1450	1450	1450	1450
Sound level	dB(A)	74	74	73	73

Standard Features:

Weight	kg	89	79	89	79
Dimensions L x W x H	mm	920 x 550 x 1015	740 x 550 x 1015	920 x 550 x 1015	740 x 550 x 1015
HP hose	m/Ø	15/DN10	10/DN10	20/DN8	10/DN8

Standard Accessories:

Ergo Gun	● Ergo 3000	● Ergo 3000	● Ergo 3000	● Ergo 3000
Ergo 3000 lance	● Tornado	● Tornado	● Tornado	● Tornado
Ergo 3000 Rotary nozzle lance	●	○ 106402174	●	○ 106402176
Tornado Plus nozzle	● 0750	● 0750	● 0550	● 0600
Detergent tank	●	○ 301001412	●	○ 301001412
Full ceramic pistons	●	●	●	●
HP hose reel	●	○ 301001310	●	○ 301001310

Mobile Cold Water Pressure Washers

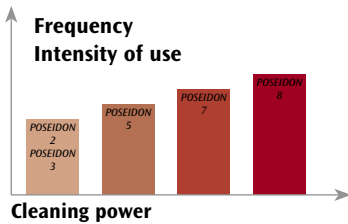


◀ POSEIDON 5-28 XT
POSEIDON 5-54 XT



◀ POSEIDON 5-28
POSEIDON 5-43
POSEIDON 5-54

The Nilfisk-ALTO POSEIDON 5 is the ideal partner for cold water cleaning in all sectors. High performance, unbeatable ergonomics, low noise levels and easy servicing make this an unmatched pressure washer.



Cleaning power

Three-phase

POSEIDON 5-54 XT

POSEIDON 5-54

POSEIDON 5-43

- SilentPower: noise level reduced by more than 50% for more user comfort
- 1450 rpm motor for longer working life
- ErgoSystem reduces user fatigue and strain
- All controls are in one place – easy to use, quick to set up and run
- Robust and stable for use in tough environments

Single-phase

POSEIDON 5-28 XT

POSEIDON 5-28

- SilentPower: noise level reduced by more than 50% for more user comfort
- 1450 rpm motor for longer working life
- ErgoSystem reduces user fatigue and strain
- All controls are in one place – easy to use, quick to set up and run
- Robust and stable for use in tough environments

Technical Data:

		POSEIDON 5-54 XT	POSEIDON 5-54	POSEIDON 5-43	POSEIDON 5-28 XT	POSEIDON 5-28
Pump:						
Pressure	bar/MPa	200/20	200/20	180/18	110/10	110/10
Cleaning impact	kg/Force	5.4	5.4	4.3	2.8	2.8
Water flow, Q _{max} /Q _{IEC}	l/h	1030/950	1030/950	860/800	720/660	720/660
Water flow, Min.	l/h	250	250	250	250	250
Max. inlet temp.	°C	60	60	60	60	60
Suction height (dry)	m	1.5	1.5	1.5	1.5	1.5
Motor:						
Power consumption	kW	6.3	6.3	5.3	3.0	3.0
	V~/Hz/A	400/3/50/12.3 230-400/3/50/21.4 440-220/3/60/14.1 200/3/50/20 200/3/60/20	400/3/50/12.3 230-400/3/50/21.4 440-220/3/60/14.1	400/3/50/9.2 220-400/3/60/19.5	230/1/50/13 220/1/60/13	230/1/50/13
Pump	RPM	1450	1450	1450	1450	1450
Sound level	dB(A)	73	73	72	66	66
Standard Features:						
Weight	kg	85	75	70	80	70
Dimensions L x W x H	mm	920 x 550 x 1015	740 x 550 x 1015	740 x 550 x 1015	920 x 550 x 1015	740 x 550 x 1015
HP hose	m/Ø	15/DN8	10/DN8	10/DN8	15/DN8	10/DN8
Standard Accessories:						
Ergo Gun		● Ergo 3000	● Ergo 3000	● Ergo 1000	● Ergo 1000	● Ergo 1000
Ergo 3000 lance		Tornado	FlexoPower	FlexoPower	FlexoPower	FlexoPower
Ergo 3000 Rotary nozzle lance		●	○ 106402175	○ 106402171	●	○ 106402171
Tornado Plus nozzle		● 0550	● 0530	● 0500	● 0500	● 0500
Detergent tank		●	○ 301001412	○ 301001412	●	○ 301001412
Full ceramic pistons		●	●	●	●	●
HP hose reel		●	○ 301001310	○ 301001310	●	○ 301001310



▲ POSEIDON 3 XT



▲ POSEIDON 3

**Wap
KEW**
TECHNOLOGIES

Nilfisk-ALTO POSEIDON 3: Cold water cleaning power for professional use such as trade and small farms. Compact design. Automatic standby. Ergo spray attachment system.

Three-phase

POSEIDON 3-40 XT

- 3 stainless steel pistons
- Ergonomic design
- Integrated hose reel
- Detergent injector

POSEIDON 3-40

- 3 stainless steel pistons
- Ergonomic design
- Easy to use
- Detergent injector
- Powerful and long-lasting

Single-phase

POSEIDON 3-30 XT

- 3 stainless steel pistons
- Ergonomic design
- Integrated hose reel
- Detergent injector

POSEIDON 3-30

- 3 stainless steel pistons
- Ergonomic design
- Easy to use
- Detergent injector
- Powerful and long-lasting

Technical Data:

Pump:		POSEIDON 3-40 XT	POSEIDON 3-40	POSEIDON 3-30 XT	POSEIDON 3-30
Pressure	bar/MPa	170/17	170/17	150/15	150/15
Cleaning impact	kg/Force	4.0	4.0	3.0	3.0
Water flow, Q _{max} /Q _{IEC}	l/h	825/750	825/750	660/600	660/600
Water flow, Min.	l/h	750	750	600	600
Max. inlet temp.	°C	60	60	60	60
Suction height (dry)	m	1	1	0.5	0.5

Motor:		POSEIDON 3-40 XT	POSEIDON 3-40	POSEIDON 3-30 XT	POSEIDON 3-30
Power consumption	kW	4.0	4.0	3.5	3.5
	V~/Hz/A	400/3/50/16 415/3/50/16 220-440/3/60 230-400/3/50	400/3/50/16 415/3/50/16 220-440/3/60 230-400/3/50	230/1/50/16 230/1/50/13 230/1/50/10 220/1/60/15 120/1/60/15 100/1/50/15 100/1/60/15	230/1/50/16 230/1/50/13 230/1/50/10 220/1/60/15 120/1/60/15 100/1/50/15 100/1/60/15
Pump	RPM	2800	2800	2800	2800

Standard Features:		POSEIDON 3-40 XT	POSEIDON 3-40	POSEIDON 3-30 XT	POSEIDON 3-30
Weight	kg	39	36.5	38	35.5
Dimensions L x W x H	mm	390 X 450 X 980	385 X 450 X 980	390 X 450 X 980	385 X 450 X 980
HP hose	m/Ø	15/DN6	10/DN6	15/DN6	10/DN6

Standard Accessories:		POSEIDON 3-40 XT	POSEIDON 3-40	POSEIDON 3-30 XT	POSEIDON 3-30
Ergo Gun		● Ergo 1000	● Ergo 1000	● Ergo 1000	● Ergo 1000
Ergo 3000 lance		FlexoPower	FlexoPower	FlexoPower	FlexoPower
Tornado Plus nozzle		● 0450	● 0450	● 0400	● 0400
HP hose reel		●	○	●	○

Mobile Cold Water Pressure Washers



▲ POSEIDON 2-28 XT

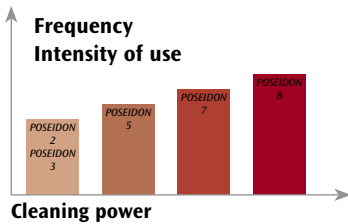


▲ POSEIDON 2-28



▲ POSEIDON 2-24 PORTABLE
POSEIDON 2-26 PORTABLE

Nilfisk-ALTO POSEIDON 2 / 2 PORTABLE: The compact cold water line that combines high performance level for increased cleaning efficiency, ergonomics, and durability for superior everyday cleaning.



Single-phase POSEIDON 2-28 XT

- For tough and frequent use
- Integrated hose reel
- Flow regulation
- Ceramic pistons - brass cylinder head
- Removable integrated detergent tank
- Steel armed hose
- Automatic start/stop

POSEIDON 2-28

- For tough and frequent use
- Flow regulation
- Ceramic pistons - brass cylinder head
- Removable integrated detergent tank
- Steel armed hose
- Automatic start/stop

POSEIDON 2-26 PORTABLE

- Compact design for easy transport
- Protective robust roll bar for use in tough environments
- Ergo Spray equipment for extra user comfort

POSEIDON 2-24 PORTABLE

- Compact design for easy transport
- Protective robust roll bar for use in tough environments
- Ergo Spray equipment for extra user comfort

Technical Data:

		POSEIDON 2-28 XT	POSEIDON 2-28	POSEIDON 2-26 PORTABLE	POSEIDON 2-24 PORTABLE
Pump:					
Pressure	bar/MPa	10-160/1-16	10-160/1-16	max. 140	max. 100
Cleaning impact	kg/Force	2.8	2.8	2.6	2.4
Water flow, Q _{max} /Q _{IEC}	l/h	600-570	600-570	610/540	650/600
Water flow, Min.	l/h	570	570	540	600
Max. inlet temp.	°C	60	60	40	40
Motor:					
Power consumption	kW	3.3	3.3	2.9	2.2
	V/~ /Hz/A	230/1/50/14.5	230/1/50/14.5	240/1/50/16	240/1/50/10
Pump	RPM	2800	2800	2800	2800
Sound level	dB(A)	86	86	86.6	86.6
Standard Features:					
Weight	kg	24.5	23.5	24	24
Dimensions L x W x H	mm	394 x 391 x 955	394 x 391 x 955	550 x 300 x 280	550 x 300 x 280
HP hose	m/∅	15/DN8	10/DN6	10/DN8	10/DN8
Standard Accessories:					
Ergo Gun		● Ergo 1000	● Ergo 1000	● Ergo 1000	● Ergo 1000
Ergo 3000 lance		FlexoPower+TurboHammer	FlexoPower	FlexoPower	FlexoPower
Tornado Plus nozzle		● 0350	● 0350	● 0350	● 0500
HP hose reel		●			

Mobile Cold Water Petrol/Diesel Pressure Washers

New



**Nilfisk
ALTO**
Why Compromise

Accessories from page 26

Detergents from page 110



**Wap
KEW**
TECHNOLOGIES

▲ POSEIDON 5-67 PE

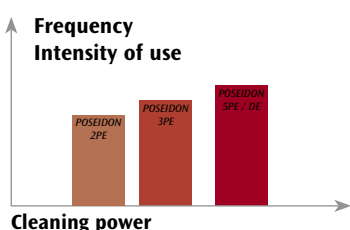
▲ POSEIDON 5-53 PE

▲ POSEIDON 5-47 PE

▲ POSEIDON 3-36 PE

▲ POSEIDON 2-31 PE

Petrol/Diesel driven high pressure washer for tough use where you have no mains power (e.g. construction sites, agriculture...)



POSEIDON 5-54 DE

- Industrial unit for intense use
- 10HP diesel engine with electro start and high performance
- Large air filled tyres and mobile design
- Robust, slow running crank shaft pump with gear reduction and ceramic pistons

POSEIDON 5-67 PE

- Industrial unit for intense use
- Air cooled 13 HP Honda engine for easy start, high performance
- Robust, slow running crank shaft pump with gear reduction and ceramic pistons

POSEIDON 5-53 PE

- Professional unit for tough use
- Air cooled 11 HP Honda engine for easy start, high performance
- Large air filled tyres and mobile design

POSEIDON 5-47 PE

- Professional unit for tough use
- Air cooled 9 HP Honda engine for easy start, high performance
- Large air filled tyres and mobile design

POSEIDON 3-36 PE

- Entry level unit for tough use
- Air cooled 5.5 HP engine for easy start, high performance
- High pressure pump with brass cylinder head for a long life time
- Large air filled tyres, very mobile

POSEIDON 2-31 PE

- Entry level unit for tough use
- Air cooled 5 HP engine for easy start, high performance
- High pressure pump with brass cylinder head for a long life time
- Large air filled tyres, very mobile

Technical Data:

		POSEIDON 5-54 DE	POSEIDON 5-67 PE	POSEIDON 5-53 PE	POSEIDON 5-47 PE	POSEIDON 3-36 PE	POSEIDON 2-31 PE
Pump:							
Pressure	bar/MPa	195/19.5	230/23	200/20	190/19	140/14	140/14
Cleaning impact	kg/Force	5.4	6.7	5.3	4.7	3.6	3.1
Water flow, Q _{IEC}	l/h	950	1100	930	840	750	650
Water flow, Q _{max}	l/h	1000	1150	1030	900	840	700
Suction capacity (primed)	m	1	1	0.5	0.5	1.5	1
Pump inlet temperature	°C	70	70	60	60	60	60
Motor:							
Motor power	HP	10	13	11	9	5.5	5
Motor type		Yanmar Yanmar L100AE	Honda GX 390	Honda GX 340	Honda GX 270	Honda GX 160	Honda GC 160
Fuel consumption	l/h	3.1	4	3.3	2.8	1.7	1.55
Motor / Pump	RPM	3300/1500	3400/1550	3300	3400	3200	3400
Standard Features:							
Weight	kg	110	68	60	53	38	35
Dimensions L x W x H	mm		800 x 565 x 1010	800 x 565 x 1010	800 x 565 x 1010	800 x 565 x 1010	800 x 565 x 1010
Reduction gear		●	●				
HP hose	m/∅	10/DN8	10/DN8	10/DN8	10/DN8	10/DN8	10/DN8
Standard Accessories:							
Ergo Gun		● Ergo 1000	● Ergo 1000	● Ergo 1000	● Ergo 1000	● Ergo 1000	● Ergo 1000
Ergo 3000 lance		Tornado	Tornado	FlexoPower	FlexoPower	FlexoPower	FlexoPower
Nozzle size		● 0530	● 0550	● 0500	● 0450	● 0500	● 0400
Motor throttle control		●	●	●	●	●	●
Detergent injection (on / off)		●	●	●	●	●	●
Electric start		●					
Ceramic pistons		●	●	●	●	●	●
Pressure control		●	●	●	●	●	●

● Standard Accessories

Mobile Hot Water Pressure Washers

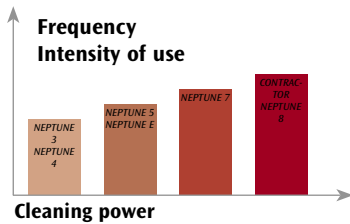


◀ NEPTUNE 8-103



◀ NEPTUNE 7 X2

Nilfisk-ALTO NEPTUNE 8: Super-duty, high water volume machines for one or two operators and the heaviest cleaning tasks in construction, industry, transport and agriculture. The Nilfisk-ALTO NEPTUNE 7 series combines low running and maintenance costs, ease of use, low noise and high efficiency. It is the most effective and durable partner for heavy-duty, industrial hot water cleaning.



Three-phase NEPTUNE 8-103

- Use by 1 or 2 users at same time
- EcoPower boiler. Low fuel consumption with high heating performance
- 1450 rpm, 4-pole motors = low sound level and extend lifetime of the pump
- Reduced maintenance cost and service time by up to 25%
- Ease of use; diagnostic system, fuel indicator, pump oil warning and flexible detergent system

NEPTUNE 7-63 X2

- EcoPower boiler. Low fuel consumption with high heating performance
- 1450 rpm, 4-pole motors = low sound level and extend lifetime of the pump
- Reduced maintenance costs and service time by up to 25%
- Ease of use; diagnostic system, fuel indicator, pump oil warning and flexible detergent system
- C3 pump technology for superior durability

NEPTUNE 7-63

Technical Data:

		NEPTUNE 8-103	NEPTUNE 7-63 X2	NEPTUNE 7-63
Pump:				
Pressure	bar/MPa	180/18	175/17.5	175/17.5
Cleaning impact	kg/Force	10.3	6.3	6.3
Water flow, Q _{max} /Q _{IEC}	l/h	2000/1950	1260/1170	1260/1170
Water flow, Min.	l/h	850	400	400
Max. inlet temp.	°C	40	40	40
Water temp. (water/steam)	°C	70/140***	100/140	100/140
Boiler & Motor:				
Flame sensor		●	●	●
Power consumption	kW	12.0	8.3	8.3
	V~/Hz/A	400/3/50/21	400/3/50/15 **230-400/3/50/25-15	400/3/50/15 **230-400/3/50/25-15
Pump	RPM	1450	1450	1450
Sound level - L _{Pa}	dB(A)	80.2	76.6	76.6
Fuel tank	l	35	35	35
Fuel consumption (ΔT = 45°C) ¹⁾	kg/h	9.4 *	5.6	5.6 *
Detergent tank A + B	l	15+10	15+10	15+10

¹⁾ Calculated value based on the maximum heating power

Standard Features:

		NEPTUNE 8-103	NEPTUNE 7-63 X2	NEPTUNE 7-63
Weight	kg	230	224	217
Dimensions L x W x H	mm	1190 x 702 x 1020	1190 x 702 x 1020	1190 x 702 x 1020
HP hose	m/∅	10/DN10	20/DN10	10/DN10

Standard Accessories:

		NEPTUNE 8-103	NEPTUNE 7-63 X2	NEPTUNE 7-63
Ergo Gun		● Ergo 3000	● Ergo 3000 VP	● Ergo 3000 VP
Ergo 3000 lance		Tornado	Tornado	Tornado
Tornado Plus nozzle		● 0120	● 0680, **0700	● 0680, **0700
Full ceramic pistons		●	●	●
HP hose reel		○	●	○
Cable / Cable reel	m	5 / ○	10 / ●	5 / ○



▲ NEPTUNE 5 X



▲ NEPTUNE 5

**Wap
KEW**
TECHNOLOGIES

The Nilfisk-ALTO NEPTUNE 5 series combines low running and maintenance costs, ease of use, low noise and high efficiency. It is the most effective partner for everyday, medium duty hot water cleaning in any sectors.

Three-phase

NEPTUNE 5-57 X NEPTUNE 5-57 NEPTUNE 5-49 X NEPTUNE 5-49 NEPTUNE 5-42

Single-phase

NEPTUNE 5-27

- EcoPower boiler. Low fuel consumption with high heating performance
- 1450 rpm, 4-pole motors = low sound level and extend the lifetime of the pump
- Reduced maintenance costs and service time by up to 25%
- Ease of use; diagnostic system, fuel indicator, pump oil warning and flexible detergent system

Technical Data:

Pump:		NEPTUNE 5-57 X	NEPTUNE 5-57	NEPTUNE 5-49 X	NEPTUNE 5-49	NEPTUNE 5-42	NEPTUNE 5-27
Pressure	bar/MPa	200/20	200/20	180/18	180/18	170/17	110
Cleaning impact	kg/Force	5.7	5.7	4.9	4.9	4.2	2.7
Water flow, Q _{max} /Q _{IEC}	l/h	1080/1000	1080/1000	970/900	970/900	860/800	700/630
Water flow, Min.	l/h	400	400	400	400	400	400
Max. inlet temp.	°C	40	40	40	40	40	40
Water temp. (water/steam)	°C	80/140	80/140	80/140	80/140	80/140	80/140
Boiler & Motor:							
Flame sensor		●	●	●	●	●	●
Power consumption	kW	7.9	7.9	6.9	6.9	5.6	3.3
	V/~ /Hz/A	400/3/50/14 230-400/3/50/ 24-14	400/3/50/14 230-400/3/50/ 24-14	400/3/50/12.5 230-400/3/50/ 21,5-12,5	400/3/50/12.5 230-400/3/50/ 21,5-12,5	400/3/50/10 230-400/3/50/ 17-10	230/1/50/15
Pump	RPM	1450	1450	1450	1450	1450	1450
Fuel consumption (ΔT = 45°C) ¹⁾	kg/h	4.8	4.8	4.3	4.3*	3.9	3.1
Fuel tank	l	35	35	35	35	35	35
Detergent tank A+B	l	15+10	15+10	15+10	15+10	15+10	15+10
¹⁾ Calculated value based on the maximum heating power							
Standard Features:							
Sound level - L _{Pa}	dB(A)	74.1	74.1	75.8	75.8	73.8	71.8
Weight	kg	189	184	189	184	180	175
Dimensions L x W x H	mm	1190 x 702 x 987	1190 x 702 x 987	1190 x 702 x 987	1190 x 702 x 987	1190 x 702 x 987	1190 x 702 x 987
HP hose	m/∅	20/DN10	10/DN10	20/DN8	10/DN8	10/DN8	10/DN8
Standard Accessories:							
Ergo Gun		● Ergo 3000 VP	● Ergo 3000 VP	● Ergo 1000 VP	● Ergo 1000 VP	● Ergo 1000 VP	● Ergo 1000
Ergo 3000 lance		Tornado	Tornado	Universal	Universal	Universal	Universal
Tornado Plus nozzle		● 0550	● 0550	● 0550	● 0550	● 0450	● 0450
Ceramic pump pistons		●	●	●	●	●	●
HP hose reel		●	○	●	○	○	○
Cable / Cable reel	m	5 / ○	5 / ○	5 / ○	5 / ○	5 / ○	5 / ○

Mobile Hot Water Pressure Washers

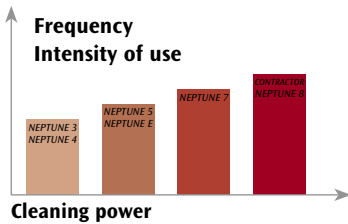


New



▲ NEPTUNE 4

New Nilfisk-ALTO NEPTUNE 4: A compact hot water series designed for light and medium-duty applications in auto/transport, manufacturing and agriculture. It also features low running and maintenance costs, robustness, durability and high cleaning efficiency.



Three-phase NEPTUNE 4-54

NEPTUNE 4-49

NEPTUNE 4-42

Single-phase NEPTUNE 4-30

- EcoPower boiler. Low fuel consumption with high heating performance. Efficiency > 92%
- 1450 rpm, NP5 mid range motor pump unit with low noise level
- Steel frame and chassis
- Compact design

Technical Data:

Pump:		NEPTUNE 4-54	NEPTUNE 4-49	NEPTUNE 4-42	NEPTUNE 4-30
Pressure	bar/MPa	200/20	180/18	170/17	110/11
Cleaning impact	kg/Force	5.4	4.9	4.2	3.0
Water flow, Q _{max} /Q _{IEC}	l/h	1100/1000	950/900	860/800	750/700
Water flow, Min.	l/h	400	400	400	400
Max. inlet temp.	°C	40	40	40	40
Water temp. (water/steam)	°C	80/140	80/140	80/140	80/140
Boiler & Motor:					
Flame sensor		○	○	○	○
Power consumption	kW	70	70	70	55
	V/~/Hz/A	400/3/50/16	400/3/50/25-16	400/3/50/16	230/1/50/16
Pump	RPM	1450	1450	1450	1450
Sound level	LPA	75	75	75	75
Fuel tank	l	15	15	15	15
Fuel consumption (ΔT = 45°C) ¹⁾	kg/h	4.8	4.3	4.1	3.5
¹⁾ Calculated value based on the maximum heating power					
Standard Features:					
Weight	kg	134	134	134	134
Dimensions L x W x H	mm	1053 x 685 x 760	1053 x 685 x 760	1053 x 685 x 760	1053 x 685 x 760
HP hose	m/∅	10/DN8	10/DN8	10/DN8	10/DN6
Standard Accessories:					
Ergo Gun		● Ergo 1000	● Ergo 1000	● Ergo 1000	● Ergo 1000
Ergo 3000 lance		○ Universal	○ Universal	○ Universal	○ Universal
Tornado Plus nozzle		● 0550	● 0550	● 0475	● 0550
Full ceramic pistons		●	●	●	●
HP hose reel		○	○	○	○



▲ NEPTUNE 3-41 X



▲ NEPTUNE 3-26



▲ NEPTUNE 3-22
NEPTUNE 3-33 CLASSIC

**Wap
KEW**
TECHNOLOGIES

Nilfisk-ALTO NEPTUNE 3: A compact hot water series designed for light and medium-duty applications in auto/transport, manufacturing and agriculture. It also features low running and maintenance costs, robustness, durability and high cleaning efficiency.

Three-phase

NEPTUNE 3-41 X NEPTUNE 3-41 NEPTUNE 3-33 X NEPTUNE 3-33 NEPTUNE 3-33 CLASSIC

Single-phase

NEPTUNE 3-26 X NEPTUNE 3-26 NEPTUNE 3-22

- EcoPower boiler. Low fuel consumption with high heating performance. Efficiency levels > 92%. Reduced air pollution
- SilentPower. 1450rpm, 4-pole motors also in the Nilfisk-ALTO NEPTUNE 3 deliver dramatic reductions in sound level compared to 2-pole motors and extend the lifetime of the pump
- QuickService. Maintenance costs are minimised because serviceability is maximised. Reduce service time by up to 25%
- ErgoSystem. Offers maximum ease of use
- Compact design: Machine is easy to move around and transport from one site to another

Technical Data:

		NEPTUNE 3-41 X	NEPTUNE 3-41	NEPTUNE 3-33 X	NEPTUNE 3-33	NEPTUNE 3-33 CLASSIC	NEPTUNE 3-26 X	NEPTUNE 3-26	NEPTUNE 3-22
Pump:									
Pressure	bar/MPa	180/18	180/18	160/16	160/16	160/16	140/14	140/14	105/10,5
Cleaning impact	kg/Force	4.1	4.1	3.3	3.3	3.3	2.6	2.6	2.2
Water flow, Q _{max} /Q _{IEC}	l/h	825/750	825/750	710/650	710/650	710/750	600/550	600/550	560/520
Water flow, Min.	l/h	280	280	280	280	280	280	280	280
Max. inlet temp.	°C	40	40	40	40	40	40	40	40
Water temp. (water/steam)	°C	80/140	80/140	80/140	80/140	80/140	80/140	80/140	80/140
Boiler & Motor:									
Flame sensor		○	○	○	○	○	○	○	○
Power consumption	kW	5.2	5.2	4.6	4.6	4.6	3.27	3.27	2.85
	V/~/Hz/A	400/3/50/9.9	400/3/50/9.9	400/3/50/7.7	400/3/50/7.7	400/3/50/7.7	230/1/50/15.6	230/1/50/15.6	230/1/50/15.6
Pump	RPM	1450	1450	1450	1450	1450	1450	1450	1450
Sound level	L _{Pa}	75	75	74	74	74	73	73	72
Fuel tank	l	15	15	15	15	15	15	15	15
Fuel consumption (ΔT = 45°C) ¹⁾	kg/h	3.7	3.7	3.2	3.2*	3.2	2.8	2.8	2.55

¹⁾ Calculated value based on the maximum heating power

Standard Features:

		NEPTUNE 3-41 X	NEPTUNE 3-41	NEPTUNE 3-33 X	NEPTUNE 3-33	NEPTUNE 3-33 CLASSIC	NEPTUNE 3-26 X	NEPTUNE 3-26	NEPTUNE 3-22
Weight	kg	130	125	130	125	125	125	120	118
Dimensions L x W x H	mm	1053x685x760	1053x685x760	1053x685x760	1053x685x760	1053x685x760	1053x685x760	1053x685x760	1053x685x760
HP hose	m/∅	15/DN8	10/DN8	15/DN8	10/DN8	10/DN8	15/DN8	10/DN8	10/DN6

Standard Accessories:

		NEPTUNE 3-41 X	NEPTUNE 3-41	NEPTUNE 3-33 X	NEPTUNE 3-33	NEPTUNE 3-33 CLASSIC	NEPTUNE 3-26 X	NEPTUNE 3-26	NEPTUNE 3-22
Ergo Gun		● Ergo 1000 VP	● Ergo 1000 VP	● Ergo 1000	● Ergo 1000	● Ergo 1000	● Ergo 1000	● Ergo 1000	● Ergo 1000
Ergo 3000 lance		Tornado	Tornado	Tornado	Universal	Universal	Universal	Universal	Universal
Tornado Plus nozzle		● 0400	● 0400	● 0400	● 0400	● 04**	● 0370	● 0370	● 04**
Detergent tank	l	10	10	10	10	10	10	10	10
Full ceramic pistons		●	●	●	●	○	●	●	●
HP hose reel		●	○	●	○	○	●	○	○

* Machine with Stainless Steel heating coiler available

** Standard HD nozzle

VP = VarioPress Gun

● Standard Accessories ○ Supplementary Accessories

Hot Water Special-Purpose Pressure Washers



▲ NEPTUNE E



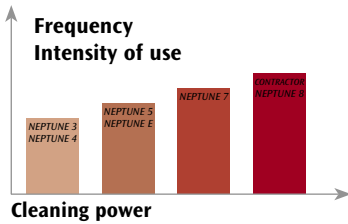
▲ CONTRACTOR SILENT



▲ CONTRACTOR HEAVY DUTY
CONTRACTOR DIESEL

Niflisk-ALTO NEPTUNE E: An electrically heated hot water machine for special applications where exhausted gases are not allowed or desirable (e.g. food industry or hazardous areas).

Niflisk-ALTO CONTRACTORS: Heavy-duty petrol and diesel driven hot water units are ideal for intense cleaning applications in construction, public or industrial sectors. Ideal for use in cities and towns when placed on a trailer. Can be used to clean oil spills on beaches, and be used with salt water. Powerful heating system with steam stage for additional cleaning power against grease and oil.



Electrically-powered

- NEPTUNE E12**
- NEPTUNE E24**
- 3 chamber heating tank for precise control of temperature and rapid heating of water
- Automatic start/stop extends pump and motor lifetime
- Ceramic pistons for resistance to preheated water and longer lifetime
- WDK dual detergent injection system: self-cleaning valve allows you to select detergent A or B, and adjust concentration. Continual rinsing of the system prevents blockage or mixing of detergents

Petrol-powered

- CONTRACTOR MASTER**
- CONTRACTOR SILENT**
- Heavy-duty, 4 ceramic piston C3 pump
- Electrical starting system for easy start-up
- Robust steel chassis and frame
- Low noise level thanks to all around cabinet
- Heavy-duty, 4 ceramic piston C3 pump
- Electrical starting system for easy start-up with no strain
- Robust steel chassis and frame

Diesel-powered

- CONTRACTOR HEAVY DUTY**
- CONTRACTOR DIESEL**
- Heavy-duty, 4 ceramic piston C3 pump
- Electrical starting system for easy start-up
- Robust steel chassis and frame
- Additional high pressure for use on concrete and incrustated dirt
- Heavy-duty, 4 stainless steel piston 03 pump
- Electrical starting system for easy start-up
- Robust steel chassis and frame
- High performance levels for optimal cleaning effect

Technical Data:

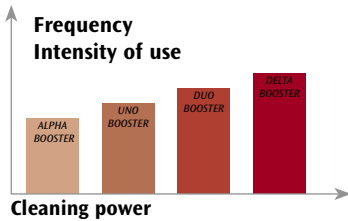
		NEPTUNE E12	NEPTUNE E24	CONTRACTOR MASTER	CONTRACTOR SILENT	CONTRACTOR HEAVY DUTY	CONTRACTOR DIESEL
Pump:							
Pressure	bar/MPa	150/15	150/15	220/22	200/20	210/21	180/18
Cleaning impact	kg/Force	3.8	3.8	6.1	6.9	5.6	6.2
Water flow, Q _{max} /Q _{IEC}	l/h	750/720	750/720	1120/1010	1290/1200	1050/960	1230/1140
Water flow, Min.	l/h	200	200	360	580	490	580
Max. inlet temp.	°C	70	70	35			
Water temp. (water/steam)	°C	30/80	30/80	80/150	100/150	100/150	100/150
Suction height (dry)	m			5	2	5	5
Motor:							
Power consumption	kW/HP	18	30	9.1 / 13	12.6/16.9	12.0/16.3	12.0/16.3
Motor type				Honda GX390, LXE	Mitsubishi S3L2-615G	Ruggerini MD151S	Ruggerini MD151S
	V~/Hz/A	400/3/50/74	400/3/50/74				
Boiler / Fuel tank	l			20	60 (shared with motor)	20	20
Motor fuel consumption	l/h			3.5	3.5	3	3
Boiler fuel consumption (ΔT = 45°C) ¹⁾ kg/h				4.4	5.6	4.4	5.5
¹⁾ Calculated value based on the maximum heating power							
Standard Features:							
Weight	kg	131	131	220	510	315	315
Dimensions L x W x H	mm	1190 x 702 x 987	1190 x 702 x 987	1050 x 910 x 860	1160 x 910 x 1250	1160 x 910 x 1060	1160 x 910 x 1060
Cable	m	5	5				
HP hose	m/Ø	10/DN8	10/DN8	10/DN10	10/DN10	10/DN10	10/DN10
Standard Accessories:							
Ergo Gun		● Ergo 1000	● Ergo 1000	● Ergo 3000	● Ergo 3000	● Ergo 3000	● Ergo 3000
Ergo 3000 lance		Universal	Universal	Tornado	Tornado	Tornado	Tornado
Tornado Plus nozzle		● 0435	● 0435	● 0500	● 0640	● 0640	● 0640
Full ceramic pistons		●	●	●	●	●	●

Stationary Cold Water Pressure Washers



◀ DELTA BOOSTER

The Nilfisk-ALTO DELTA BOOSTER is a unique cleaning system designed for use in all industrial environments, in food industry and in shipping. The DELTA BOOSTER will support as many as 6 operators simultaneously, and was developed to fully meet the heaviest and most varied cleaning demands. Built with hygiene in mind and with a host of features, the DELTA BOOSTER offers the flexibility of customised control as well as selectable water volume and pressure.



DELTA BOOSTER

- As many as 6 simultaneous users per machine, and machines can be 'linked' for more users
- Intelligent control system: detects flow requirements, starts up correct number of pumps in relation to these requirements, and rotates pump usage. Detects and indicates faults
- Heavy duty C3 pump for intense use, long lifetime and high inlet temperature use
- High level of serviceability: easy access, possibility to remove defective pumps and continue working with remaining units
- Stainless steel design for extra hygiene and durability
- Possibility to work with pre-heated water to increase cleaning effect



Technical Data:

Pump:		2 pumps	3 pumps	4 pumps	5 pumps	6 pumps
Pressure	bar/MPa	160/16	160/16	160/16	160/16	160/16
Cleaning impact	kg/Force	Variable	Variable	Variable	Variable	Variable
Water flow, Q _{IEC}	l/h	1040-2080	1040-3120	1040-4160	1040-5200	1040-6240
Water flow, Q _{max}	l/h	2080	3120	4160	5200	6240
Max. inlet temp.	°C	80	80	80	80	80

Motor:

Total motor input power	kW	13.70	20.10	27.00	33.75	40.50	
		V/~ /Hz/A	400/3/50/23.5	400/3/50/6+36	230/1/50/15.7	230/1/50/13	400/3/50/69.5
			230/3/50/42	230/3/50/62	230/3/50/83	230/3/50/104	230/3/50/125
			440/3/60/21.5	440/3/60/32	440/3/60/43	440/3/60/53	440/3/60/64.5
			415/3/60/21.5	415/3/60/32	415/3/60/43	415/3/60/53	415/3/60/64.5
Pump	RPM	1450	1450	1450	1450	1450	

Standard Features:

Weight	kg	250	300	350	400	450
Dimensions L x W x H	mm	715 x 790 x 1800	715 x 790 x 1800	715 x 790 x 1800	715 x 790 x 1800	715 x 790 x 1800

Standard Accessories:

Water inlet coupling type		Quick 3/4"	Quick 3/4"	Quick 3/4"	Quick 3/4"	Quick 3/4"
High pressure couplings		Quick 3/4"	Quick 3/4"	Quick 3/4"	Quick 3/4"	Quick 3/4"
Automatic Start/Stop		●	●	●	●	●
Water break tank		●	●	●	●	●
Diagnostic system		●	●	●	●	●

Stationary Cold Water Pressure Washers

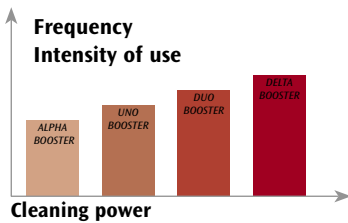


◀ DUO BOOSTER



▲ UNO BOOSTER

Nilfisk-ALTO DUO/UNO BOOSTER: Stationary 1 and 2 pump cold water pressure washer for mid- and heavy-duty use in food industry, heavy industry and agriculture. Basic units or extended versions with possibility of customisation, using factory-mounted options.



Three-phase

DUO BOOSTER EXTENDED

- 2 pump system for 1 or 2 users
- High water flow for intense cleaning and flushing applications
- Heavy-duty, 4 ceramic piston C3 pump for use in intense applications
- Robust stainless steel design for additional hygiene and durability
- Extended electronics for factory mounted options (EXTENDED-version)

DUO BOOSTER BASIC

UNO BOOSTER EXTENDED

- High water flow for intense cleaning and flushing applications
- Heavy-duty, 4 ceramic piston C3 pump for use in intense applications
- Robust stainless steel design for additional hygiene and durability
- Extended electronics for factory mounted options (EXTENDED-version)

UNO BOOSTER BASIC

Technical Data:

Pump:		DUO BOOSTER EXTENDED	DUO BOOSTER BASIC	UNO BOOSTER EXTENDED	UNO BOOSTER BASIC
Pressure	bar/MPa	160/16	160/16	160/16	160/16
Cleaning impact	kg/Force	11.4	11.4	5.7	5.7
Water flow - Q _{IEC}	l/h	2240	2240	1120	1120
Water flow - Q _{max}	l/h	2400	2400	1200	1200
Max. inlet temp.	°C	70	70	70	70

Motor:		DUO BOOSTER EXTENDED	DUO BOOSTER BASIC	UNO BOOSTER EXTENDED	UNO BOOSTER BASIC
Power absorbed	kW	2 x 6.7	2 x 6.7	6.7	6.7
	V/~ /Hz/A	230/3/50/47	230/3/50/47	230/3/50/21	230/3/50/21
		220/3/60/47	220/3/60/47	220/3/60/21	220/3/60/21
		400/3/50/24	400/3/50/24	400/3/50/12	400/3/50/12
		440/3/60/22	440/3/60/24	440/3/60/11	440/3/60/11
Pump	RPM	1450	1450	1450	1450

Standard Features:

Weight	kg	160	160	81	81
Dimensions L x W x H	mm	370 x 800 x 900	370 x 800 x 900	370 x 700 x 500	370 x 700 x 500
Cable	m	4	4	4	4

Standard Accessories:

Full ceramic pistons	●	●	●	●
Stainless steel frame	●	●	●	●

Stationary Cold Water Pressure Washers



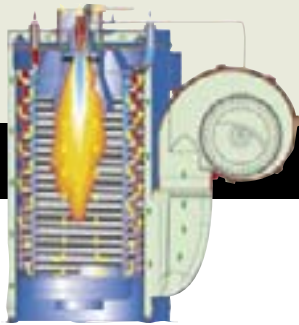
▲ ALPHA BOOSTER 3-41



The new Nilfisk-ALTO ALPHA BOOSTER: A new line of mid range cold water stationary units for use in agriculture, bakeries, butchers, garages...

	Three-phase			Single-phase		
	ALPHA BOOSTER 8-103	ALPHA BOOSTER 5-49	ALPHA BOOSTER 3-41	ALPHA BOOSTER 5-27	ALPHA BOOSTER 3-26	
Technical Data:						
Pump:						
Pressure	bar/MPa	180/18	180/18	180/18	110/10	140/14
Cleaning impact	kg/Force	10.3	4.9	4.1	2.7	2.6
Water flow - Q _{IEC}	l/h	1950	900	750	630	550
Water flow - Q _{max}	l/h	2000	970	825	700	600
Max. inlet temp.	°C	60-70	60-70	60-70	60-70	60-70
Motor:						
Power absorbed	kW	12	6.9	5.2	3.3	3.27
	V/~ /Hz/A	400/3/50/21	400/3/50/12.5	400/3/50/9.9	230/1/50/15	230/1/50/15.6
Pump	RPM	1450	1450	1450	1450	1450
Standard Features:						
Weight	kg					
Dimensions L x W x H	mm					
Cable	m	5	5	5	5	5
Standard Accessories:						
Hose	m/Ø	10/DN10	10/DN8	10/DN6	10/DN8	10/DN6
Ergo Gun		● Ergo 3000	● Ergo 1000	● Ergo 1000	● Ergo 1000	● Ergo 1000
FlexoPower 3000 lance (92 cm)		●	●	●	●	●
Detergent injection low pressure		●	●	●	●	●
Cabinet		●	●	Option	●	Option
Nozzle size						
Full ceramic pistons		●	●	●	●	●

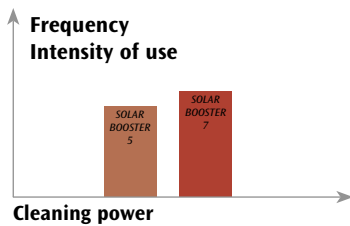
Stationary Hot Water Pressure Washers



◀ SOLAR BOOSTER 5 D
SOLAR BOOSTER 7 D

EcoPower Boiler:
Efficiency >92%.
Major fuel and service cost savings.

The Nilfisk-ALTO SOLAR BOOSTER series is the ideal hot water stationary unit for tough applications in automotive, industrial, shipping and food sectors. Low heating and running costs are combined with a concept that is easy to use and service. Units can be adapted to your own specific environments. Electrical, gas or diesel heated solutions are all available.



Diesel/Oil-heated

SOLAR BOOSTER 7-57 D

- Expandable control technology
- Possible customisation through options
- EcoPower boiler: high efficiency and reduced fuel costs
- Long life C3 pump with 1450 RPM motor: durable and low noise
- Ease to use and service: accessible, diagnostic system

SOLAR BOOSTER 7-51 D

- Expandable control technology
- Possible customisation through options
- EcoPower boiler: high efficiency and reduced fuel costs
- Long life C3 pump with 1450 RPM moto : durable and low noise
- Ease to use and service: accessible, diagnostic system

SOLAR BOOSTER 5-35 D

- Expandable control technology
- Possible customisation through options
- EcoPower boiler: high efficiency and reduced fuel costs
- Durable NP5 pump with 1450 RPM motor: long lasting and low noise
- Ease to use and service: accessible, diagnostic system

Technical Data:

Pump:		SOLAR BOOSTER 7-57 D	SOLAR BOOSTER 7-51 D	SOLAR BOOSTER 5-35 D
Pressure	bar/MPa	160/16	150/15	125/12.5
Cleaning impact	kg/Force	5.7	5.1	3.5
Water flow - Q _{IEC}	l/h	1110	1030	780
Water flow - Q _{max}	l/h	1200	1100	835
Max. inlet temp.	°C	30	30	30
Heating & Motor:				
Heating capacity	kW	115	115	80
Water temp. (Max.)	°C	99*	99*	99*
Power absorbed	kW	8.8	7.6	5.8
	V/~/Hz/A	400/3/50/15.5 230/3/50/25	400/3/50/13	400/3/50/10.5
Pump	RPM	1450	1450	1450
Fuel consumption (ΔT = 45°C) ¹⁾	kg/h	4.9	4.6	3.8
Delta T (at full flow)	°C	90	97	90
¹⁾ Calculated value based on the maximum heating power				
Standard Features:				
Weight	kg	220	215	190
Dimensions L x W x H	mm	690 x 860 x 950	690 x 860 x 950	690 x 860 x 950
Cable	m	4	4	4
Standard Accessories:				
Tornado Plus nozzle		○ 0680	○ 0640	○ 0530
Ceramic pump pistons		●	●	●
PCB electronic control		●	●	●

Stationary Hot Water Pressure Washers



▲ SOLAR BOOSTER 7 E18H



▲ SOLAR BOOSTER 7 / 5 G + 7 GH

**Wap
KEW**
TECHNOLOGIES

The Nilfisk-ALTO SOLAR BOOSTER series is the ideal hot water stationary unit for tough applications in automotive, industrial, shipping and food sectors. Low heating and running costs are combined with a concept that is easy to use and service. Units can be adapted to your own specific environments. Electrical, gas or diesel heated solutions are all available.

Electrically heated

SOLAR BOOSTER 7-57 E18H SOLAR BOOSTER 7-37 E18H

- Expandable control technology – possible customisation through options
- Electrical heating for use in hazardous areas or in food industry: pollution free
- Long life C3 pump with 1450 RPM motor: durable and low noise
- Ease to use and service: accessible, diagnostic system
- Feeder pump for higher inlet temperatures and increased cleaning effect

Gas-heated

SOLAR BOOSTER 7-57 G

- Expandable control technology – possible customisation through options
- 2 stage gas burner for stable, economic heating
- Long life C3 pump with 1450 RPM motor: durable and low noise
- Easy to use and service: accessible, diagnostic system

SOLAR BOOSTER 5-35 G

- Expandable control technology – possible customisation through options
- 2 stage gas burner for stable, economic heating
- NP5 pump with 1450 RPM
- Easy to use and service: accessible, diagnostic system

SOLAR BOOSTER 7-51 GH

- Expandable control technology – possible customisation through options
- Stainless steel heating chamber and boiler
- Long life C3 pump with 1450 RPM motor: durable and low noise
- Ease to use and service: accessible, diagnostic system
- Feeder pump for higher inlet temperatures and increased cleaning effect

Technical Data:

Pump:		SOLAR BOOSTER 7-57 E18H	SOLAR BOOSTER 7-37 E18H	SOLAR BOOSTER 7-57 G	SOLAR BOOSTER 5-35 G	SOLAR BOOSTER 7-51 GH
Pressure	bar/MPa	160/16	125/12.5	160/16	125/12.5	150/15
Cleaning impact	kg/Force	5.7	3.7	5.7	3.5	5.1
Water flow - Q _{IEC}	l/h	1110	810	1110	780	1030
Water flow - Q _{max}	l/h	1200	875	1200	835	1100
Max. inlet temp.	°C	85	85	30	30	85
Heating & Motor:						
Heating tank before pump		●	●			●
Heating capacity	kW	18-60	18-60	90	80	70
Water temp. (Max.)	°C	85**	85**	99*	99*	85*
Power absorbed	kW	7.7+18	5.6+18	7.6	6.2	7.1
	V~/Hz/A	400/3/50/13+26	400/3/50/9.5+26 230/3/50/16.5+45	400/3/50/15.5	400/3/50/13	400/3/50/14.5
Pump	RPM	1450	1450	1450	1450	1450
Natural gas consump. (10.35 kW/m ³)	m ³ /h			9.3	8.3	7.3
Delta T (at full flow)	°C	14	19	70	88	59
Standard Features:						
Weight	kg	180	175	235	225	220
Dimensions L x W x H	mm	690 x 860 x 950	690 x 860 x 950	690 x 860 x 1250	690 x 860 x 1250	690 x 860 x 1250
Cable	m			4	4	4
Standard Accessories:						
Tornado Plus nozzle		○ 0680	○ 0530	○ 0680	○ 0530	○ 0640
Ceramic pump pistons		●	●	●	●	●
Feeder pump		●	●			●
PCB electronic control		●	●	●	●	●

Stationary Hot Water Pressure Washers for Outdoor Use



◀ TRUCK BOOSTER 5

Complete, stand-alone stationary units for external placement. Ideal for placing in haulage company forecourts, slaughterhouse vehicle cleaning areas...

Three-phase

TRUCK

BOOSTER 7-63 D

- EcoPower boiler: high efficiency and reduced fuel costs
- Long life C3 pump with 1450 rpm motor: durable and low noise
- Internal heater – protects against frost
- Stainless steel design – robust and corrosion proof
- Ease to use and service
- Lockable
- Water and power connection through bottom or backplate

TRUCK

BOOSTER 5-49 D

- EcoPower boiler: high efficiency, reduced fuel costs
- Durable NP5 pump, 1450 rpm motor: long lasting and low noise
- Internal heater – protects against frost
- Stainless steel design – robust and corrosion proof
- Ease to use and service
- Lockable
- Water and power connection through bottom or backplate

Technical Data:

		TRUCK BOOSTER 7-63 D	TRUCK BOOSTER 5-49 D
Pump:			
Pressure	bar/MPa	175/17.5	180/18
Cleaning impact	kg/Force	6.3	4.9
Water flow - Q _{IEC}	l/h	1170	930
Water flow - Q _{max}	l/h	1260	970
Max. inlet temp.	°C	40	40
Water temp (water/steam)	°C	100/140	90/140
Motor:			
Power absorbed	kW	8.3	6.9
	V/~ /Hz/A	400/3/50/15.8 230-400/3/50/25	400/3/50/13.9
Pump	RPM	1450	1450
Fuel tank	l	33	33
Fuel consumption (ΔT = 45°C) ¹⁾	kg/h	5.6	4.3
Detergent tanks		2 x 25 l	2 x 25 l
¹⁾ Calculated value based on the maximum heating power			
Standard Features:			
Sound level	LPa	76	75.5
Weight	kg	285	275
Dimensions L x W x H	mm	715 x 1025 x 1670	715 x 1025 x 1670
HP hose	m/∅	10/DN10	10/DN10
Standard Accessories:			
Ergo 3000 Gun	106402190	●	●
Ergo 3000 lance		● Tornado	● Tornado
Tornado Plus nozzle		○ 0680	○ 0550
Ceramic pistons		●	●
Internal heating system		●	●
WDK detergent system		●	●

◀ **AUTO BOOSTER**

◀ **NEPTUNE SB**

Nilfisk-ALTO AUTO BOOSTER: Easily installed, cost efficient and durable self service high pressure units that will guarantee excellent cleaning with minimum down time. Meaning more potential use and profit. Available in diesel or electrically heated versions. Up to 5 cleaning cycles possible.

Stationary units

AUTO BOOSTER 5-20 D

- EcoPower boiler ensures low fuel consumption and lower running costs
- NP5 pump – longlasting and low noise level
- Stainless steel frame, cabinet for long life. Corrosion proof
- Assisted gallows for ease of use

AUTO BOOSTER 5-20 E12

- Stainless steel heating chamber
- NP5 pump – longlasting and low noise level
- Stainless steel frame, cabinet for long life. Corrosion proof
- Assisted gallows for ease of use

Mobile unit

NEPTUNE SB*

- Robust frame and chassis
- EcoPower Boiler
- 1450 RPM motor
- Low noise level
- Usable as Self Service or normal Pressure washer
- Standard with 1 € coiner
- Flame sensor as standard

Technical Data:

		AUTO BOOSTER 5-20 D	AUTO BOOSTER 5-20 E12	NEPTUNE SB*
Pump:				
Pressure	bar/MPa	70/7	70/7	SB 80/8 or 170/17
Cleaning impact	kg/Force	2	2	2.7
Water flow - Q _{IEC}	l/h	500	500	800
Water flow - Q _{max}	l/h			860
Max. inlet temp.	°C	40	40	40
Water temp.	°C	60	60	80
Heating time from 10-60°C	min.	-	9.0	
Motor:				
Power consumption	kW	4.5	16.5	5.6
	V/~ /Hz/A	400/3/50/10.8 230/3/50/15.3	400/3/50/21.8	400/3/50/10
Pump	RPM	1450	1450	1450
Fuel tank/Heating tank	l	33	33	35
Fuel consumption (ΔT = 45°C) ¹⁾	kg/h	2.7		3.9
Detergent tanks		3 x 25 l	3 x 25 l	
¹⁾ Calculated value based on the maximum heating power				
Standard Features:				
Sound level	LPa	69	69	73.8
Weight	kg	280	280	195
Dimensions L x W x H	mm	1670 x 1025 x 715	1670 x 1025 x 715	1190 x 702 x 1287
HP hose	m/Ø	7.5/DN6	7.5/DN6	10/DN10
Standard Accessories:				
Winter gun and lance		●	● 106402240	Std. Gun & Universal Lance (2508/25045)
Lance holder		●	●	
Tornado Plus nozzle		0450	0450	
Ceramic pistons		●	●	●
Internal heating system		●	●	
Assisted hose boom		●	●	
Brush attachment		●	●	
Closed circuit frost protection		●	●	
Water softener		○ 107370970	○ 107370970	
Stainless steel frame		●	●	

Accessories for Mobile Pressure Washers

Basic Cleaning Equipment

POSEIDON 2-24 PORTABLE
POSEIDON 2-26 PORTABLE
POSEIDON 2-28 / XT
POSEIDON 3-30 / XT
POSEIDON 3-40 / XT
POSEIDON 5-28 / XT
POSEIDON 5-43
POSEIDON 5-54 / XT
POSEIDON 5-62 / XT
POSEIDON 5-63 / XT
POSEIDON 7-66 / FB / -59
POSEIDON 8-128
POSEIDON 2-31 PE
POSEIDON 3-36 PE
POSEIDON 5-47 PE
POSEIDON 5-53 PE
POSEIDON 5-67 PE
POSEIDON 5-54 DE
NEPTUNE 3-22
NEPTUNE 3-26 / X
NEPTUNE 3-33 / X
NEPTUNE 3-41 / X
NEPTUNE 4-30
NEPTUNE 4-42
NEPTUNE 4-49
NEPTUNE 4-54
NEPTUNE 5-27
NEPTUNE 5-42
NEPTUNE 5-49 / X
NEPTUNE 5-57 / X
NEPTUNE 7-63 / X2
NEPTUNE E 12 / 24
NEPTUNE 8-103
CONTRACTOR MASTER
CONTRACTOR DIESEL
CONTRACTOR SILENT
ALPHA BOOSTER 3-26
ALPHA BOOSTER 5-27
ALPHA BOOSTER 3-41
ALPHA BOOSTER 5-49
ALPHA BOOSTER 8-103
UNO / DUO BOOSTER
DELTA BOOSTER
SOLAR BOOSTER 5-35
SOLAR BOOSTER 7-37
SOLAR BOOSTER 7-51
SOLAR BOOSTER 7-57

Item No.

Add some mechanical cleaning effect to your pressure washer, or ensure that you can reach tough places. All this will speed up your job and make sure you get the optimal cleaning result.



Wash Brush

1 For cleaning of lorry, bus, bodywork etc.

235 cm long

155 cm long

2 Fits to all Ergo 3000 Universal Lances

Replacement brush for 14202

6400087
6400088
14202
10356



Rotary Brush

Attachment for cleaning of bodywork, windows etc.

With pressure/detergent control.

065, 80 cm long

055, 80 cm long

065, 170 cm long

055, 170 cm long

Replacement brushes

Natural short hair, soft brush

Natural long hair, very soft brush

Nylon long hair, hard

Brass long hair, aggressive

6400017
6400018
6400016
6400019
6401430
6401431
6401432
6401433



Floor Cleaners

Fixed nozzle system w/screw couplings

06, 4 nozzles 40 cm wide

035, 4 nozzles 40 cm wide

05, 4 nozzles 40 cm wide

06, 6 nozzles 60 cm wide

05, 6 nozzles 60 cm wide

Made of stainless steel and glass fibre.

Features pressure/detergent control.

6400158
6401190
6400159
6400163
6400164



Under carriage washer

With nozzle 40065

Swivel wheels allow you to clean under large vehicles with ease

6400036



PowerScrub

1 P300

2 P400

3 S500

Wheelkit for P 300/P400/S500

Rotating nozzle bar for fast, effective cleaning of flat surfaces.

○ Supplementary accessories adapters not required

● Standard equipment or recommended equipment

106411310
106411311
106411313
106411314

Accessories for Cleaning



▲ BW 24/35



▲ 1.5



▲ 8P



▲ 5S

▲ 10SP

▲ 20S

Liquid sprayers complete as shown

Brake Washers

Technical Data:		BW24	BW35
Waterflow	l/h	90	90
Pressure max	bar	6	6
Tank capacity, Stainless	l	24	35
Temperature	°C	15-95	15-95
Overheating safety valve		Yes	Yes
Heating element	W	2000	3000
Heating time (full tank)	min.	35	35
Power consumption	A	9.0	13
Power supply		1 x 240/50	1 x 240/50
Gun		Nilfisk-ALTO	Nilfisk-ALTO
Hose, length	m	2	2
Dimensions L x W x H	mm	445 x 570 x 1120	465 x 595 x 1120
Wash tray, L x W x H	mm	550 x 450 x 200	550 x 450 x 200
Weight	kg	40	45
Item No.		101109020	101109030

Liquid Sprayers

Technical Data:		1.5	8P	5S	10SP ¹	20S
Pump:						
Tank capacity	l	1.25	8	5	10	20
Working pressure	bar/psi	2/29	3/43	6/87	6/87	6/87
Length of hose	m	-	1.3	1	4	4
Seal		Viton	Viton	Viton	Viton	Viton
Diameter	mm	130	200	190	210	210
Height	mm	300	620	455	545	770
Weight	kg	0.4	2.2	3.1	6.6	7.7
Item No.		80853	25598	7110005	7110010	7110020
Accessories:						
Multi spray gun			●	●	●	
Manual pump			●	○	○	
Trolley			○		●	
Lance with flat jet nozzle			○	○	○	
Spray gun			○	○	○	
Extension tube 400 mm			○			
Foam nozzle				○	○	○

* Can only be used together with spray gun no. 4810328

¹ The 10SP is a stainless steel tank for durability, with a polyethylene internal liner for use with detergents containing chlorine or those with a pH below 3. Hand pump is optional.



SPECIAL ACCESSORIES FOR DETERGENTS

	Item No.
Measuring cup with handle 2 l, graduated	80726
Outlet valve for 220 kg barrel (not shown)	80107
Barrel pump, polyethylene, 120 cm For removing detergent from barrels with manual pump mechanism	80839

Accessories for Stationary Pressure Washer Solutions



▲ TRK 100/1



▲ TRK 25



▲ TRK 150



▲ FRK 150

Cleaning heads: For excellent cleaning results

Cleaning Heads for Tanks, Barrels and Containers

TRK 100/2

- Stainless steel
- Electric drive

TRK 100/1

- Stainless steel
- Electric drive

TRK 25

- Nickel-plated brass**
- Electric drive***

TRK 150

- Stainless steel
- Hydraulic drive

Surface Cleaning

FRK 150

- Stainless steel
- Hydraulic drive

Technical Data:

		TRK 100/2	TRK 100/1	TRK 25	TRK 150	FRK 150
Max. flow rate	l/h	3600	2400	2400	2400	2400
Operating pressure	bar	approx. 60	approx. 60	180	250	250
No. of nozzles	pieces	2	1	2	2	3
Connected load	V	3 x 42	3 x 42	230	hydraulic	hydraulic
Drive	kW	0.18 electric	0.18 electric	0.056 electric	hydraulic	hydraulic
Length	mm	feed length 935*	feed length 935*	1000	185	185
Item no.		54146	15209	7847	22308	60325


ACCESSORIES TRK

	TRK 25	TRK 100	Item No.
Double handle	<input type="radio"/>	<input type="radio"/>	7848
For quick applications without fixing			
Bunghole mount	<input type="radio"/>	<input type="radio"/>	7849
Adjustable rubber cone			
Barrel mount	<input type="radio"/>	<input type="radio"/>	7850
With plastic R 2" standard thread and special M 64 x 4 thread			
Power control required	<input type="radio"/>	<input type="radio"/>	15210
For TRK 100, 3 x 42 V, with main switch on/off button			
Dirt trap required	<input type="radio"/>	<input type="radio"/>	17449
Stainless steel			

Detergents from page 110



Multipressure lances for DELTA BOOSTER



	Desired pressure	Desired flow	No of pumps required	Item No.
Colour coded lance system for DELTA BOOSTER and DELTA B. Facilitates regulation of pressure and flow.				
DELTA BOOSTER Lance, 160 bar, 930 mm				
White	27	1.020	1	6300846
Black	27	2.100	2	6300847
Brown	50	1.020	1	6300848
Green	53	1.980	2	6300849
Blue	80	1.020	1	6300850
Red	80	1.620	1.5	6300851
Orange	107	1.020	1	6300852
Yellow	107	1.560	1.5	6300853
Chrome	152	1.020	1	6300870
DELTA BOOSTER Lance, 160 bar, 570 mm				
White	27	1.020	1	6300854
Black	27	2.100	2	6300855
Brown	50	1.020	1	6300856
Green	53	1.980	2	6300857
Blue	80	1.020	1	6300858
Red	80	1.620	1.5	6300859
Orange	107	1.020	1	6300860
Yellow	107	1.560	1.5	6300861
Chrome	152	1.020	1	6300871
DELTA BOOSTER Lance, 160 bar, 100 mm				
White	27	1.020	1	6300862
Black	27	2.100	2	6300863
Brown	50	1.020	1	6300864
Green	53	1.980	2	6300865
Blue	80	1.020	1	6300866
Red	80	1.620	1.5	6300867
Orange	107	1.020	1	6300868
Yellow	107	1.560	1.5	6300869
Chrome	152	1.020	1	6300872
DELTA BOOSTER Lance, 120 bar, 930 mm				
White	20	1.020	1	6301873
Black	20	1.980	2	6301874
Brown	40	960	1	6301848
Green	40	1.920	2	6301849
Blue	60	960	1	6301850
Red	60	1.560	1.5	6301851
Orange	80	1.020	1	6301852
Yellow	80	1.620	1.5	6301853
Chrome	114	1.020	1	6301870
DELTA BOOSTER Lance, 120 bar, 570 mm				
White	20	1.020	1	6301854
Black	20	1.920	2	6301855
Brown	40	960	1	6301856
Green	40	1.920	2	6301857
Blue	60	960	1	6301858
Red	60	1.560	1.5	6301859
Orange	80	1.020	1	6301860
Yellow	80	1.620	1.5	6301861
Chrome	114	1.020	1	6301871
DELTA BOOSTER Lance, 120 bar, 100 mm				
White	20	1.020	1	6301862
Black	20	1.920	2	6301863
Brown	40	960	1	6301864
Green	40	1.920	2	6301865
Blue	60	960	1	6301866
Red	60	1.560	1.5	6301867
Orange	80	1.020	1	6301868
Yellow	80	1.620	1.5	6301869
Chrome	114	1.020	1	6301872

Increased Flexibility with Nilfisk-ALTO Options



The Nilfisk-ALTO UNO, DUO, ALPHA and SOLAR BOOSTERS can be equipped with an electronic control board. This gives the possibility to use a wide range of factory-mounted options and equipment such as remote control, coin boxes, pressure relief... The use of options means that a standard machine is quickly and easily configured to become a customer-specific solution.

Option	Description	UNO BOOSTER BASIC	UNO BOOSTER EXTENDED	DUO BOOSTER BASIC	DUO BOOSTER EXTENDED	ALPHA BOOSTER 5-27	ALPHA BOOSTER 5-49	SOLAR BOOSTER D/G	SOLAR BOOSTER E/GH
High Pressure detergent manual	Injection of detergent under high pressure, manually controlled at the machine	107340903	107340903	107340903	107340903	na	na	107340903	na
1 x detergent, electronic	Injection of 1 x detergent under high pressure controlled by solenoid valve and dosing unit. Detergent can be activated at a remote control unit or coin box. NOTE : For the DUO BOOSTER, the activation of detergent will only lead to the use of 1 of the 2 pumps capacity. For a special solution using 2 pump water capacity and injection of detergent, please request a special project.	na	107340900	na	107340906	na	na	107370952	107370952
2 x detergent	Injection of 2 x detergent under high pressure controlled by solenoid valve and dosing unit. Detergent can be activated at a remote control unit or coin box. NOTE : For the DUO BOOSTER, the activation of detergent will only lead to the use of 1 of the 2 pumps capacity. For a special solution using 2 pump water capacity and injection of detergent, please request a special project.	na	107340901	na	107340907	107360901*	107360901*	107370953	107370953
Pressure Relief	If the system is not in use for 10 minutes (or 20 seconds after the system closes down), a valve opens and relieves the pressure in the high pressure piping line. The entire system is free of pressure and must afterwards be started again.	na	107340902	na	107340902	na	na	107340902	107340902
No-Scale	Prevents scale in the boiler or internal water tank.	na	na	na	na	na	na	107370958	107370958
Low water security	Pressure switch on water inlet of the stationary unit. Set to 1 bar. Inlet water lower than 1 bar - the motor pump stops avoiding the unit running in "dry" mode.	107340905	107340905	107340905	107340905	na	na	107340905	Standard
Control Kit	Option control kit for detergent, coin box, remote control with ALPHA BOOSTER 5	na	na	na	na	107360902	107360902	na	na

* Requires Control Kit 107360902



Option	Description	UNO BOOSTER BASIC	UNO BOOSTER EXTENDED	DUO BOOSTER BASIC	DUO BOOSTER EXTEND	ALPHA BOOSTER 5-27	ALPHA BOOSTER 5-49	SOLAR BOOSTER D/G	SOLAR BOOSTER E/GH
Cold Warm switchover	Allows double water inlet (hot and cold) and switchover between sources.	na	107340915	na	107340916	na	na	na	na
Output reduction	Reduction of flow and pressure to a pre-chosen level. It allows increase in the concentration of detergent. The customer can choose % of reduction.	Text order	Text order	Text order	Text order	na	na	107370951	107370951
Water Inlet security	Comprises of a magnetic valve on the water tap, 5m cable and a 24v, DC plug. If the hose breaks, the valve on the tap closes, preventing water spill.	107340910	107340910	107340910	107340910	na	na	107340910	
Remote Control boxes	On-Off = 2 buttons	107340911	107340911	107340911	107340911	107340911*	107340911*	107340911	107340911
	On-Off + 1 function (burner or option) = 3 buttons	na	107340912	na	107340912	107340912*	107340912*	107340912	107340912
	On-Off + 2 functions (burner or option) = 4 buttons	na	107340913	na	107340913	107340913*	107340913*	107340913	107340913
	On-Off + 3 functions (burner or option) = 5 buttons	na	107340914	na	107340914	107340914*	107340914*	107340914	107340914
	Mains cut off button	29277	29277	29277	29277	29277*	29277*	29277	29277
Coin Boxes	Mechanical, simple on-off, €½	54328	54328	54328	54328	54328*	54328*	54328	54328
	Mechanical, simple on-off, €1	54329	54329	54329	54329	54329*	54329*	54329	54329
	Mechanical, simple on-off, €2	54331	54331	54331	54331	54331*	54331*	54331	54331
	Mechanical, simple on-off, Tokens	54330	54330	54330	54330	54330*	54330*	54330	54330
	Mechanical, on-off + 1 detergent, €½	54332	54332	54332	54332	54332*	54332*	54332	54332
	Mechanical, on-off + 1 detergent, €1	54333	54333	54333	54333	54333*	54333*	54333	54333
	Mechanical, on-off + 1 detergent, €2	54335	54335	54335	54335	54335*	54335*	54335	54335
	Mechanical, on-off + 1 detergent, Token	54334	54334	54334	54334	54334*	54334*	54334	54334
	Electronic, rotary switch, without LCD	na	29272	na	29272	29272*	29272*	29272	29272
Electronic, rotary switch, with LCD	na	54321	na	54321	54321*	54321*	54321	54321	
Kit for coin box	It allows the mounting of mechanical coin boxes on UNO and DUO BOSTER Basic versions.	107340908	107340908	na	na	na	na	na	na
Connection to external booster	It allows the connection of 2 SOLAR BOOSTERS together, or the conneciton of a SOLAR BOOSTER to a UNO BOOSTER, to increase water capacity.	On demand	On demand	On demand	On demand	na	na	On demand	On demand
Frost protection (lost - requires pressure relief)	Standard		107370954		107370954	na	na	107370954	107370954
	Deluxe with heater		107370955		107370955	na	na	107370955	107370955

* Requires Control Kit 107360902

Accessories for Stationary Pressure Washer Solutions

Basic Equipment

		Item No.
Chemical reservoir	45 l	80051
All machine types	120 l	80056
Water intake hose		
	R3/4"-2.5 m (1xGeka)	11427
Feet for UNO Booster		107303119
Water inlet security kit		
Stainless steel cabinet for ALPHA BOOSTER 3		107360903
TRUCK BOOSTER		
Insulation pad kit		107370975
Anti-Frost closed circuit kit		107370971
Remote Control Box, four buttons (stop, on, hot water, detergent)		107370973
Anti-Calc kit		107370974

Equipment for High Pressure Outlet Point

Block ball valve, DN 8		
galvanised, with quick coupling, (WAP)	Ø 18	4287
galvanised, with quick screw connection, (WAP)	Ø 18	14310
Ball valve, DN 10		
galvanised, with quick screw connection,	Ø 15	6402024
stainless steel, with quick screw connection,	Ø 15	6402023
Wall bracket for high pressure hose		
	plastic	5709
	aluminium	24865
Lance holder, PVC incl. mounting materials - not for Tornado lance		65763

Self-Service Application Accessories - AUTO BOOSTER

Self-service brush attachment		106402241
Spray lance for brush attachment	1020 mm	106402169
Water softener for AUTO BOOSTER		107370970
Winter-proof trigger on/off gun		106402240
Coin counter		107370976

Fuel Supply

Fuel oil de-aerator		23819
Connection pieces with quick-closing filter and pressure reducer		1734
Oil suction hose, 2 m		3233
Quick-closing filter (suction mode)		3236
Oil pressure reducer		3237
Gas threshold hose, 3/4"		54026

Flue Exhaust Gas (chimney on request)

Flue pipe curve, stainless steel	Ø 150-45°	22744
Flue pipe, stainless steel, 1 m	Ø 150 mm	22748
Chimney Adaptor 150 Ø SOLAR BOOSTER		301001089



High Pressure Piping

Item No.

(Other diameters on request)

Connection hose with quick couplings KEW DN 10 x 0.6 m 6300843

High pressure pipe
By the metre

DIN 2391 galvanised	Ø 15 x 1.5	909100060
	Ø 18 x 1.5 mm	2584
	Ø 30 x 3.0 mm	5213202
	Ø 22 x 2.0 mm	5203385

EN ISO 1127/DIN 17458 stainless steel

	Ø 15 x 1.5 mm	909100059
	Ø 18 x 1.5 mm	20317
	Ø 30 x 3.0 mm	5203740
DIN 2462	Ø 15 x 1.5 mm	5203732
	Ø 22 x 2.0 mm	5203724
DIN 2463	Ø 15 x 2.0 mm	5213665
	Ø 22 x 2.0 mm	5203690

Straight screw connection, galvanised

	Ø 15	1603455
	Ø 18	909100050
	Ø 22	1603489
	Ø 30	1603547

Straight screw connection, stainless steel

	Ø 15	1603612
	Ø 18	909100051
	Ø 22	1603687
	Ø 30	1603760

Elbow screw connection, galvanised

	Ø 15 x 15 mm	1603398
	Ø 15 x 15 mm smooth	1603242
	Ø 18 x 18 mm	909100058
	Ø 22 x 22 mm	1603505
	Ø 22 x 15 mm	1603513
	Ø 30 x 30 mm	1603562

Elbow screw connection, stainless steel

	Ø 15 x 1.5 mm	1603638
	Ø 15 x 15 mm smooth	1608439
	Ø 18 x 18 mm	11429
	Ø 22 x 22 mm	1603703
	Ø 30 x 30 mm	1603786

T-screw connection, galvanised

	Ø 15 x 15 mm	1603463
	Ø 15 x smooth x 15 mm	1603471
	Ø 18 x 18 x 18 mm	909100056
	Ø 22 x 22 x 22 mm	1603521
	Ø 22 x 15 x 22 mm	1603539
	Ø 30 x 30 x 30 mm	1603570

T-screw connection, stainless steel

	Ø 15 x 15 x 15 mm	1603620
	Ø 15 x smooth x 15 mm	4809870
	Ø 18 x 18 x 18 mm	909100057
	Ø 22 x 22 x 22 mm	1603729
	Ø 22 x 15 x 22 mm	4800172
	Ø 30 x 30 x 30 mm	1603794

Union nut, galvanised

	Ø 15	1603374
--	------	---------

Screw connection

	Ø 18 - 15 mm	909100052
	Ø 22	1603134
	Ø 30	1603604

Union nut, stainless steel

	Ø 15	1603679
--	------	---------

Screw connection

	Ø 18 - 15 mm	909100053
	Ø 22	1603752
	Ø 30	1603828

Pipe clip, rubber-mounted

	Ø 12 - 15 mm	10989
	Ø 18 mm	22553

Hydraulic accumulator

	2 x 3/8" quick couplers	6400085
--	-------------------------	---------

For vibration damping in piping

	Ø 15	301000401
--	------	-----------

(incl. connection material)

	Ø 18	6343
--	------	------

Stainless steel*

	Ø 15	301000400
	Ø 18	54147

Accessories for Stationary Pressure Washer Solutions

High Pressure Piping

		Item No.
Cutting ring, galvanised	Ø 15	1603366
	Ø 18	3051
	Ø 22	1603150
	Ø 30	1603596
	Ø 30	1603661
Cutting ring, stainless steel*	Ø 15	1603661
	Ø 18	20745
	Ø 22	1603745
	Ø 22	1603810
	Ø 22	1603810
Wall mounting bracket, black painted	Ø 15 - 22 mm (30 mm high)	6300501
	Ø 30 mm (30 mm high)	6300503
	Ø 15 - 22 mm (30 mm high)	6300500
Wall mounting bracket, stainless steel*	Ø 15 - 22 mm (30 mm high)	6300500
	Ø 15 - 22 mm (57 mm high)	6300520
	Ø 30 mm (30 mm high)	6300502
Pipe holder for above, plastic (galvanised screw and nuts)	Ø 15	6300450
	Ø 22	6300451
	Ø 30	6300452
Hydro-Ball valve, galvanised	Ø 15 x 3/8" nipple	6402024
- as 6402024 but with stainless steel nipple		
cutting ring, union nut	Ø 15 x 3/8" nipple	6402026
acid proof	Ø 15 x 3/8" nipple	6402023
Frost security valve	Ø 15 x 15 mm	6402071

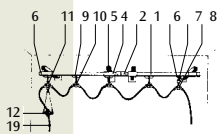
Electrical Installation Materials

Installation protective pipe, hard PVC			
For medium mechanical	pipes DN 13.5		2587
loading in rods of 3 m	DN 16.0		17332
each (price per m)	DN 21.0		17333
clamps	DIN 4901602	PG 13.5	2588
		PG 16.0	17341
		PG 21.0	17342
Splitting box, 80 x 80 mm			2590
Control cable	3 x 0.75 mm ²		3392
Flexible, as a connection cable,	3 x 1.5 mm ²		5212
for medium mechanical loading	5 x 1.5 mm ²		3396
(price per running m)	7 x 0.75 mm ²		17388
	9 x 0.75 mm ²		5713
	12 x 1 mm ²		9176
	18 x 0.75 mm ²		24429
	18 x 1 mm ²		22022

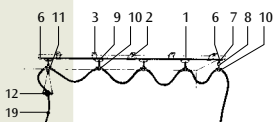
Hose Routing Systems

① Slide rail, 40 x 40, galvanised	4 m	7973
	6 m	7974
② Slide rail connector, 40 x 40	galvanised	7975
③ Slide rail bracket, 40 x 40	galvanised	7976
For ceiling mounting		
④ Connection piece (spacer)	galvanised	7977
40 x 40, for ceiling and wall mounting		
⑤ Wall spacer, 40 x 40	galvanised	7978
500 mm long		
⑥ End stopper		7979
⑦ Eyelet		7980
⑧ Snap link		7981
⑨ Hose trolley for slide rails		7982
⑩ Hose bracket	10-16 mm DN 8	52964
⑪ Hose bracket with eyelet	10-16 mm DN 8	52966
⑫ Strain relief	10-16 mm DN 8	52967
Balancer, 3-6 kg		
⑬ Pivot joint, straight		37450

SCHEMATIC DIAGRAM: HOSE ROUTING SYSTEM



Wall mounting



Ceiling mounting



Hose Routing Systems

Item No.

Ceiling boom

① 1750 mm	galvanised	37851
	stainless steel	37871
② 1600/1750 mm	stainless steel	309000209
③ 2750 mm	stainless steel	309000269

④ Wall boom

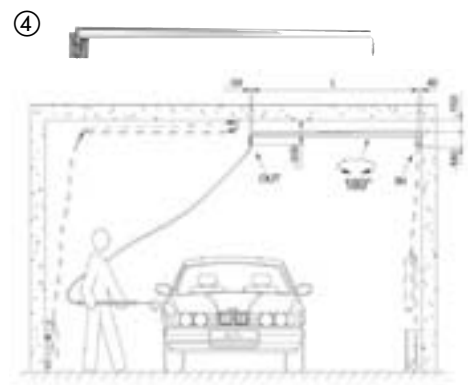
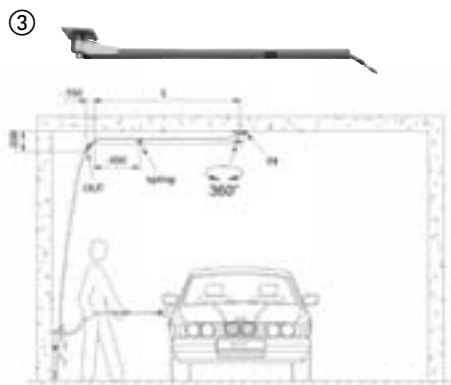
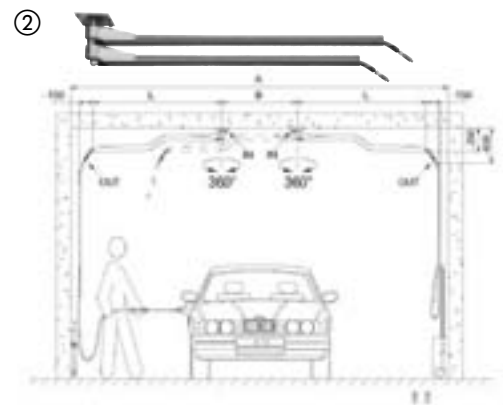
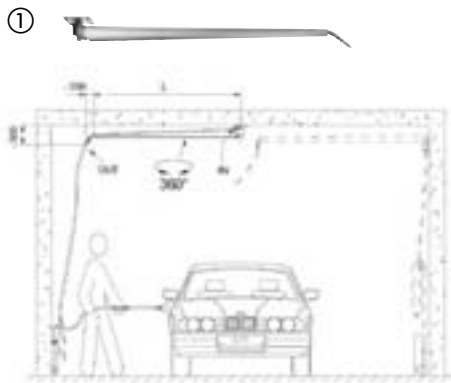
2000 mm	galvanised	37137
	stainless steel	37742
3000 mm	galvanised	309000662
(1) right resting position		
(2) left resting position		

Pivoting boom

With integrated high pressure pipe, with wall bracket	3 m long	4048
--	----------	------

Pivoting boom

As 4048 but with 10-16 mm DN8 hose trolley and wall bracket	3 m long	53001
	4 m long	53002
	5 m long	7991
	6 m long	7992



The right choice

Vacuum Cleaners

Powerful, efficient and silent vacuum cleaning.
For every application!



▲ Dust extractor
Controlled by your electric or pneumatic hand tools, these automatic machines also provide the high-speed airflow necessary to handle fine dust. Look for -2x or -3x models in any series.

▲ Health & Safety
If you are working with hazardous or explosive dust, see the complete range of Health & Safety vacuums for Class L, M, H, Asbestos, Type 22 and ATEX Zone 2 beginning on page 55.

The right choice

Nilfisk-ALTO offers a complete range of innovative and powerful Wet & Dry vacuum cleaners - all designed to accommodate the most demanding professional's cleaning needs - but each one of them designed to match a specific level of requirements, in terms of suction power and important features such as very low noise level and high performance, automatic or semi-automatic filter cleaning.

When you have studied the program, you will realise why we are the better alternative.

ATTIX 761-21 XC

Model Name
Machine Class
3 = ATTIX 3
5 = ATTIX 5
6 = SQ 6
7 = ATTIX 7
8 = SQ 8

Drive
5 = Uni-motor
6 = Uni-motor with filter cleaning system
9 = EC-drive

Container Type
0 = Fixed
1 = Tiltability & Removable
3 = External

Feature Class
0 = Basic type
1 = Convenience outlet
2 = AutoOnOff for electric power tool
3 = AutoOnOff for electric and pneumatic tool
6 = Liquid vacuum
7 = Fire brigade vacuum

Special Types (e.g. Dust class, etc.)
1 = CE
M = M + L
H = H + M + L + Asbestos
M/B1 = M + L + Type 22
XC = XtremeClean Filter cleaning system
ED = EasyDisposal



▲ Liquid Vac - Fire Brigade
Ideal for disaster recovery such as floods or fires, these machines will pick up water at 200 l/m and discharge it automatically as much as 9 m higher than the machine or more than 50m away from the machine. See page 51 for details.

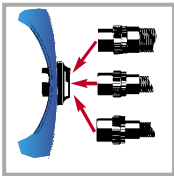


▲ Industrial vacuum cleaning
High volume and airflow make these models perfect for stationary applications and for extra heavy-duty applications. Nilfisk-ALTO DYNAMICS can support multiple operators. See page 54 for details.

Why compromise

Vacuum Cleaners

... and their features and benefits



MultiFit

A universal inlet fitting which makes it possible to connect every accessory to any of our vacuum cleaners without any problems.



AntiStatic

A conductive discharger link between inlet fitting and earth, preventing sparks and shocks.



FlowSensor

Sounds an alarm if the air flow drops below a critical volume in Safety Vacs.



HighFiltration

Already the Nilfisk-ALTO standard vacuums offer a high filtration level. But it can even be improved by using HEPA-filters or working with M or H class safety vacs.



EC-Drive

A brushless, ignition-source-free single-phase EC motor that is electronically regulated for precise power control.




AutoOnOff

The vacuum switches on and off automatically with electric or pneumatic tools.



2 Motors

Double the power against the toughest dirt. The 2 Motor concept guarantees maximum suction power and huge performance reserved for specific applications.



SoftStart

Limiting the starting power, saves the fuses, reduces wear and tear and adds to the motor's life-expectancy.

XtremeClean
Automatic Filter Cleaning

Push&Clean
Filter Cleaning System

EasyDisposal

SilentPower
Quiet Impact



▲ ED - Easy Disposal

Allows the operator to dispose the dirt when convenient instead of having a full container all the time. When the bag is filled, you simply remove it, tie the top, and set it aside. At the end of the day, take the filled bags away for disposal in one trip.



▲ Push&Clean

For fast and simple filter cleaning. ① Block the inlet fitting or the hose and ② Push and release the filter cleaning button, and ③ The filter is cleaned.



▲ XtremeClean

The filter is automatically cleaned without interrupting your work for even a second. Industry-leading innovation = Amazing performance.

Wet & Dry Vacuum Cleaners



ATTIX 761-21 XC ▲



ATTIX 791-21 ▲
ATTIX 751-21



ATTIX 751-11 ▲

High capacity, high performance and feature-rich solutions for your vacuuming tasks. The Nilfisk-ALTO ATTIX 7 delivers high efficiency and the perfect solution with options like AutoOnOff, XtremeClean, and the long-life EC motor. The stainless steel containers on the Nilfisk-ALTO ATTIX 7 Wet & Dry vacuums can be emptied by tilting or removal, to save time and effort.

		AutoOnOff XtremeClean		Manual	
		ATTIX 761-21 XC	ATTIX 791-21	ATTIX 751-21	ATTIX 751-11
		<ul style="list-style-type: none"> XtremeClean filter cleaning system AutoOnOff for electric tools* AntiStatic Speed control SoftStart 	<ul style="list-style-type: none"> Longlife EC motor drive AutoOnOff for electric tools* AntiStatic Speed control SoftStart 	<ul style="list-style-type: none"> AutoOnOff for electric tools* AntiStatic Speed control SoftStart 	<ul style="list-style-type: none"> Convenience outlet on panel AntiStatic-ready SoftStart
Technical Data:					
Air flow rate	l/min.	3600	3800	3600	3600
Vacuum	mbar/kPa	230/23	250/25	230/23	230/23
Power	P _{max}	W 1500	1500	1500	1500
	P _{IEC}	W 1200	1200	1200	1200
Mains connection	V~/Hz	230/1~/50-60	230/1~/50-60	230/1~/50-60	230/1~/50-60
Sound level	dB(A)	57	59	57	57
Container volume	l	70	70	70	70
Dimensions L x W x H	mm	605 x 580 x 970	605 x 580 x 970	605 x 580 x 970	605 x 580 x 970
Weight w/o accessories	kg	27	25	25	25
Cable	m	7.5	7.5	7.5	7.5
Standard Accessories:					
Suction hose, Ø 27 mm, 3.5 m, AS		● 15325	● 15325	● 15325	
Suction hose, Ø 36 mm, 4 m					● 25537
Hand tube, stainless steel					● 46691
Tool adapter		● 18195	● 18195	● 18195	
Rubber nozzle					● 5067
Filter element, PET fleece		● 302000726	● 302000461	● 302000461	● 302000461
Filter bag		● 302001484	● 302001484	● 302001484	● 302001484
Disposal bag		● 302001480			
Cable holder		●	●	●	●

Special Purpose Vacuums

Liquid and EasyDisposal

Sets from page 64

Accessories from page 66



ATTIX 751-61 ▲



ATTIX 751-71 ▲



ATTIX 763-21 ED ▲

XtremeClean
Automatic Filter Cleaning System
SilentPower
Quiet Impact
EasyDisposal
Wap KEW
TECHNOLOGIES

Cleaning up the water from a flood is easier with the Liquid Vacuum (751-61), and the Fire Brigade (751-71) version is specially configured for easy transport and access to confined areas. Both will pick up 200 l/min. and automatically discharge the water up to 9 m higher than the machine, or 50m away. The Nilfisk-ALTO ATTIX 7 EasyDisposal machine puts the waste directly in a disposable bag... nothing could be simpler.

Technical Data:		ATTIX 751-61	ATTIX 751-71	ATTIX 763-21 ED
Air flow rate	l/min.	3600	3600	3800
Vacuum	mbar/kPa	230/23	230/23	230/23
Power	P _{max}	W 1500	1500	1700
	P _{IEC}	W 1200	1200	1400
Mains connection	V~/Hz	230/1~/50-60	230/1~/50-60	230/1~/50-60
Sound level	dB(A)	57	57	57
Container volume	l	-	-	30
Dimensions L x W x H	mm	605 x 580 x 970	510 x 480 x 875	605 x 580 x 1230
Suction / Discharge capacity	l/min.	200/300	200/300	
Weight w/o accessories	kg	33	31	30
Cable	m	7.5	10	7.5
Standard Accessories:				
Suction hose, Ø 36 mm, 3,5 m			● 302001677	
Suction hose, Ø 36 mm, 5 m, AS				● 302001682
Hand tube, stainless steel			● 46691	● 46691
Extension tubes, stainless steel			● 15546	● 15546
Floor nozzle			● 15349	● 15348
Crevice tool			● 6084	
Filter sieve		● 15475	● 15475	
Tool adapter				● 302000535
Filter element, PET fleece				● 302000726
Disposal bag				● 302001629
Debris basket		● 302001434	● 302001434	

*External AutoOnOff-unit for pneumatic tools - Airbox 302001192

Wet & Dry Vacuum Cleaners



XtremeClean
Automatic Filter Cleaning System
SilentPower
Quiet Impact



ATTIX 560-31 XC ▲

ATTIX 560-21 XC ▲

ATTIX 550-21 ▲

ATTIX 590-21 ▲

ATTIX 590-21 CLEAN ROOM

ATTIX 550-11 MOBILE ▲

ATTIX 550-01 ▲

Nilfisk-ALTO ATTIX 5 delivers the superior suction power and quiet operation you expect from a leader in the Wet & Dry vacuum industry... And you can also get the fully automatic XtremeClean filter cleaning system on the Nilfisk-ALTO ATTIX 5 XC models. The perfect solution for your workshop, garage, production facility or farm.

	AutoOnOff XtremeClean			Manual		
	ATTIX 560-31 XC	ATTIX 560-21 XC	ATTIX 590-21	ATTIX 590-21 CLEAN ROOM	ATTIX 550-11 MOBILE	ATTIX 550-01
Technical Data:						
Air flow rate	l/min.	3600	3600	3800	3600	3600
Vacuum	mbar/kPa	230/23	230/23	250/25	230/23	230/23
Power	P _{max}	1500	1500	1500	1500	1500
	P _{IEC}	1200	1200	1200	1200	1200
Mains connection	V/~/Hz	230/1~/50-60	230/1~/50-60	230/1~/50-60	230/1~/50-60	230/1~/50-60
Sound level	dB(A)	57	57	59	57	57
Container volume	l	45	45	45	45	45
Dimensions L x W x H	mm	506 x 476 x 655	506 x 476 x 655	506 x 476 x 655	506 x 476 x 655	506 x 476 x 655
Weight w/o accessories	kg	16	16	14	14	14
Cable	m	7.5	7.5	7.5	7.5	7.5
Standard Accessories:						
Suction hose, Ø 36 mm, 3 m					● 46948	● 46948
Suction hose, Ø 27 mm, 3.5 m, AS	● 15325	● 15325	● 15325	● 15325	● 15325	
Curved hand tube, Cr-plated					● 15546	● 302000528
Extension tubes, Cr-plated					● 46691	● 302000529
Tube holder						● 302000821
Professional floor nozzle Combi					● 302000521	● 302000521
Crevice nozzle					● 6084	● 6084
Tool adapter	● 18195	● 18195	● 18195	● 18195	● 18195	
Filter element, PET fleece	● 302000726	● 302000726	● 302000461	● 302000461	● 302000461	● 302000461
Filter element, Glassfiber				● 302000658		
Filter bag			● 302000527	● 302000527	● 302000527	● 302000527
Disposal bag	● 302000728	● 302000728				

Wet & Dry Vacuum Cleaners



**Nilfisk
ALTO**
Why Compromise

Sets from page 64

Accessories from page 66

Push&Clean
Filter Cleaning System
SilentPower
Quiet Impact

**Wap
KEW**
TECHNOLOGIES



ATTIX 360-21 ▲



ATTIX 360-11 ▲



ATTIX 350-01 ▲

Nilfisk-ALTO ATTIX 3 is a compact and flexible vacuum cleaner... the perfect solution when space is limited, and for craftsmen and other professionals on the move. And when you see Nilfisk-ALTO ATTIX 3, you will understand that being compact doesn't mean it is short on features or performance.

AutoOnOff

ATTIX 360-21

- Push&Clean Filter Cleaning System
- SoftStart
- AutoOnOff for electric tools*
- Speed governor
- Accessory holder
- Tool tray
- AntiStatic-ready
- Suction power control on hand tube

Manual

ATTIX 360-11

- Push&Clean Filter Cleaning System
- Appliance plug socket
- Accessory holder
- Tool tray
- AntiStatic-ready
- Extensive accessories
- Suction power control on hand tube

ATTIX 350-01

- Accessory holder
- Tool tray
- Suction power control on hand tube

Technical Data:

		ATTIX 360-21	ATTIX 360-11	ATTIX 350-01
Air flow rate	l/min.	3600	3600	3600
Vacuum	mbar/kPa	230/23	230/23	230/23
Power	P _{max}	W 1500	1500	1500
	P _{IEC}	W 1200	1200	1200
Mains connection	V/~ /Hz	230/1~/50-60	230/1~/50-60	230/1~/50-60
Sound level	dB(A)	59	59	59
Container volume	l	27	27	27
Dimensions L x W x H	mm	390 x 380 x 570	390 x 380 x 570	390 x 380 x 570
Weight w/o accessories	kg	10	10	10
Cable	m	7.5	7.5	7.5

Standard Accessories:

	ATTIX 360-21	ATTIX 360-11	ATTIX 350-01
Suction hose, Ø 32 mm, 3 m	● 302000473 **	● 302000473 **	● 302000473 **
Extension tubes, alu.	● 302000478	● 302000478	● 302000478
Tube holder	● 60609	● 60609	● 60609
Floor nozzle, combi	● 302000477	● 302000477	● 302000477
Crevice nozzle	● 6084	● 6084	● 6084
Brush nozzle		● 6086	
Universal nozzle		● 14295	
Tool adaptor	● 60916		
Filter element, PET fleece	● 302000461	● 302000461	● 302000461
Filter bag	● 302000449	● 302000449	● 302000449
Cable holder	●	●	●

*External AutoOnOff-unit for pneumatic tools - Airbox 302001192

**Includes curved hand tube, plastic

● Standard accessories

Industrial Vacuums



Sets from page 64

Accessories from page 66



DYNAMICS 840 ▲
DYNAMICS 440



TURBO D ▲



SQ 850-11 ▲

Industrial Vacuums are specifically designed to stand up to constant use in difficult applications. Nilfisk-ALTO DYNAMICS can be connected to piping systems for automatic operation with multiple users, and the Nilfisk-ALTO TURBO D provides quiet mobile power wherever you need it. The Nilfisk-ALTO SQ 850 machine provides 2-motor power in a mobile package.

DYNAMICS 840

- Two motors with side channel turbine
- Semi automatic filter cleaning system
- Convenient emptying of container
- Stainless steel container

DYNAMICS 440

- One motor with side channel turbine
- Convenient emptying of container
- Stainless steel container

TURBO D

- Mobile and quiet
- Large container volume
- Stainless steel container
- Sturdy chassis

SQ 850-11

- Two motors
- Drain hose for easy emptying
- Dirty filter indicator
- Filter cleaning
- Microprocessor control
- SoftStart
- Two speeds

Technical Data:

		DYNAMICS 840	DYNAMICS 440	TURBO D	SQ 850-11
Air flow rate	l/min.	12900	7200	5500	2x3800
Vacuum	mbar/kPa	230/23	230/23	220/22	230/23
Power	P _{max}	W 8000	4000	2500	2x1700
	P _{IEC}	W 5600	3300	2200	2x1400
Mains connection	V~/Hz	400/3~/50	400/3~/50	400/3~/50	230/1~/50-60
Sound level	dB(A)	67	64	61	67
Container volume	l	100	100	85	80
Dimensions L x W x H	mm	1240 x 735 x 1370	1240 x 735 x 1370	630 x 860 x 980	620 x 615 x 950
Weight w/o accessories	kg	245	195	76	30
Cable	m	5	5	5.5	7.5

Standard Accessories:

Filter element	● 34931	● 34931	● 41164	● 61605
Filter bag			● 14912	● 61603
Removal sack				● 60676

Health & Safety Vacuum Cleaners

- Wet & Dry



Sophistication in engineering

As particle sizes of hazardous dusts are measured in less than 0.1 micron, it goes without saying, that sophisticated technology combined with years of experience and expertise are crucial factors when choosing the supplier of your Health and Safety vacuum cleaner.

Approved for professionals

Working with hazardous dust demands the highest level of safety to ensure maximum health protection. Nilfisk-ALTO offers Health and Safety vacuum cleaners for Hazardous dust classes - L (light), M (medium), H (high), and Asbestos, as well as Explosive dusts, Type 22. Furthermore all Nilfisk-ALTO Type 22 Safety Vacs are ATEX compliant. All our solutions meet the new pan-European standards and bear all the necessary statutory test symbols. The entire range is designed for professionals who also demand low noise operation, ergonomics, long-life and reliable performance.

A solution for any need

The handling of hazardous dust is a complex matter that demands innovative product development and competent engineering. As a specialist, Nilfisk-ALTO offers proven, state-of-the-art solutions in every Hazard Class involving the demanding task of picking up health endangering dusts.



Why
compromise

Safety Vacuum Systems – Application Categories

Since 1997 EN 60335-2-69, IEC 60335-2-69		Hazard Types
Dust classe / Zone	Max. permeability	
L	1%	Removes 99 % of: • Dusts with OEL values > 1mg/m ³
M	0.1%	Removes 99,9 % of: • Dusts with OEL values > 0.1mg/m ³ • Wood dust
H	0,005%	Removes 99,995 % of: • Dusts with OEL values • Carcinogenic dusts • Dusts with germs or bacteria
Asbestos requirement	as H	• Asbestos dust
Explosive dusts (ATEX Zone 22)	Type 22: As Dust Class L, M or H, with additional requirements	• Dusts of dust explosion classes St1, St2 and St3 in ATEX Zone 22 (previously zone 11)
Explosive Gases (ATEX Zone 2)	Separate approval for Zone 2	• Flammable gases present less than 10 hr/year

All Nilfisk-ALTO
Type 22 Safety
Vacuums are
ATEX compliant!

Health & Safety Vacuum Cleaners

- Dust Class H + Asbestos



XtremeClean
Automatic Filter Cleaning System

Push&Clean
Filter Cleaning System

SilentPower
Quiet Impact




ATTIX 560-2H XC ▲
ATTIX 550-2H

ATTIX 751-0H ▲

ATTIX 550-0H ▲

ATTIX 360-2H ▲
ATTIX 360-0H

Regulations require that hazardous dust of Class H (including carcinogens like asbestos) be handled by special equipment to protect the health of the operators. Nilfisk-ALTO has a Dust Class H vacuum for every need and application... There is even an XtremeClean version for people who work all day, every day.

	AutoOnOff XtremeClean			Manual		
	ATTIX 560-2H XC	ATTIX 550-2H	ATTIX 360-2H	ATTIX 751-0H	ATTIX 550-0H	ATTIX 350-0H
	<ul style="list-style-type: none"> XtremeClean filter cleaning system AutoOnOff for electric tools* Speed governor SoftStart Accessory holder Tool tray 	<ul style="list-style-type: none"> AutoOnOff for electric tools* Speed governor SoftStart Accessory holder Tool tray 	<ul style="list-style-type: none"> Push&Clean filter cleaning system AutoOnOff for electric tools* Speed governor SoftStart Accessory holder Tool tray 	<ul style="list-style-type: none"> Stainless steel container Tilting for easy emptying AntiStatic-ready SoftStart Tool tray 	<ul style="list-style-type: none"> SoftStart Accessory holder Tool tray 	<ul style="list-style-type: none"> SoftStart Accessory holder Tool tray
Technical Data:						
Air flow rate	l/min.	3600	3600	3600	3100	3100
Vacuum	mbar/kPa	230/23	230/23	230/23	230/23	230/23
Power	P _{max}	W	1500	1500	1200	1200
	P _{IEC}	W	1200	1200	1000	1000
Mains connection	V~/Hz	230/1~/50-60	230/1~/50-60	230/1~/50-60	230/1~/50-60	230/1~/50-60
Sound level	dB(A)	57	57	59	57	59
Container volume	l	45	45	27	70	45
Dimensions L x W x H	mm	506 x 476 x 655	506 x 476 x 655	390 x 380 x 570	605 x 580 x 970	506 x 476 x 655
Weight w/o accessories	kg	16	16	10	25	16
Cable	m	7.5	7.5	7.5	7.5	7.5
Standard Accessories:						
Suction hose, Ø 36 mm, 3 m				● 46948	● 46948	● 46948
Suction hose, Ø 27 mm, 3.5 m, AS	● 15325	● 15325	● 15325			
Curved hand tube, stainless steel				● 46691	● 46691	● 46691
Diagonal rubber nozzle				● 5067	● 5067	● 5067
Tool adapter	● 18195	● 18195	● 18195			
Filter element	● 302001134	● 302000658	● 302000658	● 302000658	● 302000658	● 302000658
Filter bag	● 302001143	● 302001141	● 302001040	● 302001486	● 302001141	● 302001040
Disposal bag	● 302000728					
Cable holder	●	●	●	●	●	●
<p><i>These vacuum cleaners permit picking up dusts from dust classes L, M and H. These include all health-endangering dusts with OEL values, all carcinogenic dusts and dusts contaminated with germs and bacteria.</i></p>						

Health & Safety Vacuum Cleaners

- Dust Class M



**Nilfisk
ALTO**
Why Compromise

Sets from page 64

Accessories from page 66



ATTIX 761-2M XC ▲
ATTIX 751-2M



ATTIX 763-2M ED ▲



ATTIX 560-2M XC ▲
ATTIX 550-2M



ATTIX 360-2M ▲

XtremeClean
Automatic Filter Cleaning System
Push&Clean
Filter Cleaning System
SilentPower
Quiet Impact
**Wap
KEW**
TECHNOLOGIES

Hazardous dust of Class M requires special equipment to protect the health of the operator, and Nilfisk-ALTO's proven competence in this field makes the Nilfisk-ALTO ATTIX a clear choice. Whatever your needs, there is sure to be an answer below. The choice is yours.



AutoOnOff

XtremeClean

ATTIX 761-2M XC	ATTIX 560-2M XC	ATTIX 763-2M ED	ATTIX 751-2M	ATTIX 550-2M	ATTIX 360-2M
<ul style="list-style-type: none"> XtremeClean filter cleaning system AutoOnOff for electric tools* Stainless steel container Tilting for easy emptying AntiStatic SoftStart 	<ul style="list-style-type: none"> XtremeClean filter cleaning system AutoOnOff for electric tools* Speed governor SoftStart Accessory holder 	<ul style="list-style-type: none"> XtremeClean filter cleaning system AutoOnOff for electric tools* Quickly change the bag instead of emptying the container SoftStart 	<ul style="list-style-type: none"> AutoOnOff for electric tools* Stainless steel container Tilting for easy emptying AntiStatic SoftStart 	<ul style="list-style-type: none"> AutoOnOff for electric tools* Speed governor SoftStart Accessory holder 	<ul style="list-style-type: none"> Push & Clean filter cleaning system AutoOnOff for electric tools* Speed governor SoftStart Accessory holder

Technical Data:

		3600	3600	3600	3600	3600	3600
Air flow rate	l/min.	3600	3600	3600	3600	3600	3600
Vacuum	mbar/kPa	230/23	230/23	230/23	230/23	230/23	230/23
Power	P _{max}	1500	1500	1500	1500	1500	1500
	P _{IEC}	1200	1200	1200	1200	1200	1200
Mains connection	V/~ /Hz	230/1~/50-60	230/1~/50-60	230/1~/50-60	230/1~/50-60	230/1~/50-60	230/1~/50-60
Sound level	dB(A)	57	57	57	57	57	59
Container volume	l	70	45	30	70	45	27
Dimensions L x W x H	mm	605 x 580 x 970	506 x 476 x 655	605 x 580 x 1284	605 x 580 x 970	506 x 476 x 655	390 x 380 x 570
Weight w/o accessories	kg	27	16	30	25	14	10
Cable	m	7.5	7.5	7.5	7.5	7.5	7.5

Standard Accessories:

Suction hose, Ø 36 mm, 5 m, AS			● 302001682			
Suction hose, Ø 27 mm, 3.5 m, AS	● 15325	● 15325		● 15325	● 15325	● 15325
Curved hand tube, stainless steel			● 46691			
Extension tube, stainless steel			● 15546			
Large area floor tool			● 15348			
Tool adapter	● 18195	● 18195	● 302000535	● 18195	● 18195	● 18195
Filter element	● 302000726	● 302000726	● 302000726	● 302000461	● 302000461	● 302000461
Filter bag	● 302001484	● 302001138		● 302001484	● 302000527	● 302000449
Disposal bag	● 302001480	● 302000728	● 302001629			
Cable holder	●	●	●	●	●	●

*External AutoOnOff-unit for pneumatic tools - Airbox 302001192

Health & Safety Vacuum Cleaners

- Dust Class Type 22 & Zone 2



All Nilfisk-ALTO Type 22-safety vacuum cleaners are ATEX compliant in the Zone 2




▲ **DYNAMICS 840 M/B1**
DYNAMICS 440 M/B1



▲ **TURBO D/X-B1**
TURBO D-B1

Explosive dust is classified as an ATEX Type 22 application, and equipment made to handle it is specifically designed to prevent explosions. Nilfisk-ALTO's long experience and proven competence with Type 22 vacuum cleaners will put your mind at ease.



DYNAMICS 840 M/B1

- Two motors with side channel turbine
- Microprocessor control
- Automatic filter cleaning system for constant suction power
- Container emptying with set-down mechanism

DYNAMICS 440 M/B1

- One motor with side channel turbine
- Microprocessor control
- Automatic filter cleaning system for constant suction power
- Container emptying with set-down mechanism

TURBO D/X-B1

- ATEX compliant in **Zone 2**
- Mobile and quiet
- Stainless steel container, removable
- Sturdy chassis

TURBO D-B1

- Mobile and quiet
- Stainless steel container, removable
- Sturdy chassis

Technical Data:

Air flow rate	l/min.	12900	7200	5200	5500
Vacuum	mbar/kPa	230/23	230/23	200/20	200/20
Power	P _{max}	W 8000	4000	2000	2400
	P _{IEC}	W 5600	3300	1800	2200
Mains connection	V~/Hz	400/3~/50	400/3~/50	400/3~/50	400/3~/50
Sound level	dB(A)	67	64	61	61
Container volume	l	100	100	85	85
Dimensions L x W x H	mm	1240 x 735 x 1370	1240 x 735 x 1370	630 x 860 x 980	630 x 860 x 980
Weight w/o accessories	kg	245	195	80	76
Cable	m	5	5	5.5	5.5

Standard Accessories:

Filter element	● 34931	● 34931	● 41164	● 41164
Filter bag			● 33209	● 33209
Cable holder			●	●

Health & Safety Vacuum Cleaners

- Dust Class Type 22



**Nilfisk
ALTO**
Why Compromise

Only use accessories from page 63



▲ SQ 890-3M/B1



▲ ATTIX 791-2M/B1

**Wap
KEW**
TECHNOLOGIES

SQ 890-3M/B1 is delivered with a three-phase plug. Using an optional adapter plug (SCHUKO (CEE7) Art. No. 302000170), it can be connected to 1~ Mains power. Only available for this machine and in this design!



Explosive dust is classified as an ATEX Type 22 application, and equipment made to handle it is specifically designed to prevent explosions. Further proof of Nilfisk-ALTO's competence in Type 22 equipment.

SQ 890-3M/B1

- Two motors
- AutoOnOff for pneumatic and electric tools
- Speed governor
- Microprocessor control
- System self-check

AutoOnOff

ATTIX 791-2M/B1

- Longlife EC motor drive
- AutoOnOff for electric tools*
- Stainless steel container
- Tilting for easy emptying
- Speed control
- SoftStart

Technical Data:

Air flow rate	l/min.	2 x 3150	3400
Vacuum	mbar/kPa	230/23	250/25
Power	P _{max}	W	1500
	P _{IEC}	W	1200
Mains connection	V/~ /Hz	400/3N~/50-60	230/1~/50-60
Sound level	dB(A)	67	59
Container volume	l	80	70
Dimensions L x W x H	mm	700 x 615 x 950	605 x 580 x 970
Weight w/o accessories	kg	32	25
Cable	m	6.5	7.5

Standard Accessories:

Suction hose, Ø 27 mm, 3.5 m, B1		● 48132
Tool adapter		● 18195
Filter element	● 61604	● 302000461
Filter support bag	● 60676	
Filter bag	● 61603	● 302001484
Drain hose	●	
Cable holder	●	●

*External AutoOnOff-unit for pneumatic tools - Airbox 302001192

Hazardous dust - in a class of its own! - how to handle the invisible opponent

Beware of explosive dust

Diseases are not the only danger. It is well-known that cotton or paper can burn but also other materials, such as flour or even metals can ignite! Many types of dust which are potentially explosive are classified as an ATEX (ATMosphere EXplosive) Type 22 application and Type 22 equipment must meet additional and very special requirements.

The presence of oxygen and an ignition source with sufficient energy and an flammable substance (gaseous, liquid or solid) are factors which can provoke an explosion. The finer the dust, the higher the risk for an explosion! Nilfisk-ALTO safety vacuum cleaners pick up the dust, and separate them from the surrounding air. Up to 99.995% is filtered out and isolated in the container.

M These vacuum cleaners permit picking up dusts from dust classes L and M. These include all health-endangering, non-carcinogenic dusts with OEL values $> 0.1 \text{ mg/m}^3$ and hardwood dusts.

Asbestos Asbestos dusts are only permitted to be picked up with vacuum cleaners conforming to dust class H. In Germany they furthermore have to meet the additional requirements for asbestos.

H These vacuum cleaners permit picking up dusts from dust classes L, M and H. These include all health-endangering dusts with OEL values, all carcinogenic dusts and dusts contaminated with germs and bacteria.

Type 22 These vacuum cleaners are approved to pick up explosive dusts as well as dusts from dust classes L and M. These include hardwood dust, all non-carcinogenic dusts with OEL values $> 0.1 \text{ mg/m}^3$ and/or inflammable dusts in ATEX Zone 22 applications.

The ATEX directive:

ATEX is a directive of the EC (94/9/EC, in force since 1 July, 2003) and it establishes the protection criteria that a manufacturer must meet to produce equipment for Type 22 applications, as well as standards for users of machines in Type 22 environments. All products that are designated to be used in explosive areas are affected by the ATEX directive. Our B1 safety vacuum systems have been tested in accordance with the appropriate standards for ATEX Zone 22 or Zone 2. ONLY Type 22 accessories must be used to ensure continued conformity to the standards.

The ATEX directive & accessories:

For safety vacuum cleaners tested to application category Type 22 (BIA B1) the law requires that only approved special conductive accessories that are unique to the machine are used. (Special Type 22 accessories can be found in this catalogue on page 63 or at www.nilfisk-alto.com).





Dry Vacuum Cleaners



DualFilter
Double-layer filterbag + Cloth filter

SALTIX ▲



FILTRA VAC 18 ▲



FILTRA VAC 14 ▲

**Wap
KEW**
TECHNOLOGIES

When the task is cleaning in a hotel or office, the Nilfisk-ALTO SALTIX is the compact, lightweight and efficient answer to your needs. The Nilfisk-ALTO FILTRA VAC has dual motors, a top-filling bag, and a unique 4-stage filtration system ... all of which makes it the professional's choice for effectiveness, efficiency, and cleaner air.

SALTIX

- Suction power control on hand tube
- Ergonomic grip
- Bumper
- DualFilter System

FILTRA VAC 18

- Airflow adjustment
- Blockage indicator light
- Accessories on board
- Pile height adjustment
- 4-stage filtration
- Dual motors
- Top-filling bag

FILTRA VAC 14

- Airflow adjustment
- Blockage indicator light
- Accessories on board
- Pile height adjustment
- 4-stage filtration
- Dual motors
- Top-filling bag

Technical Data:

Air flow rate	l/min.	3200	2000	2000
Vacuum	mbar/kPa	160/16	180/18	180/18
Power	P _{max}	W 1200	1100	1100
	P _{IEC}	W 1000	1000	1000
Mains connection	V~/Hz	230/1~/50-60	230/1~/50-60	230/1~/50-60
Sound level	dB(A)	57	65	65
Container volume	l	15		
Filter bag volume	l	9	6	6
Dimensions L x W x H	mm	400 x 400 x 400	230 x 460 x 1040	230 x 360 x 1040
Cleaning width	mm	250	460	360
Weight w/o accessories	kg	6	9	8
Cable	m	10	12	12

Standard Accessories:

Suction hose, Ø 32 mm	● 2.5 m, 302000473	● 1.5 m	● 1.5 m
Curved hand tube, plastic	●		
Extension tubes	● Alu, plastic coated	● Plastic	● Plastic
Floor nozzle (combi)	● 302000962		
Crevice nozzle	● 6084	● 6084	● 6084
Upholstery nozzle	● 14295	● 14295	● 14295
Cloth filter	● 302000788		
Filter bag	● 302000789	● 64895	● 64895
Exhaust air filter		●	●
Cable holder	●	●	●

Self-Service Vacuum Cleaners



◀ SB STATION MARATHON
◀ SB STATION



◀ SB TANDEM MARATHON
◀ SB TANDEM

The investment that pays off: Nilfisk-ALTO Self-Service Vacuums, always known for performance, are also available with the 'Marathon' motor... a brushless motor with a lifetime several times longer than the industry standard type. Vacuuming time adjustable. Long suction hose (4 m effective length). Machines available in oil company colours, and equipped for tokens or coins.

Single phase

SB STATION MARATHON

- Long life brushless EC single-phase drive
- Extra high vacuum power
- High air suction rate

SB TANDEM MARATHON

- Long life brushless single-phase drive
- Extra high vacuum power
- High air suction rate
- Small space requirement with high yield

SB STATION

- High vacuum power
- High air suction rate

SB TANDEM

- High vacuum power
- High air suction rate
- Small space requirement with high yield

Technical Data:

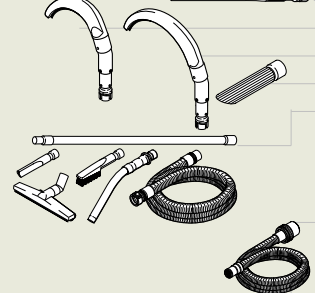
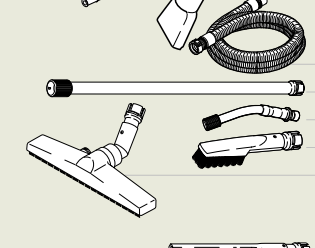
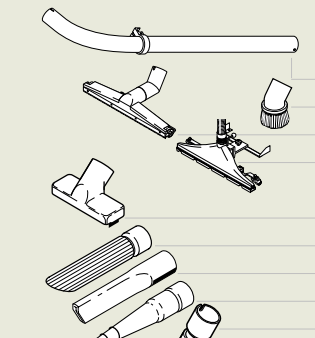
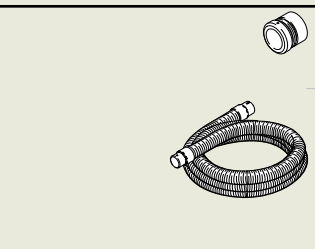
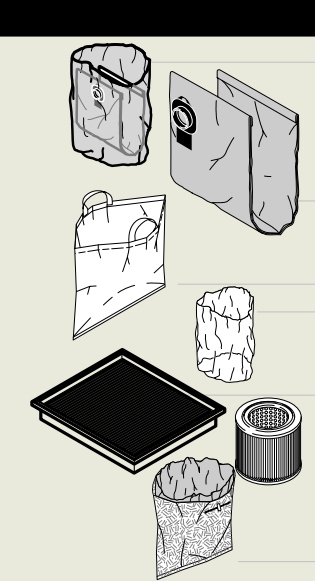
Air flow rate	l/min	4200	2 x 4200	4000	2 x 4000
Vacuum	mbar/kPa	250/25	2 x 250/25	235/23.5	2 x 235/23.5
Power	P _{max}	W 1500	2 x 1500	1700	2 x 1700
	P _{IEC}	W 1200	2 x 1200	1400	2 x 1400
Mains connection	V~/Hz	230/1~/50-60	230/1~/50-60	230/1~/50-60	230/1~/50-60
Sound level	dB(A)	75	75	75	75
Container volume	l	30	2 x 30	30	2 x 30
Dimensions L x W x H	mm	822 x 546 x 2034	1183 x 546 x 2034	822 x 546 x 2034	1183 x 546 x 2034
Weight	kg	90	115	90	115

Standard Equipment:

5 m suction hose		● 64084	● 2x64084	● 64084	● 2x64084
Crevice nozzle		● 7102	● 2x7102	● 7102	● 2x7102
Insert cloth filter		● 17069	● 2x17069	● 17069	● 2x17069
Hose retraction		●	● 2x	●	● 2x
Hose holder		● 43064	● 2x43064	● 43064	● 2x43064
Tokens, pack of 20	34173	○	○	○	○
Tokens, pack of 50	5544	○	○	○	○
Cloth filter for very fine dust	64009	○	○	○	○
Suction brush	40458	○	○	○	○
Rubber nozzle, flat	31244	○	○	○	○
Diagonal tube nozzle	7868	○	○	○	○
Disposal bag	64380	○	○	○	○

Accessories for Health & Safety Vacuum Systems Type 22

Our B1 safety vacuum systems have been tested in accordance with the appropriate standards for ATEX Zone 22 or Zone 2. ONLY Type 22 accessories must be used to ensure continued conformity to the standards.

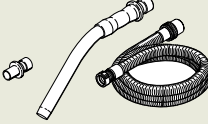
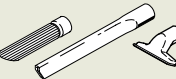
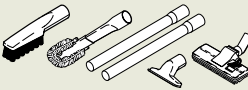
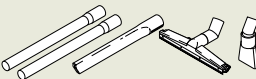


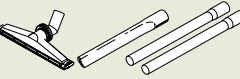
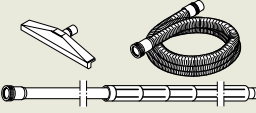


Filter and Accessories			ATTIX 791-2M/B1	SQ 890-3M/B1	TURBO D-B1	TURBO D/X-B1	DYNAMICS 440 M/B1	DYNAMICS 840 M/B1	Item No.
Safety filter bag (PU 5 pieces) Zone 22					○	○			33209
2-ply, with film bag, BIA-tested, with sealing cap, for dust-free disposal of substances with TLV values and carcinogenic substances									
Filter bag (PU 5 pcs) M-tested				○					61603
2-ply, BIA-tested (PU 5 pcs) M-tested			○						302001484
Filter fleece for motor cooling air filter (PU 5 pcs)			○						302001871
Filter support bag				○					60676
Disposal bag for filter element (PU 10 pcs)			○	○	○	○			30082
Absolute filter element/filter cartridge with filter disposal bag									
High Pro Filter		Zone 22			○	○			41164
				○					61604
		M-tested					○	○	34931
alu.-coated		M-tested	○						302000461
		UP/PTFE					○	○	26736
With filter protection bag, BIA-tested		K1, K2			○	○			11617
Disposal bag		M-tested					○	○	29727
Connection - 50 mm dia.									
		Length							
Reducer B1	▷AX Ø70	70-50 mm					○	○	29726
Suction hose with connection sleeves									
Electrically conductive < 10 ⁶ ohms	▷BX	4 m	○	○	○	○	○	○	43245
Chip suction hose									
With connection sleeves, abrasion-resistant	▷BX	4 m	○	○	○	○	○	○	42825
	▷BX	8 m	○	○	○	○	○	○	63710
	▷BX	12 m	○	○	○	○	○	○	63711
	▷BX	16 m	○	○	○	○	○	○	63712
	▷BX	20 m	○	○	○	○	○	○	63713
Metal suction hose									
Heat-resistant up to 150 °C, with connection sleeves	▷BX	4 m	○	○	○	○	○	○	42830
Extension tube, curved, stainless steel, galvanised	▷BX	1100 mm	○	○	○	○	○	○	33609
Suction brush, plastic	▷BX		○	○	○	○	○	○	42831
Industrial roller nozzle with brush strips	▷BX	500 mm	○	○	○	○	○	○	42834
Large rolling nozzle	▷BX	600 mm		○					29194
	▷BX	600 mm	○						302001481
Coarse dirt nozzle	▷BX	200 mm	○	○	○	○	○	○	42835
Diagonal tube nozzle, rubber	▷BX	330 mm	○	○	○	○	○	○	42836
Crevice nozzle, plastic	▷BX	430 mm	○	○	○	○	○	○	42837
Rubber nozzle, round	▷BX	350 mm	○	○	○	○	○	○	42838
Rubber nozzle, flat	▷BX	200 mm	○	○	○	○	○	○	42839
Connection - 36 mm dia.									
Suction hose with connection sleeves									
Electrically conductive < 10 ⁶ ohms	▷HX AX	4 m	○	○	○	○	○	○	44193
Extension tube, straight, stainless steel	▷HX	950 mm	○	○	○	○	○	○	46982
Curved hand tube, stainless steel	▷HX	480 mm	○	○	○	○	○	○	44188
Brush nozzle, plastic	▷HX	230 mm	○	○	○	○	○	○	44191
Large-capacity floor nozzle	▷HX	450 mm	○	○	○	○	○	○	302000369
With brush strips and height adjustable wheels									
Replacement brush strips									15351
Crevice nozzle, plastic	▷HX	290 mm	○	○	○	○	○	○	44192
Tube cleaning nozzle	▷HX	70-120 mm	○	○	○	○	○	○	48066
Tube cleaning nozzle	▷HX	120-200 mm	○	○	○	○	○	○	48067
Diagonal tube nozzle, rubber	▷HX		○	○	○	○	○	○	302000227
B1 set for spark-free vacuum cleaners	▷HX AX		○	○	○	○	○	○	48907
6-piece, connection 36 mm. dia., 4 m suction hose, anti-static, curved hand tube, extension tube, large capacity floor nozzle, crevice nozzle, brush nozzle									
Connection - 32 mm dia.									
Suction hose, electrically conductive < 10 ⁶ ohms		5 m	○	○	○	○	○	○	48131
Connection - 27 mm dia.									
Suction hose, electrically conductive < 10 ⁶ ohms	▷KX AX	3.5 m	○	○	○	○	○	○	48132

○ Can be used. (Items included as standard can be seen on the machine pages 48-62)

Accessory Sets for Vacuum Cleaners

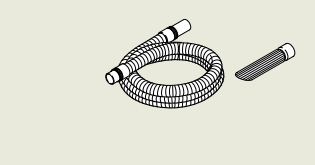
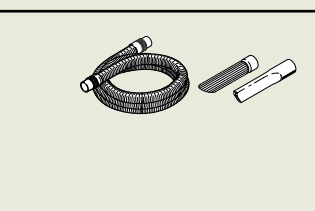
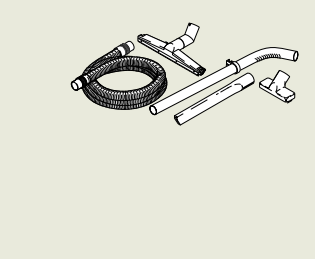
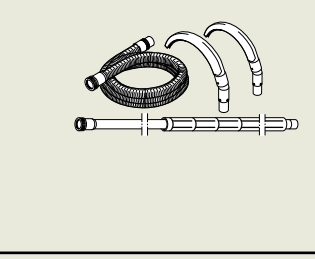
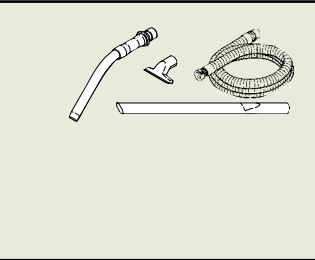
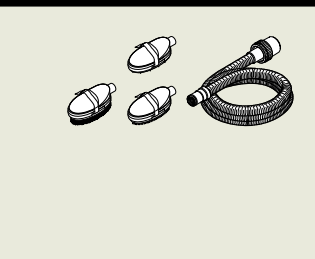
Wet & Dry, Special and Health & Safety Vacuums (EXCEPT Type 22 vacuums)

		H-Class	M-Class	Wet & Dry	Industrial	Item No.
		ATIK 390-01, 360-2H ATIK 590-0H, 550-2H ATIK 751-0H ATIK 560-2H XC	ATIK 360-2M ATIK 590-2M ATIK 751-2M ATIK 763-2M ED ATIK 560-2M XC ATIK 761-2M XC	ATIK 390-01, 360-11, -21 ATIK 590-01, -21 ATIK 560-21 XC, -31 XC ATIK 590-21, 590-21 CLEAN ROOM ATIK 751-11, -21 ATIK 751-41 ATIK 751-71 ATIK 763-21 ED ATIK 761-21 XC ATIK 791-21	DYNAMICS 840, -440 TURBO D SQ 850-11	
	Hose set H/A	<input type="checkbox"/>	<input type="checkbox"/>	<input type="checkbox"/>	<input type="checkbox"/>	63210
	3-piece, 36 mm dia. connection	<input type="checkbox"/>	<input type="checkbox"/>	<input type="checkbox"/>	<input type="checkbox"/>	
	4 m suction hose, universal	<input type="checkbox"/>	<input type="checkbox"/>	<input type="checkbox"/>	<input type="checkbox"/>	25537
	Curved hand tube, stainless steel	<input type="checkbox"/>	<input type="checkbox"/>	<input type="checkbox"/>	<input type="checkbox"/>	46691
Adapter	<input type="checkbox"/>	<input type="checkbox"/>	<input type="checkbox"/>	<input type="checkbox"/>	29457	
	Car set H	<input type="checkbox"/>	<input type="checkbox"/>	<input type="checkbox"/>	<input type="checkbox"/>	63211
	3-piece, 36 mm dia. connection	<input type="checkbox"/>	<input type="checkbox"/>	<input type="checkbox"/>	<input type="checkbox"/>	
	Crevice nozzle, plastic, 300 mm	<input type="checkbox"/>	<input type="checkbox"/>	<input type="checkbox"/>	<input type="checkbox"/>	6084
	Universal nozzle, plastic	<input type="checkbox"/>	<input type="checkbox"/>	<input type="checkbox"/>	<input type="checkbox"/>	14295
Diagonal tube nozzle, rubber	<input type="checkbox"/>	<input type="checkbox"/>	<input type="checkbox"/>	<input type="checkbox"/>	5067	
	Home & office set H	<input type="checkbox"/>	<input type="checkbox"/>	<input type="checkbox"/>	<input type="checkbox"/>	63212
	5-piece, 36 mm dia. connection	<input type="checkbox"/>	<input type="checkbox"/>	<input type="checkbox"/>	<input type="checkbox"/>	
	2 x 500mm suction tubes, aluminium	<input type="checkbox"/>	<input type="checkbox"/>	<input type="checkbox"/>	<input type="checkbox"/>	54490
	Universal nozzle, plastic	<input type="checkbox"/>	<input type="checkbox"/>	<input type="checkbox"/>	<input type="checkbox"/>	14295
	Combination nozzle	<input type="checkbox"/>	<input type="checkbox"/>	<input type="checkbox"/>	<input type="checkbox"/>	8046
	Brush nozzle	<input type="checkbox"/>	<input type="checkbox"/>	<input type="checkbox"/>	<input type="checkbox"/>	6086
Radiator brush nozzle	<input type="checkbox"/>	<input type="checkbox"/>	<input type="checkbox"/>	<input type="checkbox"/>	5144	
	Trade & industry set H	<input type="checkbox"/>	<input type="checkbox"/>	<input type="checkbox"/>	<input type="checkbox"/>	63213
	5-piece, 36 mm dia. connection	<input type="checkbox"/>	<input type="checkbox"/>	<input type="checkbox"/>	<input type="checkbox"/>	
	2 x 500 mm suction tubes, stainless steel	<input type="checkbox"/>	<input type="checkbox"/>	<input type="checkbox"/>	<input type="checkbox"/>	15546
	Crevice nozzle, plastic	<input type="checkbox"/>	<input type="checkbox"/>	<input type="checkbox"/>	<input type="checkbox"/>	6084
	Large capacity floor nozzle with brush strips	<input type="checkbox"/>	<input type="checkbox"/>	<input type="checkbox"/>	<input type="checkbox"/>	15348
	Replacement rubber lips, wet	<input type="checkbox"/>	<input type="checkbox"/>	<input type="checkbox"/>	<input type="checkbox"/>	15352
	Flat rubber nozzle, oil and heat-resistant	<input type="checkbox"/>	<input type="checkbox"/>	<input type="checkbox"/>	<input type="checkbox"/>	40456
	Workshop-Set H/A	<input type="checkbox"/>	<input type="checkbox"/>	<input type="checkbox"/>	<input type="checkbox"/>	302000927
	6-piece, 36 mm dia. connection	<input type="checkbox"/>	<input type="checkbox"/>	<input type="checkbox"/>	<input type="checkbox"/>	
	4m suction hose, universal	<input type="checkbox"/>	<input type="checkbox"/>	<input type="checkbox"/>	<input type="checkbox"/>	25537
	Curved hand tube, stainless steel	<input type="checkbox"/>	<input type="checkbox"/>	<input type="checkbox"/>	<input type="checkbox"/>	46691
	2 x 500 mm suction tubes, stainless steel	<input type="checkbox"/>	<input type="checkbox"/>	<input type="checkbox"/>	<input type="checkbox"/>	15546
	Professional floor nozzle, 360mm	<input type="checkbox"/>	<input type="checkbox"/>	<input type="checkbox"/>	<input type="checkbox"/>	60356
	Crevice nozzle, plastic	<input type="checkbox"/>	<input type="checkbox"/>	<input type="checkbox"/>	<input type="checkbox"/>	6084
Diagonal tube nozzle, rubber	<input type="checkbox"/>	<input type="checkbox"/>	<input type="checkbox"/>	<input type="checkbox"/>	5067	
	Industrial/floor set H/A	<input type="checkbox"/>	<input type="checkbox"/>	<input type="checkbox"/>	<input type="checkbox"/>	63214
	4-piece, 36 mm dia. connection	<input type="checkbox"/>	<input type="checkbox"/>	<input type="checkbox"/>	<input type="checkbox"/>	
	4 m suction hose, oil-resistant	<input type="checkbox"/>	<input type="checkbox"/>	<input type="checkbox"/>	<input type="checkbox"/>	61779
	Curved hand tube, stainless steel	<input type="checkbox"/>	<input type="checkbox"/>	<input type="checkbox"/>	<input type="checkbox"/>	46691
	2 x 500 mm Suction tubes, stainless steel	<input type="checkbox"/>	<input type="checkbox"/>	<input type="checkbox"/>	<input type="checkbox"/>	15546
Large capacity floor nozzle with rubber lips	<input type="checkbox"/>	<input type="checkbox"/>	<input type="checkbox"/>	<input type="checkbox"/>	15349	
	Water vacuuming set H	<input type="checkbox"/>	<input type="checkbox"/>	<input type="checkbox"/>	<input type="checkbox"/>	7727
	3-piece, 36 mm dia. connection	<input type="checkbox"/>	<input type="checkbox"/>	<input type="checkbox"/>	<input type="checkbox"/>	
	2 x 500 mm Suction tubes, stainless steel	<input type="checkbox"/>	<input type="checkbox"/>	<input type="checkbox"/>	<input type="checkbox"/>	15546
	Special floor nozzle, plastic	<input type="checkbox"/>	<input type="checkbox"/>	<input type="checkbox"/>	<input type="checkbox"/>	5149
Crevice nozzle, plastic, 300 mm	<input type="checkbox"/>	<input type="checkbox"/>	<input type="checkbox"/>	<input type="checkbox"/>	6084	
	Oven cleaning set F/A	<input type="checkbox"/>	<input type="checkbox"/>	<input type="checkbox"/>	<input type="checkbox"/>	14341
	3-piece, 38 mm dia. connection	<input type="checkbox"/>	<input type="checkbox"/>	<input type="checkbox"/>	<input type="checkbox"/>	
	4 m suction hose, heat resistant	<input type="checkbox"/>	<input type="checkbox"/>	<input type="checkbox"/>	<input type="checkbox"/>	6070
	2.5 m anodised aluminium extension tube	<input type="checkbox"/>	<input type="checkbox"/>	<input type="checkbox"/>	<input type="checkbox"/>	15340
Oven nozzle "XL"	<input type="checkbox"/>	<input type="checkbox"/>	<input type="checkbox"/>	<input type="checkbox"/>	63380	

○ Can be used. (Items included as standard can be seen on the machine pages 48-62)

Accessory Sets for Vacuum Cleaners

Wet & Dry, Special and Health & Safety Vacuums (EXCEPT Type 22 vacuums)



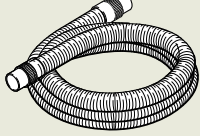
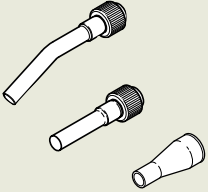
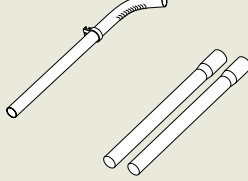
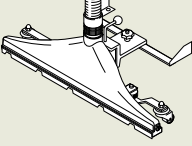
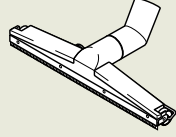
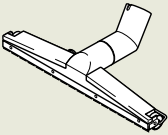


	H-Class	M-Class	Wet & Dry	Industrial	Item No.
	ATTIX 350-0H, 360-2H ATTIX 550-0H, 550-2H ATTIX 75-0H ATTIX 560-2H XC	ATTIX 360-2M ATTIX 550-2M ATTIX 75-2M ATTIX 76-2M ED ATTIX 560-2M XC ATTIX 76-2M XC	ATTIX 350-0T, 350-1T, -2T ATTIX 550-0T, -2T ATTIX 560-2T XC, -3T XC ATTIX 590-2T, 590-2T CLEAN ROOM ATTIX 75-1T, -2T ATTIX 75-6T ATTIX 75-7T ATTIX 76-2T ED ATTIX 76-2T XC ATTIX 79-2T	DYNAMICS 840, 440 TURBO D 50 850-1T	
Animal care set K>A	<input type="checkbox"/>	<input type="checkbox"/>	<input type="checkbox"/>	<input type="checkbox"/>	6095
4-piece, 27 mm dia. connection	<input type="checkbox"/>	<input type="checkbox"/>	<input type="checkbox"/>	<input type="checkbox"/>	
3.5 m suction hose, universal	<input type="checkbox"/>	<input type="checkbox"/>	<input type="checkbox"/>	<input type="checkbox"/>	14289
Spiked currycomb	<input type="checkbox"/>	<input type="checkbox"/>	<input type="checkbox"/>	<input type="checkbox"/>	6094
Currycomb	<input type="checkbox"/>	<input type="checkbox"/>	<input type="checkbox"/>	<input type="checkbox"/>	6092
Brush currycomb	<input type="checkbox"/>	<input type="checkbox"/>	<input type="checkbox"/>	<input type="checkbox"/>	6093
	<input type="checkbox"/>	<input type="checkbox"/>	<input type="checkbox"/>	<input type="checkbox"/>	
	<input type="checkbox"/>	<input type="checkbox"/>	<input type="checkbox"/>	<input type="checkbox"/>	
Heating boiler cleaning set H>A	<input type="checkbox"/>	<input type="checkbox"/>	<input type="checkbox"/>	<input type="checkbox"/>	60430
4-piece, 36 mm dia. connection	<input type="checkbox"/>	<input type="checkbox"/>	<input type="checkbox"/>	<input type="checkbox"/>	
3 m suction hose, universal	<input type="checkbox"/>	<input type="checkbox"/>	<input type="checkbox"/>	<input type="checkbox"/>	46948
Hand tube, stainless steel	<input type="checkbox"/>	<input type="checkbox"/>	<input type="checkbox"/>	<input type="checkbox"/>	46691
Universal nozzle, aluminium	<input type="checkbox"/>	<input type="checkbox"/>	<input type="checkbox"/>	<input type="checkbox"/>	5145
Crevice nozzle, 920 mm metal	<input type="checkbox"/>	<input type="checkbox"/>	<input type="checkbox"/>	<input type="checkbox"/>	17836
	<input type="checkbox"/>	<input type="checkbox"/>	<input type="checkbox"/>	<input type="checkbox"/>	
	<input type="checkbox"/>	<input type="checkbox"/>	<input type="checkbox"/>	<input type="checkbox"/>	
Pipe cleaning set F>A	<input type="checkbox"/>	<input type="checkbox"/>	<input type="checkbox"/>	<input type="checkbox"/>	63215
4-piece, 38 mm dia. connection	<input type="checkbox"/>	<input type="checkbox"/>	<input type="checkbox"/>	<input type="checkbox"/>	
4 m suction hose, universal	<input type="checkbox"/>	<input type="checkbox"/>	<input type="checkbox"/>	<input type="checkbox"/>	15365
2.5 m anodised aluminium extension tube	<input type="checkbox"/>	<input type="checkbox"/>	<input type="checkbox"/>	<input type="checkbox"/>	15340
Pipe cleaning nozzles for 70-120 mm dia. pipes	<input type="checkbox"/>	<input type="checkbox"/>	<input type="checkbox"/>	<input type="checkbox"/>	7964
Pipe cleaning nozzle for 120-220 mm dia. pipes	<input type="checkbox"/>	<input type="checkbox"/>	<input type="checkbox"/>	<input type="checkbox"/>	8054
	<input type="checkbox"/>	<input type="checkbox"/>	<input type="checkbox"/>	<input type="checkbox"/>	
	<input type="checkbox"/>	<input type="checkbox"/>	<input type="checkbox"/>	<input type="checkbox"/>	
Industrial set B>A	<input type="checkbox"/>	<input type="checkbox"/>	<input type="checkbox"/>	<input type="checkbox"/>	63216
6-piece, 50 mm dia. connection	<input type="checkbox"/>	<input type="checkbox"/>	<input type="checkbox"/>	<input type="checkbox"/>	
4 m suction hose, universal	<input type="checkbox"/>	<input type="checkbox"/>	<input type="checkbox"/>	<input type="checkbox"/>	15358
Anodised aluminium extension tube, 1m	<input type="checkbox"/>	<input type="checkbox"/>	<input type="checkbox"/>	<input type="checkbox"/>	15335
Industrial floor nozzle, aluminium	<input type="checkbox"/>	<input type="checkbox"/>	<input type="checkbox"/>	<input type="checkbox"/>	15343
Replacement rubber lips	<input type="checkbox"/>	<input type="checkbox"/>	<input type="checkbox"/>	<input type="checkbox"/>	15346
Crevice nozzle, special plastic	<input type="checkbox"/>	<input type="checkbox"/>	<input type="checkbox"/>	<input type="checkbox"/>	7102
Coarse dirt nozzle, aluminium	<input type="checkbox"/>	<input type="checkbox"/>	<input type="checkbox"/>	<input type="checkbox"/>	41100
	<input type="checkbox"/>	<input type="checkbox"/>	<input type="checkbox"/>	<input type="checkbox"/>	
	<input type="checkbox"/>	<input type="checkbox"/>	<input type="checkbox"/>	<input type="checkbox"/>	
Standard set B>A	<input type="checkbox"/>	<input type="checkbox"/>	<input type="checkbox"/>	<input type="checkbox"/>	6085
3-piece, 50 mm dia. connection	<input type="checkbox"/>	<input type="checkbox"/>	<input type="checkbox"/>	<input type="checkbox"/>	
4 m suction hose, universal	<input type="checkbox"/>	<input type="checkbox"/>	<input type="checkbox"/>	<input type="checkbox"/>	15358
Diagonal tube nozzle, rubber	<input type="checkbox"/>	<input type="checkbox"/>	<input type="checkbox"/>	<input type="checkbox"/>	7868
Crevice nozzle, special plastic	<input type="checkbox"/>	<input type="checkbox"/>	<input type="checkbox"/>	<input type="checkbox"/>	7102
	<input type="checkbox"/>	<input type="checkbox"/>	<input type="checkbox"/>	<input type="checkbox"/>	
	<input type="checkbox"/>	<input type="checkbox"/>	<input type="checkbox"/>	<input type="checkbox"/>	
Chip set B>A	<input type="checkbox"/>	<input type="checkbox"/>	<input type="checkbox"/>	<input type="checkbox"/>	61681
2-piece, 50 mm dia. connection	<input type="checkbox"/>	<input type="checkbox"/>	<input type="checkbox"/>	<input type="checkbox"/>	
4 m heat resistant suction hose	<input type="checkbox"/>	<input type="checkbox"/>	<input type="checkbox"/>	<input type="checkbox"/>	15182
Diagonal tube nozzle, rubber	<input type="checkbox"/>	<input type="checkbox"/>	<input type="checkbox"/>	<input type="checkbox"/>	7868
	<input type="checkbox"/>	<input type="checkbox"/>	<input type="checkbox"/>	<input type="checkbox"/>	
	<input type="checkbox"/>	<input type="checkbox"/>	<input type="checkbox"/>	<input type="checkbox"/>	
Bus set B>A	<input type="checkbox"/>	<input type="checkbox"/>	<input type="checkbox"/>	<input type="checkbox"/>	63217
6-piece, 50 mm dia. connection	<input type="checkbox"/>	<input type="checkbox"/>	<input type="checkbox"/>	<input type="checkbox"/>	
16 m suction hose, universal	<input type="checkbox"/>	<input type="checkbox"/>	<input type="checkbox"/>	<input type="checkbox"/>	
2 x 560 mm plastic extension tube	<input type="checkbox"/>	<input type="checkbox"/>	<input type="checkbox"/>	<input type="checkbox"/>	5152
Crevice nozzle, special plastic	<input type="checkbox"/>	<input type="checkbox"/>	<input type="checkbox"/>	<input type="checkbox"/>	7102
Coarse dirt nozzle, aluminium	<input type="checkbox"/>	<input type="checkbox"/>	<input type="checkbox"/>	<input type="checkbox"/>	41100
Plastic suction brush	<input type="checkbox"/>	<input type="checkbox"/>	<input type="checkbox"/>	<input type="checkbox"/>	40458
Hose holder	<input type="checkbox"/>	<input type="checkbox"/>	<input type="checkbox"/>	<input type="checkbox"/>	65081
	<input type="checkbox"/>	<input type="checkbox"/>	<input type="checkbox"/>	<input type="checkbox"/>	
	<input type="checkbox"/>	<input type="checkbox"/>	<input type="checkbox"/>	<input type="checkbox"/>	

○ Can be used. (Items included as standard can be seen on the machine pages 48-62)

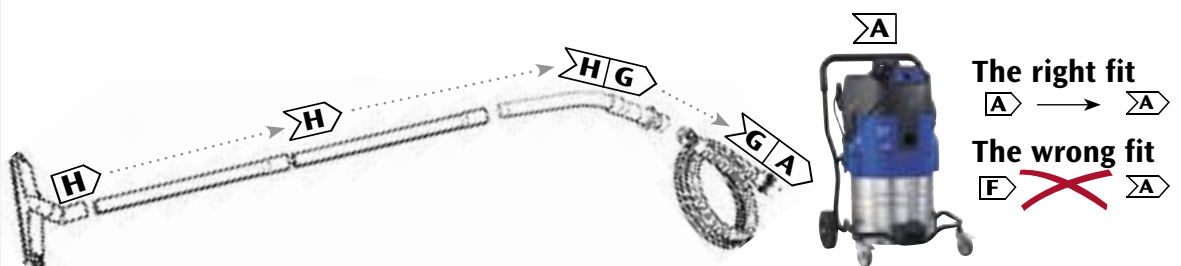
Accessories for Vacuum Cleaners

Wet & Dry, Special and Health & Safety Vacuums (EXCEPT Type 22 vacuums)

System 50		H-Class		M-Class		Wet & Dry										Industrial		Item No.							
		ATIK 390-0H, 360-2H	ATIK 590-0H, 550-2H	ATIK 751-0H	ATIK 560-2H XC	ATIK 360-2M	ATIK 590-2M	ATIK 751-2M	ATIK 763-2M ED	ATIK 560-2M XC	ATIK 761-2M XC	ATIK 390-01, 360-11, -21	ATIK 590-01, -21	ATIK 560-21 XC, -31 XC	ATIK 590-21, 590-21 CLEAN ROOM	ATIK 751-11, -21	ATIK 751-71		ATIK 763-21 ED	ATIK 761-21 XC	ATIK 791-21	DYNAMICS 840, 440	TURBO D	90 850-11	
	70-50 adapter, plastic	A	70																						29716
	Elbow, plastic 90°	A																							5089
	Suction hoses - 50 mm dia.																								
	Universal, 1.75 m	B	A																						19930
	Universal, 4 m	B	A																						15358
	Oil-resistant, 4 m	B	A																						6468
	Heat-resistant, 4 m	B	A																						11061
	AntiStatic, 4 m	B	A																						15815
	Chips, 4 m	B	A																						15182
Metal, 4 m	B	A																						15013	
	HAND TUBES - 50-36 mm																								
	Hand tube, curved, chrome-plated, turnable for connecting 36 mm dia. accessories	H	B																						15341
	Hand tube, straight, chrome-plated, turnable for connecting 36 mm dia. accessories	H	B																						15342
Adapter, Ø 50/36 mm, plastic	H	B																						40452	
	Extension tubes																								
	Curved extension tube, aluminium, 1000 mm	B																							15335
Extension tube, 2-pcs plastic, 1050 mm	B																							5152	
	Suction nozzles																								
	Large rolling nozzle: alu., 600 mm, with rubber lips	A																							29194
		A																							14753
	Replacement brush strip (1 piece)	A																							302001481
Replacement rubber lips (Kit = 2 pcs)																								7993	
																									15814
	Industrial floor nozzle																								
	Rubber lips and height adjustable wheels, for wet vacuuming, aluminium, 500 mm wide	B																							15344
	Replacement rubber lips																								15346
	Replacement rubber lips oil resistant																								302000188
Replacement wheels																								15345	
	Industrial floor nozzle																								
	Brush strips and height adjustable wheels, for dry vacuuming, aluminium, 500 mm wide	B																							15343
	Replacement brush strips																								15347
Replacement wheels																								15345	

Find the right connection

Examples



The right fit
A → **A**

The wrong fit
F ~~**A**~~




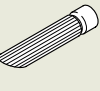
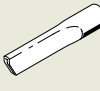
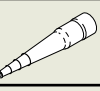


○ Can be used. (Items included as standard can be seen on the machine pages 48-62)

Accessories for Vacuum Cleaners


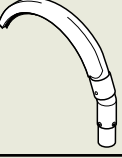
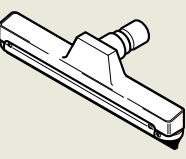
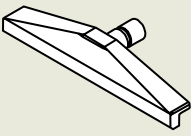
Wet & Dry, Special and Health & Safety Vacuums (EXCEPT Type 22 vacuums)



System 50

		H-Class				M-Class				Wet & Dry				Industrial		Item No.										
		ATTX 390-0H, 360-2H	ATTX 590-0H, 550-2H	ATTX 791-0H	ATTX 560-2H XC	ATTX 360-2M	ATTX 590-2M	ATTX 791-2M	ATTX 763-2M ED	ATTX 560-2M XC	ATTX 761-2M XC	ATTX 390-01, 360-11, -21	ATTX 590-01-21	ATTX 560-21 XC, -31 XC	ATTX 590-21, 590-21 CLEAN ROOM		ATTX 791-11, -21	ATTX 791-61	ATTX 763-21 ED	ATTX 761-21 XC	ATTX 791-21	DYNAMICS 840, 440	TURBO D	50 850-11		
	Floor nozzle plastic, 350 mm wide Brush insert for vacuuming light materials	B	○	○	○	○	○	○	○	○	○	○	○	○	○	○	○	○	○	○	○	○	○	○	○	6077
	Coarse dirt nozzle plastic, 175 mm wide For light vacuuming of coarse and bulky materials (paper, wood wool, wood shavings, leaves etc.)	B	○	○	○	○	○	○	○	○	○	○	○	○	○	○	○	○	○	○	○	○	○	○	○	5153
	Coarse dirt nozzle aluminium, 200 mm wide with brush insert, professional version Replacement brush insert	B	○	○	○	○	○	○	○	○	○	○	○	○	○	○	○	○	○	○	○	○	○	○	○	41100 41101
	Diagonal tube nozzle, rubber For vacuuming machines, car upholstery etc.	B	○	○	○	○	○	○	○	○	○	○	○	○	○	○	○	○	○	○	○	○	○	○	○	7868
	Crevice nozzle, special plastic Shock and abrasion-proof. For hard to reach places, especially for commercial car cleaning.	B	○	○	○	○	○	○	○	○	○	○	○	○	○	○	○	○	○	○	○	○	○	○	○	7102
	Rubber nozzle, round Oil and heat-resistant. For hard to reach places	B	○	○	○	○	○	○	○	○	○	○	○	○	○	○	○	○	○	○	○	○	○	○	○	19936
	Rubber nozzle, flat Oil and heat-resistant. For hard to reach corners	B	○	○	○	○	○	○	○	○	○	○	○	○	○	○	○	○	○	○	○	○	○	○	○	31244
	Suction brush, plastic With nylon bristles, for dashboards etc.	B	○	○	○	○	○	○	○	○	○	○	○	○	○	○	○	○	○	○	○	○	○	○	○	40458

System 38

Pipe and oven cleaning																										
	Suction hose - 38-36 mm dia.		○	○	○	○	○	○	○	○	○	○	○	○	○	○	○	○	○	○	○	○	○	○	○	6070
	Suction hose, heat-resistant, 4m	EIA	○	○	○	○	○	○	○	○	○	○	○	○	○	○	○	○	○	○	○	○	○	○	○	15365
	Suction hose, universal, 4 m	EIA	○	○	○	○	○	○	○	○	○	○	○	○	○	○	○	○	○	○	○	○	○	○	○	15365
	Extension tube, aluminium with thermal insulation, 2 m	EIA	○	○	○	○	○	○	○	○	○	○	○	○	○	○	○	○	○	○	○	○	○	○	○	15339
	with thermal insulation, 2.5 m	FIE	○	○	○	○	○	○	○	○	○	○	○	○	○	○	○	○	○	○	○	○	○	○	○	15340
	Pipe cleaning nozzle. For external cleaning of pipes with a dia. of 70 - 120 mm	F	○	○	○	○	○	○	○	○	○	○	○	○	○	○	○	○	○	○	○	○	○	○	○	7964
	a dia. of 120 - 200 mm	F	○	○	○	○	○	○	○	○	○	○	○	○	○	○	○	○	○	○	○	○	○	○	○	8054
	Oven nozzle, 350 mm wide Teflon scraper insert Replacement scraper insert, Teflon	F	○	○	○	○	○	○	○	○	○	○	○	○	○	○	○	○	○	○	○	○	○	○	○	6079 6080
	Oven nozzle "XL", 400 mm sturdy nozzle made of stainless steel with stainless steel scraper insert Replacement scraper insert, stainless steel	F	○	○	○	○	○	○	○	○	○	○	○	○	○	○	○	○	○	○	○	○	○	○	○	63380 64930

○ Can be used. (Items included as standard can be seen on the machine pages 48-62)

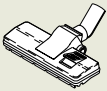


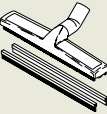
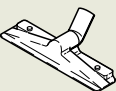
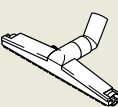
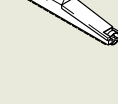


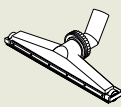

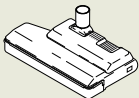
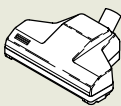
Accessories for Vacuum Cleaners

Wet & Dry, Special and Health & Safety Vacuums (EXCEPT Type 22 vacuums)

System 36



System 36

		H-Class	M-Class	Wet & Dry				Industrial		Item No.
		ATIK 390-0H, 560-2H ATIK 590-0H, 550-2H ATIK 791-0H	ATIK 590-2H XC ATIK 360-2M ATIK 590-2M ATIK 791-2M ATIK 763-2M ED ATIK 560-2M XC ATIK 761-2M XC	ATIK 390-01, 360-11, -21 ATIK 590-01, 21 ATIK 560-21 XC, -31 XC ATIK 590-21, 590-21 CLEAN ROOM	ATIK 791-11, 21 ATIK 791-61	ATIK 791-71 ATIK 763-21 ED	ATIK 761-21 XC ATIK 791-21	DYNAMIS 940, 440 TURBO D 90 850-11		
	Combi-nozzle, plastic, 260 mm, foot operated with thread picker and swivel joint for carpets and smooth floors at home and office Replacement thread picker	H	○ ○ ○ ○	○ ○ ○ ○	○ ○ ○ ○	○ ○ ○ ○	○ ○ ○ ○	○ ○ ○ ○		302000477 64127
	Combi-nozzle, plastic, 250 mm foot operated for carpets and hard floors	H	○ ○ ○ ○	○ ○ ○ ○	○ ○ ○ ○	○ ○ ○ ○	○ ○ ○ ○	○ ○ ○ ○		302000962
	Office floor nozzle, plastic, 300 mm Foot operated switch over, thread picker, with big rear wheels for every day use in shops or offices	H	○ ○ ○ ○	○ ○ ○ ○	○ ○ ○ ○	○ ○ ○ ○	○ ○ ○ ○	○ ○ ○ ○		302000259
	Professional floor nozzle, plastic 360 mm For dry and wet vacuuming	H	○ ○ ○ ○	○ ○ ○ ○	○ ○ ○ ○	○ ○ ○ ○	○ ○ ○ ○	○ ○ ○ ○		60356 60358 60359
	Floor nozzle, aluminium, 330 mm Replacement brush insert	H	○ ○ ○ ○	○ ○ ○ ○	○ ○ ○ ○	○ ○ ○ ○	○ ○ ○ ○	○ ○ ○ ○		5147 6521
	Large area floor nozzle, aluminium, 450 mm Rubber lips and height adjustable wheels for wet vacuuming Replacement rubber lips Replacement rubber lips oil resistant Replacement wheels (2 pcs)	H	○ ○ ○ ○	○ ○ ○ ○	○ ○ ○ ○	○ ○ ○ ○	○ ○ ○ ○	○ ○ ○ ○		15349 15352 302000186 15345
	Large area floor nozzle, aluminium, 450 mm Brush strips and height adjustable wheels for dry vacuuming Replacement brush strips Replacement wheels (2 pcs)	H	○ ○ ○ ○	○ ○ ○ ○	○ ○ ○ ○	○ ○ ○ ○	○ ○ ○ ○	○ ○ ○ ○		15348 15351 15345
	Large area floor nozzle, aluminium, 450 mm Special fluff strip and height adjustable wheels for textile floors Replacement special fluff strips (2 pcs) Replacement wheels (2 pcs)	H	○ ○ ○ ○	○ ○ ○ ○	○ ○ ○ ○	○ ○ ○ ○	○ ○ ○ ○	○ ○ ○ ○		15350 15353 15345
	Water suction nozzle, plastic 300 mm Replacement wheels (2 pcs)	H	○ ○ ○ ○	○ ○ ○ ○	○ ○ ○ ○	○ ○ ○ ○	○ ○ ○ ○	○ ○ ○ ○		7270 18794
	Special floor nozzle, plastic, 400 mm Corrugated rubber lips and height adjustable wheels for wet and dry vacuuming, especially at building sites Replacement rubber lips	H	○ ○ ○ ○	○ ○ ○ ○	○ ○ ○ ○	○ ○ ○ ○	○ ○ ○ ○	○ ○ ○ ○		5149 6114
	Parquet nozzle, plastic, 300 mm With long and soft horsehair bristles for a gentle and thorough cleaning of sensitive surfaces	H	○ ○ ○ ○	○ ○ ○ ○	○ ○ ○ ○	○ ○ ○ ○	○ ○ ○ ○	○ ○ ○ ○		64195
	Electric suction brush, 305 mm With brush and vacuum function, driven by an electric motor connected to a standard equipment socket, 230 V	H	○ ○ ○ ○	○ ○ ○ ○	○ ○ ○ ○	○ ○ ○ ○	○ ○ ○ ○	○ ○ ○ ○		11664
	Turbine carpet suction brush, 300 mm With brush and vacuum function, vacuum-driven, with suction power control and cleaning flap	H	① ① ○	○ ○ ○ ○	○ ○ ○ ○	① ① ○ ○ ○	○ ○ ○ ○	○		54118

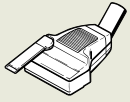
○ Can be used. (Items included as standard can be seen on the machine pages 48-62)

① = for -2H, -11, -21 models

Accessories for Vacuum Cleaners

Wet & Dry, Special and Health & Safety Vacuums (EXCEPT Type 22 vacuums)

System 36



Tubine hand suction brush, 150 mm
For textile coverings, upholstered furniture etc., vacuum-driven, with integrated swing out crevice nozzle

H

H-Class	M-Class	Wet & Dry	Industrial
ATIK 350-0H, 360-2H			
ATIK 550-0H, 550-2H			
ATIK 751-0H			
ATIK 560-2H XC			
ATIK 360-2M			
ATIK 550-2M			
ATIK 751-2M			
ATIK 763-2M ED			
ATIK 560-2M XC			
ATIK 761-2M XC			
ATIK 350-01, 360-11, -21			
ATIK 550-01-21			
ATIK 560-21 XC, -31 XC			
ATIK 590-21, 590-21 CLEAN ROOM			
ATIK 751-11, -21			
ATIK 751-61			
ATIK 751-71			
ATIK 763-21 ED			
ATIK 761-21 XC			
ATIK 791-21			
DYNAMICS 940, 440			
TURBO D			
SQ 850-11			

Item No.

41275



Brush nozzle, plastic, 230 mm long
For delicate parts, upholstery and furniture

H

--	--	--	--	--	--	--	--	--	--	--	--	--	--	--	--	--	--	--	--	--	--

6086



Suction brush, plastic 70 mm
With nylon bristles, for dashboards etc.

H

--	--	--	--	--	--	--	--	--	--	--	--	--	--	--	--	--	--	--	--	--	--

5146



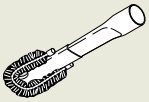
Oval brush, plastic, 240 mm
For cleaning delicate parts with large surfaces

H

--	--	--	--	--	--	--	--	--	--	--	--	--	--	--	--	--	--	--	--	--	--

40455

Suction nozzles



Radiator brush nozzle, plastic
For radiators, blinds etc.

H

--	--	--	--	--	--	--	--	--	--	--	--	--	--	--	--	--	--	--	--	--	--

5144



Universal nozzle, aluminium, 150 mm

H

--	--	--	--	--	--	--	--	--	--	--	--	--	--	--	--	--	--	--	--	--	--

5145

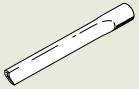


Universal nozzle, plastic, 115 mm
With brush insert, for car upholstery, carpets, etc.

H

--	--	--	--	--	--	--	--	--	--	--	--	--	--	--	--	--	--	--	--	--	--

14295

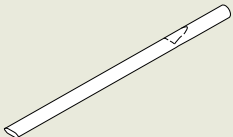


Crevice nozzle, plastic, 300 mm
Shock and abrasion-proof

H

--	--	--	--	--	--	--	--	--	--	--	--	--	--	--	--	--	--	--	--	--	--

6084



Crevice nozzle, chrome-plated, 920 mm
For oven and boiler cleaning

H

--	--	--	--	--	--	--	--	--	--	--	--	--	--	--	--	--	--	--	--	--	--

17836



Diagonal tube nozzle, rubber
For vacuuming machines etc., abrasion-proof

H

--	--	--	--	--	--	--	--	--	--	--	--	--	--	--	--	--	--	--	--	--	--

5067



Rubber nozzle, flat, 100 mm
Oil and heat-resistant

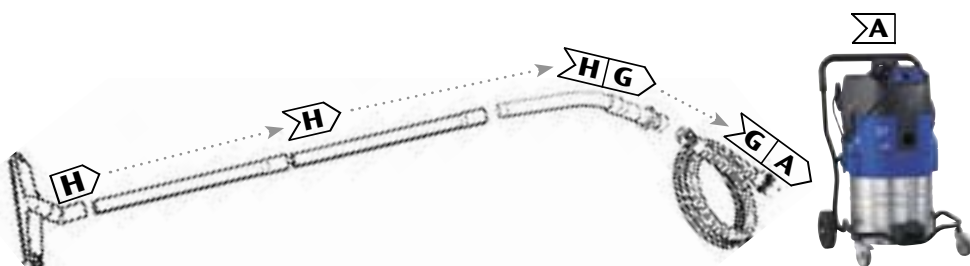
H

--	--	--	--	--	--	--	--	--	--	--	--	--	--	--	--	--	--	--	--	--	--

40456

Find the right connection

Examples



The right fit

A → **A**

The wrong fit

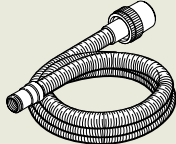
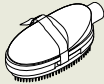
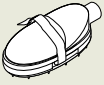
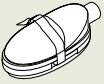





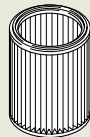

F ✗ **A**

○ Can be used. (Items included as standard can be seen on the machine pages 48-62)

Accessories for Vacuum Cleaners

Wet & Dry, Special and Health & Safety Vacuums (EXCEPT Type 22 vacuums)



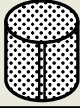


System 32 / 27

	H-Class	M-Class	Wet & Dry	Industrial	Item No.	
	ATIK 350-0H, 360-2H ATIK 590-0H, 550-2H ATIK 791-0H ATIK 590-2H XC	ATIK 360-2M ATIK 590-2M ATIK 791-2M ATIK 763-2M ED ATIK 560-2M XC ATIK 761-2M XC	ATIK 350-01, 360-11, -21 ATIK 590-01, -21 ATIK 560-21 XC, -31 XC ATIK 590-21, 590-21 CLEAN ROOM ATIK 791-11, -21 ATIK 791-61 ATIK 791-71 ATIK 763-21 ED ATIK 761-21 XC ATIK 791-21	DYNAMICS 940, 440 TURBO D 90 850-11		
ANIMAL CARE						
Suction hoses - 32/27 mm dia.						
						
AntiStatic, 32 mm dia., 5 m, with tool adapter		<input type="checkbox"/>	<input type="checkbox"/>	<input type="checkbox"/>	<input type="checkbox"/>	30657
Universal, 27 mm dia., 3.5 m, with tool adapter		<input type="checkbox"/>	<input type="checkbox"/>	<input type="checkbox"/>	<input type="checkbox"/>	14289
AntiStatic, 27 mm dia., 3.5 m, with tool adapter		<input type="checkbox"/>	<input type="checkbox"/>	<input type="checkbox"/>	<input type="checkbox"/>	15325
Nozzles						
						
Spiked currycomb, plastic for long fur		<input type="checkbox"/>	<input type="checkbox"/>	<input type="checkbox"/>	<input type="checkbox"/>	6094
Replacement spiked currycomb insert		<input type="checkbox"/>	<input type="checkbox"/>	<input type="checkbox"/>	<input type="checkbox"/>	15038
						
Currycomb, plastic for long fur		<input type="checkbox"/>	<input type="checkbox"/>	<input type="checkbox"/>	<input type="checkbox"/>	6092
Replacement currycomb insert		<input type="checkbox"/>	<input type="checkbox"/>	<input type="checkbox"/>	<input type="checkbox"/>	15037
						
Brush currycomb, plastic for short fur		<input type="checkbox"/>	<input type="checkbox"/>	<input type="checkbox"/>	<input type="checkbox"/>	6093
Replacement brush currycomb insert		<input type="checkbox"/>	<input type="checkbox"/>	<input type="checkbox"/>	<input type="checkbox"/>	15039
Bags & Filters (Continued on page 72)						
Filter bags						
						
2-ply with lock, PU 5 pcs		<input type="checkbox"/>	<input type="checkbox"/>	<input type="checkbox"/>	<input type="checkbox"/>	302000449
		<input type="checkbox"/>	<input type="checkbox"/>	<input type="checkbox"/>	<input type="checkbox"/>	302000527
		<input type="checkbox"/>	<input type="checkbox"/>	<input type="checkbox"/>	<input type="checkbox"/>	302001138
		<input type="checkbox"/>	<input type="checkbox"/>	<input type="checkbox"/>	<input type="checkbox"/>	302001484
		<input type="checkbox"/>	<input type="checkbox"/>	<input type="checkbox"/>	<input type="checkbox"/>	61603
		<input type="checkbox"/>	<input type="checkbox"/>	<input type="checkbox"/>	<input type="checkbox"/>	14912
Disposal bag, PU 5 pcs						
		<input type="checkbox"/>	<input type="checkbox"/>	<input type="checkbox"/>	<input type="checkbox"/>	302000728
		<input type="checkbox"/>	<input type="checkbox"/>	<input type="checkbox"/>	<input type="checkbox"/>	302000804
		<input type="checkbox"/>	<input type="checkbox"/>	<input type="checkbox"/>	<input type="checkbox"/>	302001480
PU 25 pcs		<input type="checkbox"/>	<input type="checkbox"/>	<input type="checkbox"/>	<input type="checkbox"/>	302001629
Removal sack						
						
Disposal bag for safe disposal of filter element (PU 10 pcs)	<input type="checkbox"/>	<input type="checkbox"/>	<input type="checkbox"/>	<input type="checkbox"/>	<input type="checkbox"/>	60676
	<input type="checkbox"/>	<input type="checkbox"/>	<input type="checkbox"/>	<input type="checkbox"/>	<input type="checkbox"/>	30082
Filter support bag						
						
Cotton bag, reusable prevents burst of filter bag, while vacuuming fine dust		<input type="checkbox"/>	<input type="checkbox"/>	<input type="checkbox"/>	<input type="checkbox"/>	40617
		<input type="checkbox"/>	<input type="checkbox"/>	<input type="checkbox"/>	<input type="checkbox"/>	302000200
Safety filter bag						
						
Filter material BIA-tested	<input type="checkbox"/>	<input type="checkbox"/>	<input type="checkbox"/>	<input type="checkbox"/>	<input type="checkbox"/>	33209
PU 5 pcs	<input type="checkbox"/>	<input type="checkbox"/>	<input type="checkbox"/>	<input type="checkbox"/>	<input type="checkbox"/>	302001040
	<input type="checkbox"/>	<input type="checkbox"/>	<input type="checkbox"/>	<input type="checkbox"/>	<input type="checkbox"/>	302001141
	<input type="checkbox"/>	<input type="checkbox"/>	<input type="checkbox"/>	<input type="checkbox"/>	<input type="checkbox"/>	302001143
	<input type="checkbox"/>	<input type="checkbox"/>	<input type="checkbox"/>	<input type="checkbox"/>	<input type="checkbox"/>	302001486
Filter elements						
						
PET fleece, washable		<input type="checkbox"/>	<input type="checkbox"/>	<input type="checkbox"/>	<input type="checkbox"/>	302000461
PET fleece, washable		<input type="checkbox"/>	<input type="checkbox"/>	<input type="checkbox"/>	<input type="checkbox"/>	302000726
	<input type="checkbox"/>	<input type="checkbox"/>	<input type="checkbox"/>	<input type="checkbox"/>	<input type="checkbox"/>	302000658
	<input type="checkbox"/>	<input type="checkbox"/>	<input type="checkbox"/>	<input type="checkbox"/>	<input type="checkbox"/>	302001134
						
High-Pro - PET fleece, washable				<input type="checkbox"/>	<input type="checkbox"/>	61605
				<input type="checkbox"/>	<input type="checkbox"/>	41164
				<input type="checkbox"/>	<input type="checkbox"/>	34931
Polyester fleece/PTFE, Teflon, PTFE				<input type="checkbox"/>	<input type="checkbox"/>	26736

Can be used. (Items included as standard can be seen on the machine pages 48-62)

Accessories for Vacuum Cleaners

Wet & Dry, Special and Health & Safety Vacuums (EXCEPT Type 22 vacuums)

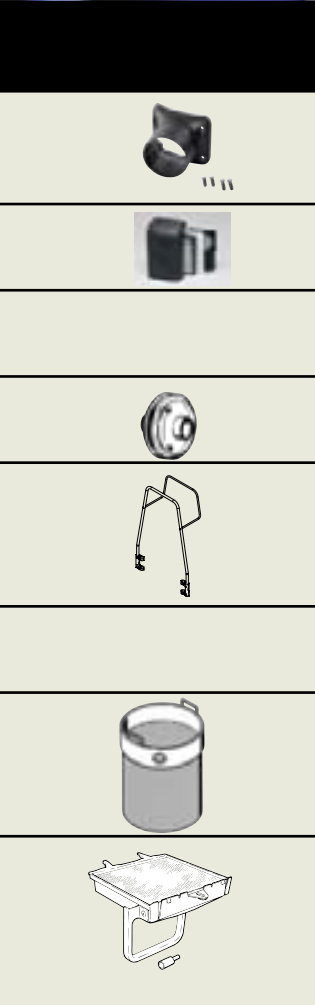
		H-Class	M-Class	Wet & Dry				Industrial	Item No.
		ATIK 350-0H, 360-2H ATIK 550-0H, 550-2H ATIK 751-0H	ATIK 560-2H XC ATIK 360-2M ATIK 550-2M ATIK 751-2M ATIK 763-2M ED ATIK 560-2M XC ATIK 761-2M XC	ATIK 350-01, 360-11, -21 ATIK 550-01-21	ATIK 560-21 XC, -31 XC ATIK 590-21, 590-21 CLEAN ROOM ATIK 751-11, -21 ATIK 751-61	ATIK 751-71	ATIK 763-21 ED ATIK 761-21 XC ATIK 791-21	DYNAMICS 940, 440 TURBO D SQ 850-11	
	Micro filter elements HEPA tested							<input type="radio"/>	11617 302001095
	Filter element protective cover Cloth filter for protection of the filter cartridge. Best suitable for dust with fibres and for coarse dust.							<input type="radio"/>	11801 11641
	Filter sieve							<input type="radio"/>	15475
	Cloth filter insert Cotton. Best suitable for dust with high temperatures and for abrasive dust.							<input type="radio"/>	8727
	Cloth filter insert, Special Needle felt, plastic coated. Best suitable for very fine dust, hygroscopic dust and adhesive dust. High level filtration efficiency.		<input type="radio"/>		<input type="radio"/>	<input type="radio"/>		<input type="radio"/>	302000606 302000525 61910 17070
	Cloth filter insert, Super Polyester satin cloth. Best suitable for coarse dust and abrasive dust.							<input type="radio"/>	17582
Other Accessories (Continued on page 73)									
	Protective Bumper <i>Protection for the container and castors against severe handling in some applications. (e.g. Building and Construction)</i>	<input type="radio"/>	<input type="radio"/>	<input type="radio"/>	<input type="radio"/>	<input type="radio"/>	<input type="radio"/>		302000820
	Air Box 230 V 110 V <i>When connected to the Auto On/Off receptacle on a vacuum cleaner, and to a pneumatic tool, the Airbox will turn the machine on and off automatically with the tool.</i>	<input type="radio"/>	<input type="radio"/>	<input type="radio"/>	<input type="radio"/>	<input type="radio"/>	<input type="radio"/>	<input type="radio"/>	302001192 302001474
	Oil-resistant castors <i>Useful when the machine is used in extremely oily locations.</i>	<input type="radio"/>	<input type="radio"/>	<input type="radio"/>	<input type="radio"/>	<input type="radio"/>	<input type="radio"/>	<input type="radio"/>	302001576

○ Can be used. (Items included as standard can be seen on the machine pages 48-62)








Ⓜ = for -2H, -2M, -21 models

Accessories for Vacuum Cleaners

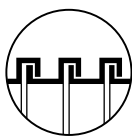
Wet & Dry, Special and Health & Safety Vacuums (EXCEPT Type 22 vacuums)



Other accessories

	H-Class	M-Class	Wet & Dry	Industrial	Item No.
 Exhaust air collector Allows you to connect your hose for blowing, or connect to an exhaust pipe to the outside.	ATIK 350-0H, 360-2H ATIK 590-0H, 550-2H ATIK 751-0H ATIK 560-2H XC	ATIK 360-2M ATIK 590-2M ATIK 751-2M ATIK 763-2M ED ATIK 560-2M XC ATIK 761-2M XC	ATIK 350-01, 360-11, -21 ATIK 590-01, -21 ATIK 560-21 XC, -31 XC ATIK 590-21, 590-21 CLEAN ROOM ATIK 751-11, -21 ATIK 751-61 ATIK 751-71 ATIK 763-21 ED ATIK 761-21 XC ATIK 791-21	DYNAMICS 640, 440 TURBO D SQ 850-11	302000522 302001158
 Motor cooling air filter Replacement filter fleece, PU 5 pcs					302000491 302000929
 Folding transport handle For improved vertical and horizontal mobility for machines frequently moved.					302000523
 Spark extinguisher Suppresses sparks before they enter the machine. NOT for B1, Type 22 machines.					34591
 Hose holder Convenient, organized storage for your short or long suction hose.					65081
Accessory net Keeps your accessories close at hand.					302000607 302000524
 Chip basket For separating chips from coolant during chip extraction and for unit protection. Galvanised perforated plate, with sturdy carrying handles. Collect large debris when wet vacuuming					61463 302001612 302001434
 SQ 8 Wet Kit Nilfisk-ALTO recommends SQ8-Wet-Kit when, using the SQ8 for vacuuming liquid. The durable metal filter sieve improves the wet vacuuming performance of the SQ850-11.					302000330

Suction Hoses



Universal

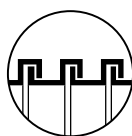
Colour: Silver metallic, Ø27, Ø32, Ø36, Ø50
 To use: Temperature at -50 to +60°C

Antistatic

Colour: Black, Ø27, Ø32, Ø36, Ø50
 To use: Temperature at -50 to +60°C

Oil-resistant

Colour: Brown, Ø36, Ø50
 To use: Temperature at -60 to +120°C (short term +150°C)
 Bend radius: Ø27 r = 60 mm, Ø32 r = 70 mm, Ø36 r = 75 mm, Ø50 r = 120 mm



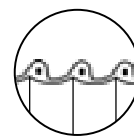
Heat-resistant

Colour: Brown, Ø36, Ø50
 To use: Temperature at -60 to +120°C (short term +150°C)
 Bend radius: Ø36 r = 75 mm, Ø50 r = 120 mm



Metal

Colour: Galvanized, Ø50
 To use: Temperature at -50 to +120°C
 Bend radius: r = 180 mm
 High wear-resistant. Not suitable for acid and lye.

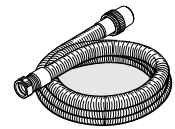


Chips, abrasive

Colour: Transparent, Ø50
 To use: Temperature at -40 to +90°C (short term +125°C)
 Bend radius: Ø60 r = 60 mm
 Special for metal shavings, glass, sliver and other materials, oil-resistant, Antistatic, aluminium sleeves and steel wire coil

○ Can be used. (Items included as standard can be seen on the machine pages 48-62)

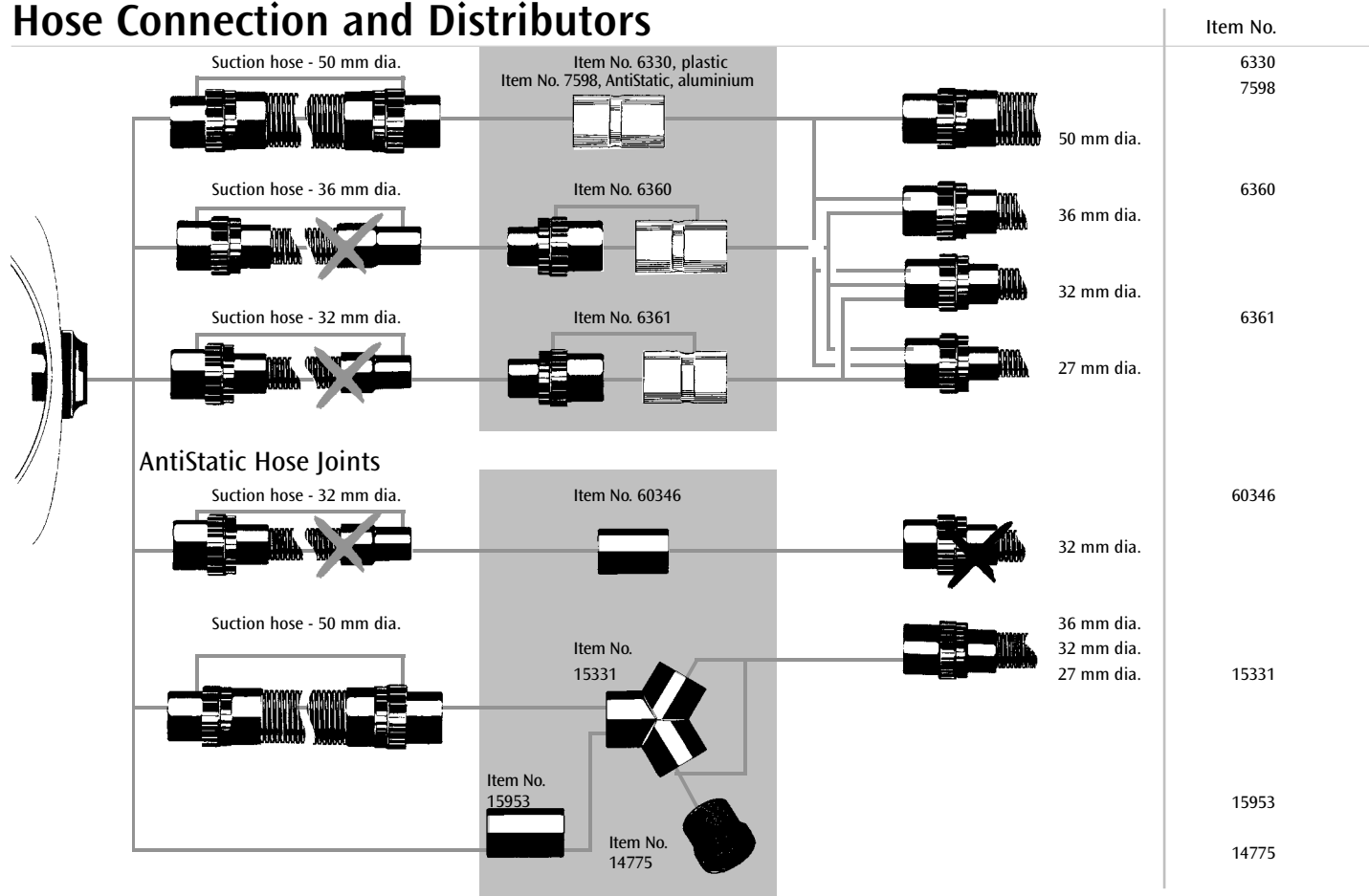
Suction Hose Systems Wet & Dry, Special and Health & Safety Vacuums



Lengths as required	Nozzle-side sleeve		By the metre max. 20 m	Vacuum-side sleeve		complete	
		Item No.	Item No.		Item No.	m	Item No.
System 70 Universal		42419	34947 ***		34955		
System 50 Universal		15101	11984		15101	1.75	19930
oil-resistant		15101	14238		15101	4	15358
heat-resistant	aluminium	7162	14238		7162	4	6468
AntiStatic		15811	7599		15811	4	11061
chips	aluminium	33435	15309		14630 alu.	4	15815
metal	aluminium	15015	15310		15015 alu.	4	15182
System 38							
System 36 Hose DN 36							
Universal		46690*	11985		15102	3	46948*
oil-resistant		46690*	6429		15102	4	25537*
heat-resistant	aluminium	7674**	6429		7673	4	61779*
anti-kink spring		14194**					6070**
AntiStatic		46690*	15312		15812	3	60781*
electric tool						4	63209*
DN 35-40 + 49	connection DN 33-36	48070					
		48750					
Hose DN 32							
Universal		46947*	14240****		15103		
AntiStatic	hand tube	60911				3	302000473
	electric tool	30971	43502		30928	5	30657
System 27 Universal	electric tool	18195	15307		15104	3.5	14289
AntiStatic	electric tool	18195	15326		15369	3.5	15325

* Quick system for curved hand tube 46691 or adapter 29457 (see page 66) ** Only for oven and pipe cleaning *** Max. 10 m **** Max. 35 m

Hose Connection and Distributors



ALTO Floor Cleaning Equipment



ALTO Floor Cleaning Equipment

ALTO, one of the world's leading manufacturers of floor care equipment, presents the ALTO Floor Cleaning range, a complete programme for organisations involved in the cleaning industry.

Our products are designed to optimise time and downsize labour costs through increased efficiency, ease of maintenance, ease of operation and the capacity to provide environmentally friendly cleaning around the clock.

The variety of hard and soft floor surfaces available and their cleaning requirements can only be matched by the ALTO range of floor care equipment. Walk-behind, ride-on sweepers, walk-behind scrubber dryers, ride-on scrubber dryers, ride-on sweeper scrubber dryers, polishers and carpet extractors are supported by an extensive range of accessories including pads, brushes and detergents.

A complete offering of indoor and outdoor cleaning solutions – in electrical, battery or engine driven versions.



ALTO FLOORTEC R Family

– Comfortable high-capacity sweeping of large areas or narrow spaces



▲ FLOORTEC R 360

▲ FLOORTEC R 570

▲ FLOORTEC R 580



Introduction of ALTO FLOORTEC R family

The new ALTO FLOORTEC R Family gets the job done quickly, effectively and with maximum driver comfort. Compact design is combined with a powerful engine or battery, a wide sweeping path, 360° manoeuvrability and excellent climbing capacity of up to 16% with the FLOORTEC R 360, allows you to cover large areas of floors or carpets as well as to fit into tight spaces such as an elevator or a narrow aisle.

With a wide working width, a powerful vacuum system, a large hopper and a ramp climbing ability of up to 20%, the FLOORTEC R 570 & R 580 allows you to sweep large areas of floors before emptying with the hydraulic high-dump is required (R 580).

Typical applications for the R family are service stations, car parks, playgrounds, sports centres, factories and warehouses.

The FLOORTEC R's are designed to withstand tough working conditions 365 days a year.



▲ Adjustable ergonomic steering column

The steering column adjusts to fit the operator and to ensure easy access to the machine.



▲ Extended operation time

Large battery compartment – extended operation time. Low voltage cut-off system – ensures long battery life protecting batteries from deep discharge.



▲ Hydraulic lift

The large hopper can be easily emptied into a container or skip thanks to the hydraulic high lift system.

NEW

ALTO FLOORTEC 550/560

– Dust free sweeping of floors and carpet areas



Introduction of ALTO FLOORTEC 550/560

The new ALTO FLOORTEC 550/560 walk behind sweepers are ideal solutions for effective dust free cleaning of outdoor spaces as well as indoor floors and carpets.

Typical applications are service stations, car parks, playgrounds, factories, small warehouses, office buildings, hotels and conference halls.

With their compact, ergonomic design and easy manoeuvrability these handy machines allow you to clean large areas and at the same time get into corners and narrow spaces. That combined with low noise levels provide operators with a pleasant working environment. Robust design and low maintenance costs are other significant advantages.

The ALTO FLOORTEC 550/560 sweepers keep your premises presentable without hard work.



Walk-Behind Sweepers



▲ BK 900



▲ BK 800



▲ FLOORTEC 380 M

Walk-behind sweepers give a perfect result on all floor coverings both inside and outside. Ergonomically designed and very manoeuvrable.

BK 900

- Height-adjustable main broom
- Height-adjustable side broom
- Larger hopper
- Rugged metal frame
- Foldable handle
- Direct throw sweeping system
- Manually driven

BK 800

- Adjustable side broom
- Sturdy construction ensures long life
- Easy emptying of the hopper
- Foldable handle
- Direct throw sweeping system
- Manually driven

FLOORTEC 380 M

- Large hopper
- Folding handle for storage, without using tools
- Two side and main brooms
- Overthrow sweeping system
- Easy emptying of the hopper
- Manually driven

Technical Data:

Working width		BK 900	BK 800	FLOORTEC 380 M
with side broom	mm	690	690	800
without side broom	mm	490	490	470
Theoretical capacity 4 km/h	m ² /h	2760	2760	3200
Hopper capacity	l	40	34	40
Dimensions L x W x H	mm	1060 x 790 x 900	790 x 690 x 875	800 x 600 x 330
Weight	kg	25	17	14

Standard Equipment:

Main broom	●	●	● 303000296
Side broom	●	●	● 54772



FLOORTEC 550/560 P ▲



FLOORTEC 550/560 B ▲

**Clarke
TECHNOLOGY**

The new ALTO FLOORTEC 550/560 walk behind sweepers are ideal solutions for effective dust free cleaning of outdoor spaces as well as indoor floors and carpets. Compact, ergonomic design and easy manoeuvrability makes the machine very handy, and allow you to clean large areas and at the same time get into corners and narrow spaces. That combined with low noise levels provide operators with a pleasant work environment.

FLOORTEC 560 B

- Battery model
- Effective in narrow spaces
- 600 mm broom length
- Overthrow sweeping system
- Ergonomic design
- Dust free sweeping of floors and carpet areas

FLOORTEC 560 P

- Petrol model
- Effective in narrow spaces
- 600 mm broom length
- Overthrow sweeping system
- Ergonomic design
- Dust free sweeping of floors and carpet areas

FLOORTEC 550 B

- Battery model
- Effective in narrow spaces
- 500 mm broom length
- Overthrow sweeping system
- Ergonomic design
- Dust free sweeping of floors and carpet areas

FLOORTEC 550 P

- Petrol model
- Effective in narrow spaces
- 500 mm broom length
- Overthrow sweeping system
- Ergonomic design
- Dust free sweeping of floors and carpet areas

Technical Data:

Working width		FLOORTEC 560 B	FLOORTEC 560 P	FLOORTEC 550 B	FLOORTEC 550 P
with side broom	mm	820	820	700	700
without side broom	mm	600	600	500	500
Theoretical capacity 4 km/h	m ² /h	3280	3280	2800	2800
Hopper capacity	l	50	50	40	40
Dust control		yes	yes	yes	yes
Filter area	m ²	2	2	2	2
Filter material		Paper	Paper	Paper	Paper
Filter shaker		Manual	Manual	Manual	Manual
Power source		Battery, 12 V	Petrol, 2.2 kW	Battery, 12 V	Petrol, 2.2 kW
Dimensions (min.) machine body, L x W x H	mm	1070 x 780 x 840	1070 x 780 x 840	1030 x 660 x 810	1030 x 660 x 810
Weight without battery	kg	90 (with batteries)	105	85 (with batteries)	95

Standard Equipment:

	FLOORTEC 560 B	FLOORTEC 560 P	FLOORTEC 550 B	FLOORTEC 550 P
Side broom	●	●	●	●
Main broom	●	●	●	●
Hour meter	●	●	●	●
On board charger	● / -	NA	● / -	NA

Ride-On Sweepers



▲ 3366



▲ MPV-60
MPV-60 TS

Proven technology, innovative features and unique robust design details are combined to make these machines efficient and economical.

3366

- Heavy-duty steel construction
- Simple, easy controls
- 3-step multi-level dump system
- Large filter and hopper
- Full time power steering

MPV-60

- Heavy-duty steel construction
- Versatile dump system
- Dust control system
- Full time power steering
- Litter vac option

MPV-60 TS

- Heavy-duty total steel construction
- Versatile dump system
- Littervac option
- Dust control system
- Full time power steering
- Heavy total steel

Technical Data:

Sweeping path	mm	1676	1524	1524
Sweeping path without side broom	mm	1270	1143	1143
Main broom length	mm	1270	1143	1143
Side broom diameter	mm	585	585	585
Hopper capacity	l	765	396	396
Filter area	m ²	16	8.2	8.2
Power source		Petrol/LP gas: 97 hp Ford Diesel: 47.3 hp Mitsubish	Petrol/LP gas: 63 hp Ford Diesel: 37 hp Mitsubishi	Petrol/LP gas: 63 hp Ford Diesel: 37 hp Mitsubishi
Working speed	km/h	6	6	6
Capacity	m ² /h	10050	9150	9150
Dimensions L x W x H	mm	2464 x 1791 x 1511	2490 x 1570 x 1290	2490 x 1570 x 1290
Weight	kg	1665	1271	1271

Standard Equipment:

Side broom	●	●	●
------------	---	---	---



New

**Clarke
American-Lincoln
TECHNOLOGIES**



▲ 6150



▲ FLOORTEC R 580 P/B

The extremely rugged 6150 uses the direct throw system for dust free sweeping. The large hopper can easily be emptied thanks to the hydraulic variable high dump system. The new ALTO FLOORTEC R 580 is also designed to withstand tough working conditions 365 days a year.

6150

- Variable high dump system
- Easy operation with power steering
- Energy-absorbing bumper
- Filter shaker system
- Rugged steel platform
- Rear wheel steering
- Direct throw sweeping system

**FLOORTEC
R 580 B**

- Easy and ergonomic operation
- Electrical filter shaker
- Durable side brooms
- Compact design
- Battery-driven
- Overthrow sweeping system
- High dump

**FLOORTEC
R 580 P**

- Easy and ergonomic operation
- Electrical filter shaker
- Durable side brooms
- Compact design
- Petrol-driven
- Overthrow sweeping system
- High dump

Technical Data:

Working width, 1/2 brooms	mm	1270 (1 side broom)	1050/1310	1050/1310
Main broom length	mm	915	800	800
Side broom diameter	mm	534	520	520
Hopper capacity	l	283	130	130
Filter material		Paper	Paper	Paper
Filter size	m ²	7.2	7	7
Alternative filter		Polyester	Polyester	Polyester
Filter cleaning system		Electric filter shaker	Electric filter shaker	Electric filter shaker
Turning radius	cm	1360 (Left)	1690	1690
Power source		Gasoline/LP gas: 20 hp Kawasaki 23 hp Kubota Battery 36V Diesel: 20 hp Kubota	Battery, 24 V	Petrol, B&S, 6.6 kW/9Hp
Dimensions L x W x H	mm	2210 x 1310 x 1350	1750 x 1200 x 1370	1750 x 1200 x 1370
Weight without batteries	kg	Battery : 1555 Gas/Diesel: 955	576	554
Forward speed	km/h	Battery: 6.5 Gas: 8 Diesel: 13	7	8
Maximum climbing ability	%	14	16	20

Standard Equipment:

Main broom		●	●
Side broom	●	●	●

Ride-On Sweepers



New



New

FLOORTEC R 570 P/B ▲

FLOORTEC R 360 P/B ▲

The new ALTO FLOORTEC R 570 gets your job done quickly, effectively and with maximum driver comfort.

The new ALTO FLOORTEC R 360 with 360° manoeuvrability and dust-free sweeping cleans effectively and with maximum driver comfort.

Also suitable for indoor carpet sweeping.

FLOORTEC R 570 B

- Easy and ergonomic operation
- Electrical filter shaker
- Two durable side brooms for two-sided cleaning
- Compact design
- Battery-driven

FLOORTEC R 570 P

- Easy and ergonomic operation
- Electrical filter shaker
- Two durable side brooms for two-sided cleaning
- Compact design
- Petrol-driven

FLOORTEC R 360 B

- Easy and ergonomic operation
- Electrical filter shaker
- Two durable side brooms for two-sided cleaning
- Compact design
- Battery-driven

FLOORTEC R 360 P

- Easy and ergonomic operation
- Electrical filter shaker
- Two durable side brooms for two-sided cleaning
- Compact design
- Petrol-driven

Technical Data:

		FLOORTEC R 570 B	FLOORTEC R 570 P	FLOORTEC R 360 B	FLOORTEC R 360 P
Working width, 1/2 brooms	mm	900 / 1100	900 / 1100	800 / 1000	800 / 1000
Main broom length	mm	700	700	600	600
Side broom diameter	mm	430	430	420	420
Sweeping system		Overthrow	Overthrow	Overthrow	Overthrow
Hopper capacity	l	70	70	50	50
Filter material		Paper	Paper	Paper	Paper
Filter size	m ²	5	5	3	3
Alternative filter		Polyester	Polyester	Polyester	Polyester
Filter cleaning system		Electric filter shaker	Electric filter shaker	Electric filter shaker	Electric filter shaker
Turning radius	mm	1310	1310	983	983
Power source		Battery, 24V	Petrol, 2.9 kW	Battery, 24V	Petrol, Honda, 2.2 kW
Dimensions L x W x H	mm	1480 x 930 x 1220	1480 x 930 x 1220	1255 x 795 x 1155	1255 x 795 x 1155
Weight without batteries	kg	255	315	144	284
Forward speed	km/h	6	6	5.5	5.5
Noise level	dB(A)	63.8	78.3	71	77
Maximum climbing ability	%	20	20	16	16

Standard Equipment:

Main broom	●	●	●	●
Side broom	●	●	●	●



Accessories from page 93

Detergents from page 110

Walk-Behind Scrubber Dryers



New

**Clarke
TECHNOLOGY**

**SCRUBTEC 795 ▲
SCRUBTEC 784
SCRUBTEC 770**

The new ALTO SCRUBTEC 7 Walk-behind family are made without any compromises, simple to use, highly efficient, extremely durable and very user-friendly. Select between 6 variants of the new SCRUBTEC 7. Each model is made to cover your cleaning needs.

- | | | | | | |
|--|---|--|---|--|---|
| <p>SCRUBTEC 795 L</p> <ul style="list-style-type: none"> • Variable brush pressure • One touch scrub control • Squeegee automatically raises in reverse • Automatic brush pressure and solution settings • Battery-powered | <p>SCRUBTEC 795 S</p> <ul style="list-style-type: none"> • AccuTrack squeegee system with no tool adjustment • Powerful transaxle drive system eliminates chains and belts • Solution and brush off in neutral • Battery-powered | <p>SCRUBTEC 784 L</p> <ul style="list-style-type: none"> • Variable brush pressure • One touch scrub control • Squeegee automatically raises in reverse • Automatic brush pressure and solution settings • Battery-powered | <p>SCRUBTEC 784 S</p> <ul style="list-style-type: none"> • AccuTrack squeegee system with no tool adjustment • Powerful transaxle drive system eliminates chains and belts • Solution and brush off in neutral • Battery-powered | <p>SCRUBTEC 770 L</p> <ul style="list-style-type: none"> • Variable brush pressure • One touch scrub control • Squeegee automatically raises in reverse • Automatic brush pressure and solution settings • Battery-powered | <p>SCRUBTEC 770 S</p> <ul style="list-style-type: none"> • AccuTrack squeegee system with no tool adjustment • Powerful transaxle drive system eliminates chains and belts • Solution and brush off in neutral • Battery-powered |
|--|---|--|---|--|---|

Technical Data:

Cleaning width	mm/In	950 / 38"	950 / 38"	840 / 33"	840 / 33"	700 / 28"	700 / 28"	
Brush size	mm/In	2 x 480 / 19"	2 x 480 / 19"	2 x 430 / 17"	2 x 430 / 17"	2 x 360 / 14"	2 x 360 / 14"	
Squeegee width	mm	1245	1245	1118	1118	997	997	
Theoretical capacity 4 km/h	m ² /h	3800	3800	3360	3360	2800	2800	
Tank capacity, Solution/Recovery	l	114 / 114	114 / 114	114 / 114	114 / 114	114 / 114	114 / 114	
Power source	V	36	36	36	36	36	36	
Brush motor	Power	W	2 x 740	2 x 740	2 x 740	2 x 740	2 x 740	
	Speed	RPM	200	200	200	200	200	
	Pressure	kg	63.5 - 100	68 - 100	63.5 - 100	68 - 100	63.5 - 100	68 - 100
Vacuum motor	Power	W	740	740	740	740	740	
	Type		Tangential	Tangential	Tangential	Tangential	Tangential	
Traction motor	Power	W	370	370	370	370	370	
	Type		Transaxle	Transaxle	Transaxle	Transaxle	Transaxle	
	Speed	m/min / km/h	0 - 70 / 0 - 4.2	0 - 70 / 0 - 4.2	0 - 70 / 0 - 4.2	0 - 70 / 0 - 4.2	0 - 70 / 0 - 4.2	0 - 70 / 0 - 4.2
Dimensions	L x W x H	mm	1676 x 1041 x 1118	1676 x 1041 x 1118	1600 x 914 x 1118	1600 x 914 x 1118	1588 x 762 x 1118	1588 x 762 x 1118
Weight with batteries without water	kg	465	465	460	460	456	456	

Standard Equipment:

Squeegee	●	●	●	●	●	●
----------	---	---	---	---	---	---

Walk-Behind Scrubber Dryers



ENCORE L 26 ▲



**ENCORE L 2426 ▲
ENCORE S 2426**

The ENCORE family of walk-behind scrubber dryers represents a new performance standard in the market. It combines electronic technology with simplicity, ease of use and high efficiency. All solutions are made to save time and money. The rugged tanks are corrosion and crack resistant.

ENCORE L 26

- Parabolic swing and break-away squeegee
- Variable brush pressure
- New cylindrical dual brush head
- Floating brushes for uneven floors
- Two cylindrical brushes for wet sweep action
- Powered forward & reverse with variable speed control
- Strong and durable cast brush housing
- Battery-powered

ENCORE L 2426

- Parabolic swing and break-away squeegee
- Variable brush pressure
- No tool squeegee blade change and adjustment
- Variable brush pressure
- Gimbal mounting allows brushes to float over uneven floors
- Powered forward & reverse with variable speed control
- Battery-powered

ENCORE S 2426

- Parabolic swing and break-away squeegee
- Variable brush pressure
- No tool squeegee blade change and adjustment
- Unique bristle skirting
- Easy emptying of tanks through large drainage hoses
- Battery-powered

Technical Data:

Cleaning width	mm/In	660 / 26"	660/26" or 610/24"	660/26" or 610/24"
Brush size	mm/In	2 x 660 - Cylindrical	2 x 330 / 13"	2 x 330 / 13"
Squeegee width	mm	970	864	864
Theoretical capacity 4 km/h	m ² /h	2640	2640 / 2440	2640 / 2440
Tank capacity, Solution/Recovery	l	76 / 76	76 / 76	76 / 76
Power source	V	24	24	24
Brush motor	Power	W	2 x 370	1100
	Speed	RPM	1000	200
	Pressure	kg	0 - 45	0 - 68
Vacuum motor	Power	W	550	550
	Type		Tangential	Tangential
Traction motor	Power	W	370	370
	Type		Transaxle	Transaxle
	Speedm/min	km/h	0 - 76 / 0 - 4.5	0 - 76 / 0 - 4.5
Dimensions	L x W x H	mm	1422 x 711 x 1092	1422 x 711 x 1092
Weight with batteries without water	kg		319	310

Standard Equipment:

Squeegee	●	●	●
----------	---	---	---



▲ ENCORE L 20
ENCORE S 20
ENCORE S 20 E



SCRUBTEC 751 ▲

New

**Clarke
TECHNOLOGY**

The compact and easy to use ALTO ENCORE 20 machines are very robust, which makes them the best cleaning machine choice for daily cleaning in canteens, schools and supermarkets. The new ALTO SCRUBTEC 751 combines high efficient cleaning and operator comfort, it is extremely ergonomic and user friendly and thanks to the on board charger it can be charged anywhere and anytime.

- | | | | | |
|---|---|---|--|--|
| <p>ENCORE L 20</p> <ul style="list-style-type: none"> • Parabolic swing and break-away squeegee • No squeegee blade change and adjustment with tool • Solution and brush off in neutral • Powerful transaxle drive system eliminates chains and belts • Battery-powered | <p>ENCORE S 20</p> <ul style="list-style-type: none"> • Parabolic swing and break-away squeegee • No squeegee blade change and adjustment with tool • Unique bristle skirting • Easy emptying of tanks through large drainage hoses • Battery-powered | <p>ENCORE S 20 E</p> <ul style="list-style-type: none"> • Parabolic swing and break-away squeegee • No squeegee blade change and adjustment with tool • Unique bristle skirting • Easy emptying of tanks through large drainage hoses • Mains-powered | <p>SCRUBTEC 751 L</p> <ul style="list-style-type: none"> • Compact & highly manoeuvrable • Large capacity tanks • "Flip-up" head for easy brush change • Aggressive brush pressures • Parabolic break-away squeegee • Battery-powered | <p>SCRUBTEC 751 S</p> <ul style="list-style-type: none"> • Compact & highly manoeuvrable • Large capacity tanks • "Flip-up" head for easy brush change • Aggressive brush pressures • Parabolic break-away squeegee • Battery-powered |
|---|---|---|--|--|

Technical Data:

Cleaning width	mm/In	510 / 20"	510 / 20"	510 / 20"	510/20"	510/20"
Brush size	mm/In	510 / 20"	510 / 20"	510 / 20"	510/20"	510/20"
Squeegee width	mm	864	864	864	864	864
Theoretical capacity 4 km/h	m ² /h	2030	2030	2030	2030	2030
Tank capacity, Solution/Recovery	l	53 / 53	53 / 53	53 / 53	42 / 42	42 / 42
Power source	V	24	24	230	24	24
Brush motor	Power	W 560	560	560	560	560
	Speed	RPM 200	200	250	200	200
	Pressure	kg 25 - 45	25 - 45	25	0-41	0-41
Vacuum motor	Power	W 560	560	560	560	560
	Type	Tangential	Tangential	Tangential	Tangential	Tangential
Traction motor	Power	W 370	-	-	250	-
	Type	Transaxle	Brush assisted	Brush assisted	Transaxle	Brush assisted
	Speedm/min	km/h 0 - 76 / 0 - 4.5	-	-	0 - 61 / 0 - 3.66	-
Dimensions	L x W x H	mm 1335 x 565 x 1105	1335 x 565 x 1105	1335 x 565 x 1105	1238 x 483 x 1067	1238 x 483 x 1067
Weight with batteries without water	kg	212	212	153 (without batteries)	157	148

Standard Equipment:

Squeegee	●	●	●	●	●
----------	---	---	---	---	---

Walk-Behind Scrubber Dryers



▲ SCRUBTEC 743 ROTARY



▲ SCRUBTEC 743 CYLINDRICAL

The ALTO SCRUBTEC 743 is available in different models; Standard with rotary or cylindrical brush or Luxury with rotary or cylindrical brush. SCRUBTEC 743 has the advantage of easy cleaning and maintenance, and it has a built-in charger as standard.

SCRUBTEC 743 LR

- Compact & highly manoeuvrable
- Large capacity tanks
- "Flip-up" head for easy brush change
- Aggressive brush pressures
- Parabolic break-away squeegee
- Battery-powered

SCRUBTEC 743 SR

- Compact & highly manoeuvrable
- Large capacity tanks
- "Flip-up" head for easy brush change
- Aggressive brush pressures
- Parabolic break-away squeegee
- Battery-powered

SCRUBTEC 743 LC

- Compact & highly manoeuvrable
- Large capacity tanks
- "Flip-up" head for easy brush change
- Aggressive brush pressures
- Parabolic break-away squeegee
- Two cylindrical brushes for wet sweep action
- Battery-powered

SCRUBTEC 743 SC

- Compact & highly manoeuvrable
- Large capacity tanks
- "Flip-up" head for easy brush change
- Aggressive brush pressures
- Parabolic break-away squeegee
- Two cylindrical brushes for wet sweep action
- Battery-powered

Technical Data:

			430 / 17"	430 / 17"	430 / 17"	430 / 17"
Cleaning width	mm/In		430 / 17"	430 / 17"	430 / 17"	430 / 17"
Brush size	mm/In		430 / 17"	430 / 17"	2 x 430 - Cylindrical	2 x 430 - Cylindrical
Squeegee width	mm		864	864	864	864
Theoretical capacity 4 km/h	m ² /h		1720	1720	1720	1720
Tank capacity, Solution/Recovery	l		42 / 42	42 / 42	42 / 42	42 / 42
Power source	V		24	24	24	24
Brush motor	Power	W	560	560	560	560
	Speed	RPM	200	200	1000	1000
	Pressure	kg	0-41	0-41	0-32	0-32
Vacuum motor	Power	W	560	560	560	560
	Type		Tangential	Tangential	Tangential	Tangential
Traction motor	Power	W	250	-	250	-
	Type		Transaxle	Brush assisted	Transaxle	None
	Speed m/min	km/h	0 - 61 / 0 - 3.66	-	0 - 61 / 0 - 3.66	-
Dimensions	L x W x H	mm	1238 x 483 x 1067	1238 x 483 x 1067	1238 x 483 x 1067	1238 x 483 x 1067
Weight with batteries		kg	157	148	163	155

Standard Equipment:

Squeegee	●	●	●	●
----------	---	---	---	---



◀ **SSB 430**
SSB 430 COMBI



◀ **SSE 430**

Clarke
TECHNOLOGY

The ALTO SSB / SSE 430 walk-behind scrubber dryers with compact design are easy to operate and it is simple to change the brushes for different kinds of floors.

SSB 430

- Compact and robust design
- Superior cleaning and water pick-up performance
- Break-away squeegee
- Clear recovery lid
- Brush assisted traverse
- Battery-powered

SSB 430 COMBI

- Compact and robust design
- Superior cleaning and water pick-up performance
- Break-away squeegee
- Clear recovery lid
- Brush assisted traverse
- Ready to use with batteries and charger
- Battery-powered

SSE 430

- Compact design
- Easy brush change
- Powerful brush and vacuum motor
- Ergonomic design
- Mains-powered

Technical Data:

Cleaning width	mm	430	430	430
Brush size	mm	430	430	430
Squeegee width	mm	715	715	715
Theoretical capacity 4 km/h	m ² /h	1720	1720	1720
Tank capacity, Solution/Recovery	l	33 / 33	33 / 33	35 / 35
Power source	V	24	24	230
Brush motor	Power	W	700	1200
	Speed	RPM	180	180
	Pressure	kg	40	40
Vacuum motor	Power	W	500	500
	Type		Tangential	Tangential
Traction motor	Type		Brush assisted	Brush assisted
Dimensions	L x W x H	mm	900 x 510 x 1050	900 x 510 x 1050
Weight without batteries	kg		64	64

Standard Equipment:

Squeegee	●	●	●
Brush, Polypropylene	●	●	●
Mains cable, 20 m			●
Battery 70 Ah Dry		●	
Charger		●	

Walk-Behind Scrubber Dryers



SCRUBTEC 343 ▲



SSE 350 ▲

Clarke
TECHNOLOGY

The new ALTO SCRUBTEC 343 line is extremely compact and ideal for all-round cleaning tasks; compact, easy to transport and very user friendly. Models available in both battery and mains-powered. The ALTO SSE 350 with extremely compact design is easy to operate even for inexperienced

SCRUBTEC 343 B COMBI

- Compact machine with high productivity
- Offset brush deck with side wheel
- Rugged roto moulded polyethylene tanks and chassis
- Additional storage wheel for easy transportation and to protect the brush when the machine is parked
- Battery-powered
- Ready to use with brush, batteries and on-board charger

SCRUBTEC 343 B

- Compact machine with high productivity
- Offset brush deck with side wheel
- Rugged roto moulded polyethylene tanks and chassis
- Additional storage wheel for easy transportation and to protect the brush when the machine is parked
- Battery-powered

SCRUBTEC 343 E

- Compact machine with high productivity
- Offset brush deck with side wheel
- Rugged roto moulded polyethylene tanks and chassis
- Additional storage wheel for easy transportation and to protect the brush when the machine is parked
- Mains-powered

SSE 350

- 2-disc brush system
- Quick tool connection
- Compact machine due to the flexible tank
- Cleans and vacuums forward and backwards
- Mains-powered

Technical Data:

Cleaning width	mm	430	430	430	330	
Brush size	mm	430	430	430	2 x 165	
Squeegee width	mm	730	730	730	380	
Theoretical capacity 4 km/h	m ² /h	1720	1720	1720	1320	
Tank capacity, Solution/Recovery	l	29 / 29	29 / 29	29 / 29	10 / 12	
Power source	V	24	24	230	230	
Brush motor	Power	W	520	520	1100	200
	Speed	RPM	160	160	150	200
Vacuum motor	Power	W	300	300	550	900
Traction motor	Type		Brush assisted	Brush assisted	Brush assisted	Brush assisted
Dimensions	L x W x H	mm	1020 x 570 x 860	1020 x 570 x 860	1020 x 570 x 860	550 x 390 x 410
Weight without batteries	kg		107.5 with batteries	160 with batteries	75	22

Standard Equipment:

Squeegee	●	●	●	●
Disc brush	●		●	
Disc brush (2 pcs)				●
Mains cable			● 20 m	● 7 m
Battery	●			
Charger	●			

Ride-On Scrubber Dryers



Accessories from page 93

Detergents from page 110

New

**Clarke
American-Lincoln
TECHNOLOGIES**



ENCORE R 38
▲ **ENCORE R 34**



SCRUBTEC R 586
▲ **SCRUBTEC R 571**
SCRUBTEC R 571 C

The new ALTO SCRUBTEC R is the ideal solution for high speed scrubbing, and close edge cleaning which reduce secondary operations.

ENCORE R 38

- 96 cm wide scrubbing path
- Large capacity solution and recovery tanks
- Break-away squeegee
- Brush and solution off in neutral
- Excellent line of sight

ENCORE R 34

- 86 cm wide scrubbing path
- Large capacity solution and recovery tanks
- Break-away squeegee
- Brush and solution off in neutral
- Excellent line of sight

SCRUBTEC R 586

- Superior cleaning and water pick-up performance
- Front wheel steering for great mobility and versatility
- Robust industrial design
- Break-away squeegee

SCRUBTEC R 571

- Superior cleaning and water pick-up performance
- Front wheel steering for great mobility and versatility
- Robust industrial design
- Break-away squeegee

SCRUBTEC R 571 C

- Superior cleaning and water pick-up performance
- Front wheel steering for great mobility and versatility
- Robust industrial design
- Break-away squeegee

Technical Data:

Cleaning width	mm	960	860	860	710	710
Squeegee width	mm	1070	1070	1016	838	838
Brush size	mm/In	2 x 480/19"	2 x 430/17"	2 x 430/17"	2 x 355/14"	2 x 710 Cylindrical
Vacuum motor	W	740 - 3 stage	740 - 3 stage	670 - 3 stage	670 - 3 stage	670 - 3 stage
Brush motors	W	2 x 1300	2 x 1300	2 x 925	2 x 740	2 x 550
Brush speed	RPM	300	300	300	300	750
Solution tanks	l	170	170	110	110	110
Recovery tanks	l	170	170	110	110	110
Power source		Battery 36 V	Battery 36 V	Battery 36 V	Battery 36 V	Battery 36 V
Capacity 4 km/h	m ² /h	5440	4865	3440	2840	2840
Dimensions L x W x H	mm	1816 x 1040 x 1295	1816 x 965 x 1295	1664 x 648 x 1260	1664 x 648 x 1260	1664 x 648 x 1260
Weight with batteries	kg	826	817	540	532	532

Standard Equipment:

Squeegee	●	●	●	●	●
Cylindrical brush x 2					●

Ride-On Sweeper-Scrubber Dryers



**Clarke
American-Lincoln**
TECHNOLOGIES



▲ 7760



ATS 53
▲ ATS 46



SMART 46 ▲
SMART 40

Rugged design, time-tested technology and user-friendly features are synonymous with high performance and cost efficiency.

7760

- Most productive sweeper-scrubber available
- Accu-Track squeegee system
- Easy to clean and tilt recovery tank
- Large solution and recovery tanks
- Ergonomically designed operator's compartment

ATS 53

- New vacuum system for improved performance and durability
- Wide scrubbing path
- Low or variable dump
- Accu-Track squeegee system
- Full shift cleaning capacity
- Brushes and solution off in neutral

ATS 46

- New vacuum system for improved performance and durability
- Wide scrubbing path
- Low or variable dump
- Accu-Track squeegee system
- Full shift cleaning capacity
- Brushes and solution off in neutral

SMART 46 / SMART 40

- Accu-Track squeegee system
- Hydraulic controlled steering
- Accu-Trol speed control
- Brushes and solution off in neutral
- Easy broom change without tools
- Easy hopper cleaning

Technical Data:

		7760	ATS 53	ATS 46	SMART 46 / SMART 40
Sweeping path	mm	1520	1524 (with side broom)	1524 (with side broom)	1170
Cleaning path	mm	1370	1346	1170	1170 / 1012
Hopper size	l	180 Manual dump/ 545 Variable dump	283	283	71
Vacuum motors	W	Hydraulic	2 x 550 - 3 stage	2 x 550 - 3 stage	2 x 735 - 3 stage
Brush motor		Hydraulic	Electric/Hydraulic	Electric/Hydraulic	3x1.25 / 2x1.25 kW
Brush speed	RPM	200	200	200	200
Solution tanks	l	380	265	265	208
Recovery tanks	l	380	265	265	208
Power source		Petrol/LP gas: 97 hp Ford Diesel: 47.3 hp Mitsubishi	Petrol /LP gas: 63 hp Ford Diesel: 37 hp Mitsubishi Battery: 36 V	Petrol/LP gas: 63 hp Ford Diesel: 37 hp Mitsubishi Battery: 36 V	Battery: 36 volt
Working speed	km/h	8	8	8	8
Capacity	m ² /h	10960	10800	9360	9350 / 8130
Dimensions L x W x H	mm	2718 x 1499 x 1562	2654 x 1321 x 1410	2654 x 1321 x 1410	2210 x 1168 x 1320
Weight	kg	1882	1170 (without battery) 1305 (gas/diesel)	1170 (without battery) 1305 (gas/diesel)	765 (without battery)

Standard Equipment:

Squeegee	●	●	●	●
Side broom	●	●	●	●

Polishers



Accessories on page 99

Detergents from page 110



▲ SPIN 43 DS



▲ SPIN 43 HS



▲ SPIN 43



▲ C2K 1600

**Clarke
TECHNOLOGY**

The SPIN and C2K range of polishers exceed the demands for stripping, scrubbing, wet/dry polishing, shampooing and floor polishing. Furthermore the C2K 1600 is also suitable for concrete grinding.

SPIN 43 DS

- Dual speed
- Quiet operation and long life
- Rugged steel tube and frame
- Extruded vinyl bumper protects inventory and machine
- Easy to operate
- Mains-powered

SPIN 43 HS

- High speed polisher
- Quiet operation and long life
- Rugged steel tube and frame
- Extruded vinyl bumper protects inventory and machine
- Easy to operate
- Mains-powered

SPIN 43

- Quiet operation and long life
- Rugged steel tube and frame
- Extruded vinyl bumper protects inventory and machine
- Easy to operate
- Mains-powered

C2K 1600

- 3 planetary gears ensure quiet operation and long life
- 1100 W powerful motor
- Rugged steel tube and frame
- Extruded vinyl bumper protects inventory and machine
- Mains-powered

Technical Data:

		SPIN 43 DS	SPIN 43 HS	SPIN 43	C2K 1600
Pad size	mm/In	430/17"	430/17"	430/17"	406/16"
Speed	RPM	190 or 380	450	180	200
Power source	V/~ /Hz	230/1~/50	230/1~/50	230/1~/50	230/1~/50
Motor	W	1500	1500	1200	1100
Gears	Type	Belt	Belt	Belt	3 x Planetary gears
Main cable length	m	12.5	12.5	12.5	15
Dimensions L x W x H	mm	575 x 440 x 1105	575 x 440 x 1105	575 x 440 x 1105	530 x 410 x 1150
Weight	kg	35.5	39	39	40
Pad driver size	mm	390	390	390	360

Carpet Extractors



Accessories on page 100

Detergents from page 110



Clarke
TECHNOLOGY

TW 1400 HD ▲

TW 400 ▲

TW 300 S ▲

HOME CLEANER ▲

Spray extraction units for all applications and area sizes. Simple operation, robust, stable design for commercial use. Maximum suction power for excellent cleaning results. High spraying capacity with carrying handles for convenient transportation. HOME CLEANER: Keeps your belongings intact. It saves you from replacing carpets and new furniture upholstery.

TW 1400 HD

- Variable pressure
- Super suction power
- Large container volume
- Mains-powered

TW 400

- Constant pressure
- Low weight - easy to transport
- Mains-powered

TW 300 S

- Compact spray extraction unit with extensive accessories
- Mains-powered

TW 300 CAR

- Compact spray extraction
- Super suction power
- Taylor made for upholstery cleaning
- Mains-powered

HOME CLEANER

- The all-round cleaner for carpets, furnitures and other upholstery elements
- Both wet & dry vacuuming*
- Mains-powered


Technical Data:

	mm	300	260	260	260	260
Working width	mm	300	260	260	260	260
Solution tank	l	35	15	8	8	8
Recovery tank	l	40	15	8	8	8
Pump pressure	bar	2-11	2.3	2	2	2
Power supply	V	230 (50 Hz)	230 (50 Hz)	230 (50 Hz)	230 (50 Hz)	230 (50 Hz)
Power consumption	W	1600	1100	1000	1000	1000
Water flow	l/min	9	3	2	2	2
Air flow	l/min	3200	2400	2400	2400	2400
Main cable length	m	15	7.5	7.5	7.5	7.5
Dimensions L x W x H	mm	820 x 410 x 840	680 x 360 x 420	390 x 390 x 520	390 x 390 x 520	390 x 390 x 520
Weight	kg	39	20	9.5	9.5	9.5

Standard Equipment:

Tubes and hose	●	●	●	●	●
Carpet tool	●	●	●	●	●
2-piece extension tube 2 x 0.5 m					● 15546
Suction hose with hand tube				●	● 48331
Upholstery adaptor and upholster nozzle				●	● 14295
Combination nozzle					● 302000477
Hard floor attachment					● 47896
Crevice nozzle					● 6084
Brush nozzle					● 5146

Accessories for Walk-Behind Sweepers FLOORTEC & BK models



STANDARD EQUIPMENT

	Pieces needed	FLOORTEC 560 B	FLOORTEC 560 P	FLOORTEC 550 B	FLOORTEC 550 P	BK 900	BK 800	FLOORTEC 380 M	Item No.
Main broom, Polypropylene	1	●	●						146 0748 000
	1			●	●				145 4792 000
	1					●			60642
	1						●		42320
	2							●	54772
Side broom, Polypropylene	1	●	●	●	●				145 1899 000
	1					●			60641
	1						●		42321
	2							●	303000296
Filter	1	●	●	●	●				145 4806 000

OPTIONS

Battery, 6 V/174 Ah, Tubular Monobloc	2	○	○						7116002
Charger - SMC 12 V, 20 Ah	1	○	○						7116213
Battery, 6 V/180 Ah, Maintenance free	2	○	○						7116127
Charger - SMC 12 V, 20 Ah	1	○	○						7116214
Battery, 12 V/85 Ah, Semi Traction Monobloc	1	○	○						7116006
Charger - SMC 12 V, 20 Ah	1	○	○						7116101
Battery, 12 V/100 Ah, Maintenance free monobloc	1	○	○						7116009
Charger - SMC 12 V, 20 Ah	1	○	○						7116215
Battery charger, on board assembly	1	○	○						146 0635 000
Filter Polyester BIA	1	○	○	○	○				145 4746 000
Filter Polyester Antistatic	1	○	○	○	○				146 0368 000
PRE-Filter	1	○	○	○	○				146 0782 000
Filter Shaker, Electronic Kit for Battery version only	1	○	○						146 2670 000
Main broom - Steel Mix D. 265x600	1	○	○						146 0750 000
Main broom - Steel Mix D. 265x500	1			○	○				145 4973 000
Main broom - PPL 0.7 D. 245x600	1	○	○						146 0751 000
Main broom - PPL 0.7 D. 245x500	1			○	○				146 0304 000
Main broom - Natural fibre D. 265x600	1	○	○						146 0749 000
Main broom - Natural fibre D. 265x500	1			○	○				145 4974 000
Main broom - Natural fibre D. 245x500	1				○	○			146 0305 000
Main broom - Natural fibre for carpet D. 245x600	1	○	○						146 0753 000
Main broom - Nylon D. 245x600	1	○	○						146 0752 000
Side broom - Steel Mix	1	○	○	○	○				145 4959 000
Side broom - Natural Fibre D. 180x420	1	○	○	○	○				145 4976 000
Side broom - Nylon D. 180x347	1	○	○	○	○				145 0678 000
Skirt - rear non marking	1	○	○						146 0743 000
Skirt - front / rear standard	1			○	○				146 0554 000
Skirt - front non marking	1				○	○			146 0586 000
Skirt - side non marking	1	○	○	○	○				146 0587 000
Skirt - front soft	1			○	○				146 0628 000
Wheel with brake	1	○	○	○	○				146 0569 000

● Standard accessory
○ Option/Supplementary accessory

↑ Number per machine, item no.
always consists of one piece.

Brushes for Walk-Behind Scrubber Dryers

	BRUSHES	Pieces needed	SCRUBTEC 795	SCRUBTEC 784	SCRUBTEC 770	ENCORE L 26	ENCORE L 2426	ENCORE S 2426	ENCORE L/S/E 20	SCRUBTEC 751	SCRUBTEC 743 ROTARY	SCRUBTEC 743 CYLINDRICAL	SSE/SSE 430 / SSE 430 COMBI	SCRUBTEC 343 B COMBI	SCRUBTEC 343 B	SCRUBTEC 343 E	SSE 350	Item No.
	Clean grit																	
	20" (Ø 508 mm)	1								○ ○								51474D
	19" (Ø 480 mm)	2	○															11432B
	17" (Ø 430 mm)	2	○															11430B
	17" (Ø 430 mm)	1									○							52541A
	14" (Ø 355 mm)	2			○													
	Super grit																	
	20" (Ø 508 mm)	1								○ ○								51450D
	19" (Ø 480 mm)	2	○															11433B
	17" (Ø 430 mm)	2	○															11425B
	17" (Ø 430 mm) - Light Grit	1									○							52543A
	14" (Ø 355 mm)	2			○													11426B
	Polypropylene																	
	20" (Ø 508 mm)	1								○ ○								51447D
	19" (Ø 480 mm)	2	○															11434B
	17" (Ø 430 mm)	2	○															11424B
	17" (Ø 430 mm)	1									○							52539A
	14" (Ø 355 mm)	2			○													11427B
	Soft nylon																	
	20" (Ø 508 mm)	1								○ ○								51482D
	19" (Ø 480 mm)	2	○															11435B
	17" (Ø 430 mm)	2	○															11428B
	17" (Ø 430 mm)	1									○							52540A
	14" (Ø 355 mm)	2			○													11429B
	Universal (5 different bristles)																	
	20" (Ø 508 mm)	1								○ ○								303000396
	19" (Ø 480 mm)	2	○															303000386
	17" (Ø 430 mm)	2	○															303000384
	17" (Ø 430 mm)	1									○							303000400
	14" (Ø 355 mm)	2			○													303000382
	Cylindrical																	
	Clean grit	2			○													30178A
	Supergrit	2			○													30179A
	Polypropylene	2			○													30176A
	Soft nylon	2			○													30177A
	Clean grit	2									○							30233A
	Brush abrasive												○					63238
	Brush Standard																	
	Nylon	2														●		62435
	Nylon	1														●		63239
	Polypropylene	1												○ ○ ○				8812891
	Light grit	1												○ ○ ○				909 5691 000
Clean grit	1												○ ○ ○				909 5692 000	
	Prolite	1												○ ○ ○				909 5693 000
	Union Mix	1												○ ○ ○				909 5694 000

↑ Number per machine, item no. always consists of one piece.

○ Option/Supplementary accessory

Pads and Pad drivers for Walk-Behind Scrubber Dryers



PADS

Pad, white (175-600 RPM)			Packed	SCRUBTEC 795	SCRUBTEC 784	SCRUBTEC 770	ENCORE L 2426	ENCORE S 2426	ENCORE L/S/E 20	SCRUBTEC 751	SCRUBTEC 743 ROTARY	SSE/SSB-430 / SSB-430 COMBI	SCRUBTEC 343 B COMBI	SCRUBTEC 343 B	SCRUBTEC 343 E	SSE 350	Item No.
20" (Ø 508 mm)	1		5						○	○							976067
19" (Ø 480 mm)	2		5	○													976062
17" (Ø 430 mm)	2/1*		5		○						○	○	○	○	○		976052
14" (Ø 355 mm)	2		5			○											976037
13" (Ø 330 mm)	2		5				○	○									976031
6.5" (Ø 165 mm)	2														○		62499



Pad, red (175-600 RPM)				SCRUBTEC 795	SCRUBTEC 784	SCRUBTEC 770	ENCORE L 2426	ENCORE S 2426	ENCORE L/S/E 20	SCRUBTEC 751	SCRUBTEC 743 ROTARY	SSE/SSB-430 / SSB-430 COMBI	SCRUBTEC 343 B COMBI	SCRUBTEC 343 B	SCRUBTEC 343 E	SSE 350	Item No.
20" (Ø 508 mm)	1		5								○	○					976068
19" (Ø 480 mm)	2		5	○													976063
17" (Ø 430 mm)	2/1*		5		○						○	○	○	○	○		976053
14" (Ø 355 mm)	2		5			○											976038
13" (Ø 330 mm)	2		5				○	○									976032
6.5" (Ø 165 mm)	2														○		62437



Pad, blue (175-600 RPM)				SCRUBTEC 795	SCRUBTEC 784	SCRUBTEC 770	ENCORE L 2426	ENCORE S 2426	ENCORE L/S/E 20	SCRUBTEC 751	SCRUBTEC 743 ROTARY	SSE/SSB-430 / SSB-430 COMBI	SCRUBTEC 343 B COMBI	SCRUBTEC 343 B	SCRUBTEC 343 E	SSE 350	Item No.
20" (Ø 508 mm)	1		5								○	○					976069
19" (Ø 480 mm)	2		5	○													976064
17" (Ø 430 mm)	2/1*		5		○						○	○	○	○	○		976054
14" (Ø 355 mm)	2		5			○											976039
13" (Ø 330 mm)	2		5				○	○									976034



Pad, brown (175-600 RPM)				SCRUBTEC 795	SCRUBTEC 784	SCRUBTEC 770	ENCORE L 2426	ENCORE S 2426	ENCORE L/S/E 20	SCRUBTEC 751	SCRUBTEC 743 ROTARY	SSE/SSB-430 / SSB-430 COMBI	SCRUBTEC 343 B COMBI	SCRUBTEC 343 B	SCRUBTEC 343 E	SSE 350	Item No.
20" (Ø 508 mm)	1		5								○	○					976070
19" (Ø 480 mm)	2		5	○													976065
17" (Ø 430 mm)	2/1*		5		○						○	○	○	○	○		976055
14" (Ø 355 mm)	2		5			○											976040
13" (Ø 330 mm)	2		5				○	○									976035
6.5" (Ø 165 mm)	2														○		62500



Pad, black (175-600 RPM)				SCRUBTEC 795	SCRUBTEC 784	SCRUBTEC 770	ENCORE L 2426	ENCORE S 2426	ENCORE L/S/E 20	SCRUBTEC 751	SCRUBTEC 743 ROTARY	SSE/SSB-430 / SSB-430 COMBI	SCRUBTEC 343 B COMBI	SCRUBTEC 343 B	SCRUBTEC 343 E	SSE 350	Item No.
20" (Ø 508 mm)	1		5								○	○					976170
19" (Ø 480 mm)	2		5	○													976166
17" (Ø 430 mm)	2/1*		5		○						○	○	○	○	○		976158
14" (Ø 355 mm)	2		5			○											976146
13" (Ø 330 mm)	2		5				○	○									976142



Pad driver assembly				SCRUBTEC 795	SCRUBTEC 784	SCRUBTEC 770	ENCORE L 2426	ENCORE S 2426	ENCORE L/S/E 20	SCRUBTEC 751	SCRUBTEC 743 ROTARY	SSE/SSB-430 / SSB-430 COMBI	SCRUBTEC 343 B COMBI	SCRUBTEC 343 B	SCRUBTEC 343 E	SSE 350	Item No.
20" (Ø 508 mm)	1										○	○					51453D
19" (Ø 480 mm)	2			○													17524B
17" (Ø 430 mm)	2				○												17520C
17" (Ø 430 mm)	1										○						10405A
17" (Ø 430 mm)	1											○	○	○			909 5695 000
14" (Ø 355 mm)	2					○											17521C
13" (Ø 330 mm)	2						○										17531A
13" (Ø 330 mm)	2							○									10140A
6.5" (Ø 165 mm)	2														○		62436
17" (Ø 430 mm)	1										○						63240






























* SCRUBTEC 784 needs 2

↑ Number per machine, item no. always consists of one piece.

○ Option/Supplementary accessory







Accessories for Walk-Behind Scrubber Dryers

STANDARD EQUIPMENT		Pieces needed	SCRUBTEC 795	SCRUBTEC 784	SCRUBTEC 770	ENCORE L 26	ENCORE L 2426	ENCORE S 2426	ENCORE L/S/E 20	SCRUBTEC 751	SCRUBTEC 743 ROTARY	SCRUBTEC 743 CIRCULAR	SSE/SSB 430 / SSB 430 COMBI	SCRUBTEC 343 B	SCRUBTEC 343 E	SSE 350	Item No.
Squeegee assembly																	
	1245 mm	1	●														18817K
	1118 mm	1	●														18816K
	997 mm	1		●													18815K
	990 mm	1			●												10068A
	813 mm	1				●	●	●	●	●	●	●					10129A
	720 mm	1											●	●	●		909 5702 000
	700 mm	1											●				303000198
Squeegee blades standard																	
	Inner	1			●												30914A
	Outer	1			●												30912A
	Inner	1				●	●	●	●	●	●	●					30066A
	Outer	1			●												30913A
	Outer	1				●	●	●	●	●	●	●					30067A
	Inner	1	●														30934A
	Outer	1	●														30935A
	Inner	1		●													30915A
	Inner	1				●											30091A
	Outer	1				●											30069A
	Inner	1											●	●	●		909 5569 000
	Outer	1											●	●	●		909 5568 000
Squeegee Kit (front & rear)																	
		1											●				65748
		2													●		62439
OPTIONS																	
Squeegee blades optional, Oil resistant																	
	Outer	1			○												30912L
	Outer	1			○												30913L
	Outer	1		○													30935L
	Outer	1				○	○	○	○	○	○	○					30067L
	Outer	1				○											30069L
Squeegee assembly																	
	813 mm	1				○											10129A
	990 mm	1				○	○	○	○	○	○	○					10068A
	740 mm	1			○												18818A
Off Aisle Spray Tool and vacuum Wand																	
		1		○	○												10892A
		1								○							10662A
		1				○	○										10150A
		1								○	○	○					10489A
Low voltage shut-off																	
	(Standard on the L-models)	1							○								14097A

↑ Number per machine, item no. always consists of one piece.

● Standard accessory ○ Option/Supplementary accessory

Accessories for Walk-Behind Scrubber Dryers



OPTIONS	Pieces needed	SCRUBTEC 795	SCRUBTEC 784	SCRUBTEC 770	ENCORE L 26	ENCORE L 2426	ENCORE S 2426	ENCORE L/S/E 20	SCRUBTEC 751	SCRUBTEC 743 ROTARY	SCRUBTEC 743 CYLINDRICAL	SSE/SSB 430 / SSB 430 COMBI	SCRUBTEC 343 B COMBI	SCRUBTEC 343 B	SCRUBTEC 343 E	SSE 350	Item No.
Electronic Solution Valve kit (S model)	1							○									10669A
Soft castor	2	○	○	○													52127A
	2				○	○	○										51092A
	1								○	○	○						61290A
Foam filled wheels	2	○	○	○													59955A
Accessory bag	1				○	○	○										30070A
ESP (Extended Scrup Productivity)	1	○	○	○													10894A
	1							○									10663A
Hour meter kit(Standard on the L-models)	1				○	○	○	○	○	○	○						10656A
Funnel	1				○	○	○										10177A
Tubes and carpet tool 4 carpet nozzles adapter, alu., 1 part suction nozzle 30 cm	1													○			7330
Upholstery tool plastic Suction nozzle with internal nozzle, 8 cm	1													○			6696
Upholstery tool aluminum Suction nozzle for the prof. user, with external nozzle, 9 cm	1													○			7335
Extension cable 12 m	1											○					25324
Extension cable 25 m	1											○		○			25323
Spray extraction kit complete Spray suction hose, Ø 32 mm, 2.5 m, hand part with 2 tubes, (stainless steel) carpet suction nozzle, hard floor adapter	1													○			62497
Solution filling hose 1.5 m	1													○			25265

● Standard accessory ○ Option/Supplementary accessory

↑ Number per machine, item no.
always consists of one piece.

Batteries for Walk-Behind Scrubber Dryers




	Pieces needed	SCRUBTEC 795	SCRUBTEC 784	SCRUBTEC 770	ENCORE L 26	ENCORE L 2426	ENCORE S 2426	ENCORE L/S 20	SCRUBTEC 751	SCRUBTEC 743 ROTARY	SCRUBTEC 743 CYLINDRICAL	SSB 430 / SSB 430 COMBI	SCRUBTEC 343 COMBI	SCRUBTEC 343 B	Item No.
Battery 100 Ah Maintenance free (2x12V)	2								○	○	○				7116009
Battery 150 Ah Semi-traction (2 x 12 V)	2							○							7116007
Charger 24 Volt, 20 A	1							○							7116097
Battery 100 Ah Maintenance free (2 x 12 V)	2							○							7116009
Charger 24 Volt, 20 A	1							○							7116107
Battery 180 Ah Single cells welded	1							○							7116192
Charger 24 Volt, 20 A	1							○							7116114
Battery 165 Ah Maintenance free welded	1							○							7116193
Charger 24 Volt, 20 A	1							○							7116115
Battery 247 Ah Semi-traction (4 x 6 V)	4				○	○	○								7116010
Charger 24 Volt, 30 A	1				○	○	○								7116113
Battery 180 Ah Semi-traction (4 x 6 V)	4				○	○	○								7116011
Charger 24 Volt, 20 A	1				○	○	○								7116114
Battery 150 Ah Semi-traction (2 x 12 V)	2				○	○	○								7116007
Charger 24 Volt, 20 A	1				○	○	○								7116097
Battery 240 Ah Single cells in steel tray	1				○	○	○								7116178
Charger 24 Volt, 30 A	1				○	○	○								7116113
Battery 180 Ah Maintenance free monobloc	4				○	○	○								7116127
Charger 24 Volt, 20 A	1				○	○	○								7116115
Battery 240 Ah Maintenance free monobloc	4				○	○	○								7116129
Charger 24 Volt, 30 A	1				○	○	○								7116169
Battery 220 Ah Maintenance free in steel tray	1				○	○	○								7116179
Charger 24 Volt, 20 A	1				○	○	○								7116180
Battery Semi traction monobloc 210 Ah, 6 Volt	6	○	○	○											303000165
Charger 36 Volt 20 A	1	○	○	○											7116109
Battery 180 Ah, Maintenance free monobloc	6	○	○	○											7116127
Charger 36 Volt, 20 A	1	○	○	○											7116111
Battery Tubular monobloc 175 Ah, 6 Volt	6	○	○	○											7116012
Charger 36 Volt, 20 A	1	○	○	○											7116108
Battery 12V, 40 Ah Maintenance free	2									○	○	○			7116001
Charger 24 Volt, 20 A	1									○	○	○			7116124
Battery 12V, 95 Ah Semi-traction	2									○					7116006
Charger 24 Volt, 20 A	1									○					7116106
Battery 12V, 70 Ah Maintenance free	2							○	○	○	○	○	○		7116162
Charger 24 Volt, 20 A	1									○	○	○			7116105

↑ Number per machine, item no. always consists of one piece.

● Standard accessory ○ Option/Supplementary accessory

Accessories for Polishers



ACCESSORIES

Pad driver Super Grip

	CZK 1600	SPIN 43	SPIN 43 HS	SPIN 43 DS	Item No.
	<input type="radio"/>				37007A
		<input type="radio"/>			63240
			<input type="radio"/>	<input type="radio"/>	303000367

Pads (175-600 RPM) Packed

Color	Size	Packed	CZK 1600	SPIN 43	SPIN 43 HS	SPIN 43 DS	Item No.
White	16" (Ø 406 mm)	5	<input type="radio"/>				976047
	17" (Ø 430 mm)	5		<input type="radio"/>	<input type="radio"/>	<input type="radio"/>	976052
Red	16" (Ø 406 mm)	5	<input type="radio"/>				976048
	17" (Ø 430 mm)	5		<input type="radio"/>	<input type="radio"/>	<input type="radio"/>	976053
Blue	16" (Ø 406 mm)	5	<input type="radio"/>				976049
	17" (Ø 430 mm)	5		<input type="radio"/>	<input type="radio"/>	<input type="radio"/>	976054
Brown	16" (Ø 406 mm)	5	<input type="radio"/>				976050
	17" (Ø 430 mm)	5		<input type="radio"/>	<input type="radio"/>	<input type="radio"/>	976055
Black	16" (Ø 406 mm)	5	<input type="radio"/>				976154
	17" (Ø 430 mm)	5		<input type="radio"/>	<input type="radio"/>	<input type="radio"/>	976158

Brush Polypropylene

	CZK 1600	SPIN 43	SPIN 43 HS	SPIN 43 DS	Item No.
	<input type="radio"/>				51704A
		<input type="radio"/>	<input type="radio"/>	<input type="radio"/>	63239

Polishing brush

	CZK 1600	SPIN 43	SPIN 43 HS	SPIN 43 DS	Item No.
	<input type="radio"/>				410953

Abrasive coated scrubbing brush

	CZK 1600	SPIN 43	SPIN 43 HS	SPIN 43 DS	Item No.
	<input type="radio"/>				51443A
		<input type="radio"/>	<input type="radio"/>	<input type="radio"/>	63238

Steel wire brush

	CZK 1600	SPIN 43	SPIN 43 HS	SPIN 43 DS	Item No.
	<input type="radio"/>				410903

Nylon carpet

	CZK 1600	SPIN 43	SPIN 43 HS	SPIN 43 DS	Item No.
	<input type="radio"/>				51498A
		<input type="radio"/>	<input type="radio"/>	<input type="radio"/>	63242

Grinding disc

	CZK 1600	SPIN 43	SPIN 43 HS	SPIN 43 DS	Item No.
	<input type="radio"/>				450212
Replacement stone one (use 6)	<input type="radio"/>				451212

OPTIONS

Spray buff attachment

	CZK 1600	SPIN 43	SPIN 43 HS	SPIN 43 DS	Item No.
	<input type="radio"/>				440570
		<input type="radio"/>	<input type="radio"/>	<input type="radio"/>	63236

Solution tank assembly

	CZK 1600	SPIN 43	SPIN 43 HS	SPIN 43 DS	Item No.
	<input type="radio"/>				50026B
		<input type="radio"/>	<input type="radio"/>		63237

Weight kit

	CZK 1600	SPIN 43	SPIN 43 HS	SPIN 43 DS	Item No.
	<input type="radio"/>				10086A

○ Option/Supplementary accessory

Accessories for Carpet Extractor



STANDARD EQUIPMENT

Spray and suction hose complete
With sleeves, nipple and coupling
Ø 38 mm, 4 m
Ø 32 mm, 3 m
Suction hose. Ø 32 mm, 3 m
Spray hose



TW 1400 HD
TW 400
TW 300
TW 300 CAR

Item No.

•
•
• •
• •

7338
7311
34484
7359

Tubes and carpet adapter
Single nozzle, metal, two parts, suction nozzle
4 nozzles, aluminium, one part, suction nozzle

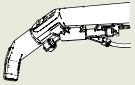


• • ○ ○
○ • • ○

7310
7330

OPTIONS

Upholstery tool
Plastic, with internal nozzle
Aluminium with external nozzle



○ ○ ○ ○
○ ○ ○

6696
7335

Pre-spray lance
With 10 m spray hose, nipple and coupling



○ ○ ○ ○

11553

Hard floor scrubbing adapter
Metal, one part, suction nozzle, 3 nozzles with scrub brush



○ ○

11550

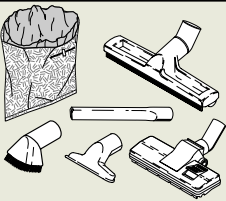
Filter element
Insert for vacuuming function



○ ○

11552

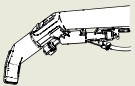
Vacuum cleaner set
Consists of:
Combi nozzle
Water vacuuming nozzle
Universal nozzle
Crevice tool
Suction brush
3-piece Vacuum cleaning tube
Dust bag for 13 l (10 pack)



○ ○

7341
8046
7270
14295
6084
5146
11551
6695


Hand adapter
Consists of furniture nozzle, clutch valve and spray nozzle



○ ○

47511

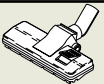
Vacuum tube
Chromium-plated, 3 parts



○ ○

11551

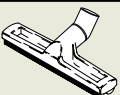
Combi-nozzle
Plastic



○ ○

302000477

Water vacuuming nozzle
Plastic, 300 mm



○ ○

63992

Crevice tool
Plastic



○ ○

6084

Universal nozzle
Plastic



○ ○

14295

Suction brush
Plastic



○ ○

5146

○ Option/Supplementary accessory

Nilfisk-ALTO Pressure Washers for Domestic Use

– How to choose the pressure washer that best suits your needs



PRO

Range

The PRO range is the top range of the Nilfisk-ALTO high pressure washers. Here you get ergonomic comfort in a powerful design. The Nilfisk-ALTO PRO range of products offers outstanding performance and is suitable for larger cleaning tasks round the house and for semi-professional tasks.

To ensure extra strength and security, the PRO machines are equipped with Superflex - steel armed hoses, ceramic pistons, brass cylinder head and metal pump.

Other great features for the sturdy PRO machines are the pressure and water regulation, the integrated connection between high pressure outlet and hose reel to ensure easy set up, and the integrated storage of nozzles and accessories. Finally, large (40 x 200 mm) wheels and the robust handle ensures good mobility and ease of transportation.

EXCELLENT

Range

The EXCELLENT range consists of two models, one of which is modular and can be built up. Both models are equipped with a lot of practical features and accessories and comes equipped with the CLICK&CLEAN nozzle concept that makes it easy and quick to change between different nozzles, easy storage of hose and cable on special cable hooks. Furthermore, they can be used as stationary units from the wall or be stored on the wall with a special wall hook and thereby saving space.

The modular version: is a pressure washer, that offers the user total flexibility as the 4 basic "building blocks" can be connected/disconnected without the use of tools.

The "all-round" model: Has comfortable wheels and extra space for storage of hose and accessories. The design gives a sturdy and robust look, in line with our PRO range.


COMPACT

Range

The COMPACT range, consists of three models, and is the perfect choice if you need a handy machine for the most common cleaning tasks.

The entry model C 110 has a performance of max. 110 bar. This model is easy to store and carry around, and due to the upright design it ensures good mobility and working position.

The C 120 models are robust and efficient machines with a performance of max. 120 bar. The upright design and the wide wheels make these machines highly mobile. C 120 comes equipped with the CLICK&CLEAN nozzle concept that makes it easy and quick to change between different nozzles. Furthermore, they can be stored on the wall with a special wall hook and thereby saving space.



Nilfisk-ALTO PRO



▲ P 160.1-15 X-TRA



▲ P 150.1-10 B

The Nilfisk-ALTO PRO range of products offers outstanding performance and is suitable for larger cleaning tasks round the house and for semi-professional tasks.



P 160.1-15 X-TRA

- For tough and frequent use
- Integrated hose reel
- Manometer
- Flow and pressure regulation
- Compact nozzles
- Ceramic pistons - brass cylinder head
- Removable integrated detergent tank
- Steel armed hose
- Spray gun with quick connection and swivel
- Automatic start/stop

P 150.1-10 B

- For tough and frequent use
- Compact nozzles
- Brass cylinder head
- Pressure regulation
- Removable integrated detergent tank
- Steel armed hose
- Spray gun with quick connection and swivel
- Automatic start/stop

Technical Data:

	max	bar/MPa	P 160.1-15 X-TRA	P 150.1-10 B
Pump pressure	IEC		10-160 / 1-16	10-150 / 1-15
			10-150 / 1-15	10-140 / 1-14
Water flow, Min. – Max.		l/h	570-650	540-610
Max. inlet temp.		°C	60	60
Power consumption		A	14.5	12.6
Voltage		V	230	230
Electric motor rated input		kW	3.3	2.9
Weight		kg	24.5	23
Dimensions L x W x H		mm	394 x 391 x 955	394 x 391 x 955
Hose length		m	15	10
Cable length		m	5	5

Standard Equipment:

TORNADO PR nozzle	● 6411187	● 6411187
Powerspeed nozzle	● 6411054	● 6411054
Trolley	●	●
Hose reel	●	

Nilfisk-ALTO EXCELLENT



**Nilfisk
ALTO**
Why Compromise

Accessories on page 108

Detergents on page 113



▲ E 145.1-15 S X-TRA



▲ E 135.1-10



▲ E 140.1-9 S X-TRA



▲ E 130.1-8

**Wap
KEW**
TECHNOLOGIES

The Nilfisk-ALTO EXCELLENT range of domestic pressure washers offers along with a good performance level, a high level of comfort, flexibility and user-friendliness. The obvious solution for all kinds of outdoor cleaning tasks.



E 145.1-15 S X-TRA

- Stationary use
- Integrated hose reel
- Integrated storage for cable and standard equipment
- Pressure regulation
- Spray gun with quick connection and swivel
- Garden Hose reel
- CLICK&CLEAN nozzle concept
- Automatic start/stop

E 135.1-10

- Integrated reel for hose and electric cable
- Pressure regulation
- Spray gun with quick connection and swivel
- CLICK&CLEAN nozzle concept
- Automatic start/stop

E 140.1-9 S X-TRA

- Stationary use
- Integrated hose reel
- Pressure regulation
- CLICK&CLEAN nozzle concept
- Automatic start/stop

E 130.1-8

- Integrated storage for hose, cable and standard equipment
- Pressure regulation
- CLICK&CLEAN nozzle concept
- Automatic start/stop

Technical Data:

	max IEC	bar/MPa	E 145.1-15 S X-TRA	E 135.1-10	E 140.1-9 S X-TRA	E 130.1-8
			Pump pressure		10-145 / 1-14.5	10-135 / 1-13.5
			10-135 / 1-13.5	10-125 / 1-12.5	10-135 / 1-13.5	10-125 / 1-12.5
Water flow, Min. – Max.		L/h	420-500	450-500	420-500	450-500
Max. inlet temp.		°C	60	60	60	60
Power consumption		A	9	9	9	9
Voltage		V	230	230	230	230
Electric motor rated input		kW	2.1	2.1	2.1	2.1
Weight		kg	24.5	21.5	17.0	17.0
Dimensions L x W x H		mm	440 x 420 x 990	440 x 500 x 990	325 x 360 x 920	325 x 400 x 920
Hose length		m	15	10	9	8
Cable length		m	15	10	5	5

Standard Equipment:

	E 145.1-15 S X-TRA	E 135.1-10	E 140.1-9 S X-TRA	E 130.1-8
CLICK&CLEAN TORNADO PR nozzle	● 6411762	● 6411761	● 6411762	● 6411761
CLICK&CLEAN Powerspeed nozzle	● 6411133	● 6411133	● 6411133	● 6411133
CLICK&CLEAN Auto brush	● 6411131			
CLICK&CLEAN Foam sprayer, with bottle	● 6411132	● 6411132	● 6411132	● 6411132
Trolley	● 6526250	● 6526250	●	●
Wall bracket	● 106411342		● 106411386	
Hose reel	● 106411343			

Nilfisk-ALTO COMPACT



Accessories on page 108

Detergents on page 113



▲ C 120.1-10 X-TRA



▲ C 120.2

New



▲ C 110.1 X-TRA

New

The Nilfisk-ALTO COMPACT range for typical domestic cleaning tasks like cleaning of flagstones, stairways, vehicles with a moderate use.



C 120.1-10 X-TRA

- Integrated storage for hose, cable and standard equipment
- Pressure regulation
- CLICK&CLEAN nozzle concept
- Automatic start/stop
- Hose reel for storage of hose

C 120.2-6

- Integrated features
- Metal pump
- Integrated trolley
- Pressure regulation
- CLICK&CLEAN nozzle concept
- Storage of gun, nozzles, foam sprayer, hose and cable

C 110.1-5 X-TRA

- Compact unit with trolley
- Metal pump
- Storage of hose, gun and nozzles

Technical Data:

	max IEC	bar/MPa	C 120.1-10 X-TRA 10-120 / 1-12 10-110 / 1-11	C 120.2-6 10-120 / 1-12 10-100 / 1-10	C 110.1-5 X-TRA 10-110 / 1-11
Pump pressure					
Waterflow, Min-Max		l/h	380-440	350-520	310-440
Max. Inlet temp.		°C	40	40	40
Power consumption		A	7.4	7.5	6.1
Voltage		V	230	230	230
Electric motor rated input		kW	1.7	1.7	1.4
Weight		kg	15.5	8.4	6.7
Dimensions L x W x H		mm	295 x 400 x 850	267 x 276 x 816	246 x 269 x 635
Hose length		m	10	6	5
Cable length		m	5	5	5

Standard Equipment:

CLICK&CLEAN TORNADO PR nozzle	● 6411764	● 6411764	
CLICK&CLEAN Powerspeed nozzle	● 6411133	● 6411133	
CLICK&CLEAN Foam sprayer, with bottle	● 6411132	● 6411132	
Trolley	●	●	●
Multispeed nozzle			● 126486825
Powerspeed nozzle			● 126486826
Foam sprayer and bottle			● 126486828
Hose reel	●		

Steamers



**Wap
KEW**
TECHNOLOGIES



▲ STEAMTEC 5 IH

▲ STEAMTEC 520

▲ STEAMTEC 312

Steamers are the most efficient way to loosen and remove dirt, stains on car seats, carpets and furniture. And when it is time to clean the kitchen or bathroom the steamer is ideal for removing dirt and debris and disinfecting in one easy step.

STEAMTEC 5 IH

- Refilling is possible while working with steam due to the extra pressure less water tank
- Ironing function
- Stainless steel boiler
- Short heating time due to the powerful heater
- High steam pressure makes it very efficient
- Big rear wheels and front caster makes operation easy
- Large accessory range as standard
- Meets all standards and it is very safety to use
- Compact design, easy storage

STEAMTEC 520

- Steam control on the handle
- Ironing function
- Stainless steel boiler
- Short heating time due to the powerful heater
- High steam pressure makes it very efficient
- Big rear wheels and front caster makes operation easy
- Large accessory range as standard
- Meets all standards and it is very safety to use
- Compact design, easy storage

STEAMTEC 312

- Easy to carry do to the smart trigger gun/machine construction
- Short heating time due to the powerful heater
- Stainless steel boiler
- High steam pressure makes it very efficient
- Easy to use, one button control
- Big rear wheels and front caster makes operation easy
- Large accessory range as standard
- Meets all standards and it is very safety to use
- Compact design, easy storage

Technical Data:

Heating capacity	W	1500	1500	1600
Voltage	V	230	230	230
Water tank capacity	l	0.7 + 1.5	2	1.2
Max. operating pressure	bar	3.5	4.2	3.8
Steam temperature (boiler)	°C	140	150	145
Heat up time approx	min/l	Continual flow	6.8	6
Dimensions L x W x H	mm	395 x 285 x 250	385 x 275 x 220	360 x 245 x 250
Weight	kg	4.6	3.4	3.2
Hose length	m	2	2	2

Standard Equipment:

Steam gun with hose	303000437	●	●	●
Detail nozzle	303000429	●	●	●
Brush adaptor	303000424	●	●	●
Detail brush, nylon		●	●	●
2 x Extension tubes	303000422	●	●	●
Floor brush	303000419	●	●	●
Window nozzle	303000426	●	●	●
Funnel	303000428	●	●	●
Floor cloth	303000423	●	●	●

Wet & Dry Vacuum Cleaners

New



Push&Clean
Filter Cleaning System



AERO 25 ▲

AERO 20 INOX ▲

AERO 20 ▲

BUDDY 18 ▲

BUDDY 15 ▲

The new AERO is a light and easy to transport machine with a corrosion-proof container. The AERO is as close as you can get to industrial equipment at a consumer price. With the new AERO the consumer get high performance in a small package with a huge working capacity and low working sound level.

The new Nilfisk-ALTO BUDDY range is a small package for everyone who needs to pick up Wet & Dry debris. BUDDY, for home, car, workshop and hobby: The powerful helper against any dirt, whether it is wet or dry.

	AERO 25-21	AERO 25-11	AERO 20-21	AERO 20-01 INOX	AERO 20-11	AERO 20-01	BUDDY 18	BUDDY 15
	<ul style="list-style-type: none"> • Push&Clean filter cleaning • Convenience socket • AutoOnOff • Accessory holder • Accessory organiser • Cable hook • Filter cartridge • Wet filter • 25 ltr container • Chassis with two castors and two wheels 	<ul style="list-style-type: none"> • Push&Clean filter cleaning • Convenience socket • Accessory holder • Accessory organiser • Cable hook • Filter cartridge • Wet filter • 25 ltr container • Chassis with two castors and two wheels 	<ul style="list-style-type: none"> • Push&Clean filter cleaning • Convenience socket • Accessory holder • Cable hook • Filter cartridge • Wet filter • 20 ltr container • Chassis with two castors and two wheels • AutoOnOff 	<ul style="list-style-type: none"> • Push&Clean filter cleaning • Four castors • Accessory holder • Cable hook • Filter cartridge • Wet filter • 20 ltr metal container 	<ul style="list-style-type: none"> • Push&Clean filter cleaning • Convenience socket • Accessory holder • Cable hook • Filter cartridge • Wet filter • 20 ltr container • Chassis with two castors and two wheels 	<ul style="list-style-type: none"> • Push&Clean filter cleaning • Accessory holder • Cable hook • Wet filter • 20 ltr container • Two castors and two wheels 	<ul style="list-style-type: none"> • Wet filter • Filter bag • 18 l container • Castor wheel • Two wheels for stability • Accessory holder 	<ul style="list-style-type: none"> • Wet filter • Filter bag • 15 l container • Castor wheel • Two wheels for stability • Accessory holder

Technical Data:

		3600	3600	3600	3600	3600	3600	3600	3600
Air flow rate	l/min.	190/19	190/19	180/18	180/18	180/18	180/18	160/16	160/16
Vacuum	mbar/kPa	1400	1400	1300	1300	1300	1300	1300	1300
Power	P _{max} W	230/1~/50	230/1~/50	230/1~/50	230/1~/50	230/1~/50	230/1~/50	230/1~/50	230/1~/50
Mains connection	V/~/Hz	67	67	67	67	67	67	69	69
Working sound level	dB(A)	25	25	20	20	20	20	18	15
Container volume	l	380 x 375 x 545	380 x 375 x 545	380 x 375 x 485	380 x 375 x 485	380 x 375 x 485	380 x 375 x 485	385 x 320 x 455	385 x 320 x 420
Dimensions L x W x H	mm	5.9	5.9	5.7	6.7	5.7	5.7	4.2	3.9
Weight w/o accessories	kg	5	5	5	5	5	5	5	5
Cable	m								

Standard Accessories:

	● 2.5 m	● 2.5 m	● 2.5 m	● 1.9 m	● 1.9 m	● 1.9 m	● 1.9 m	● 1.9 m
Suction hose, Ø 32 mm	● 2 x Alu Silber	● 2 x Alu Silber	● 2 x Alu Silber	● 2 x Plastic	● 2 x Plastic	● 2 x Plastic	● 2 x Plastic	● 2 x Plastic
Extension tube	●	●	●	●	●	●	●	●
Hand tube with suction control	●	●	●	●	●	●	●	●
Power tool adapter	●	●	●	●	●	●	●	●
Floor nozzle	●	●	●	●	●	●	●	●
Turnable floor nozzle	●	●	●	●	●	●	●	●
Crevice nozzle	●	●	●	●	●	●	●	●
Universal nozzle	●	●	●	●	●	●	●	●
Brush nozzle	●	●	●	●	●	●	●	●
Filter bag + Wet filter	● 302002404	● 302002404	● 302002404	● 302002404	● 302002404	● 302002404	● 302002403	● 302002403
Filter element	● 63990	● 63990	● 63990	● 63990	● 63990	● 63990	● 63990	● 63990

Central Vacuum Systems



**Wap
KEW**
TECHNOLOGIES



▲ CENTIX 60
CENTIX 60 PREMIUM



▲ CENTIX 50 PREMIUM



▲ CENTIX 40



▲ CENTIX 20

Nilfisk-ALTO CENTIX: Central vacuum system means that the unit is installed outside of the living area, vacuuming becomes much easier and more comfortable, the only thing you hear is a silent whispering. Since the dust is vented outside the house you also get a healthier home environment. The CENTIX 60 and 60 Premium can also be used as a mobile vacuum cleaner in the garage, for the car or for the terrace. Fitting is simple. Whether your home is brand new or centuries old, a central vacuum cleaner can be installed, without special knowledge or expertise.



CENTIX 60 PREMIUM

- For Central Vacuum System
- High performance
- Low noise
- Large container volume

CENTIX 60

- For Central Vacuum System
- High performance
- Low noise
- Large container volume

CENTIX 50 PREMIUM

- For Central Vacuum System
- High performance
- Low noise
- Large container volume
- Display

CENTIX 40

- For Central Vacuum System
- High performance
- Low noise
- Large container volume

CENTIX 20

- For Central Vacuum System
- High performance
- Low noise





Technical Data:

		CENTIX 60 PREMIUM	CENTIX 60	CENTIX 50 PREMIUM	CENTIX 40	CENTIX 20
Air flow rate	l/min.	3600	3600	3300	3300	3120
Vacuum	mbar/KPa	230/23	230/23	240/24	240/24	220/22
Power	Pmax W	1500	1500	1700	1700	1500
Main connection	V/~/Hz	230/1~/50	230/1~/50	230/1~/50	230/1~/50	230/1~/50
Container volume	l	27	27	25	25	14
Dimensions L x W x H	mm	390 x 380 x 570	390 x 380 x 570	780 x 440 x 400	780 x 440 x 400	480 x 400 x 400
Weight w/c accessories	kg	10	10	6.7	6.5	5.5
Cable	m	5	5	3	3	3

Standard Equipment:

Suction hose, 32 mm dia., 9 m with Start/Stop	● 302001288		● 302001288		
Suction hose, 32 mm dia., 9 m		● 302001207		● 302001207	● 302001207
Curved hand tube	●	●	●	●	●
Telescopic tube, chrome	● 302001206	● 302001206	● 302001206	● 302001206	● 302001206
Combi floor nozzle	● 302000962	● 302000962	● 302000962	● 302000962	● 302000962
Crevice nozzle	● 6084	● 6084	● 6084	● 6084	● 6084
Universal nozzle	● 14295	● 14295	● 14295	● 14295	● 14295
Suction brush	● 5146	● 5146	● 5146	● 5146	● 5146
Hose holder	● 302001210	● 302001210	● 302001210	● 302001210	● 302001210
Filter bag	● 302000449	● 302000449	● 147 0771 010	● 147 0771 010	● 147 0770 010
Filter element	● 63990	● 63990	●	●	●

Accessories for PRO, EXCELLENT & COMPACT





ACCESSORIES

	P 160.1-15 X-TRA	P 150.1-10 B	E 145.1-15 S X-TRA	E 135.1-10	E 140.1-9 S X-TRA	E 130.1-8	C 120.1-10 X-TRA	C 120.2-6	C 110.1 X-TRA	Item No.
GARDEN BRUSH										
Rotating brush for garden furniture cleaning	○	○	○	○	○	○	○	○	○	106411325
Replacement brush for the Garden brush	○	○	○	○	○	○	○	○	○	106411327
Rim brush										
Rotating brush for vehicle rims cleaning	○	○	○	○	○	○	○	○	○	106411326
Replacement brush for the Rim brush	○	○	○	○	○	○	○	○	○	106411328
CLICK&CLEAN Powerspeed										
Used for cleaning of ingrained and stubborn dirt on hard surfaces			●	●	●	●	●	●	○	6411133
CLICK&CLEAN foam sprayer with bottle										
			●	●	●	●	●	●	○*	6411132
CLICK&CLEAN Multi angle adapter										
The tube can stepwise be angled by 90°			○	○	○	○	○	○	○*	6411138
CLICK&CLEAN Auto nozzle										
High pressure nozzle optimized for cleaning vehicles. 80° wide spray angle for quick cleaning			○	○	○	○	○	○	○*	6411136
CLICK&CLEAN Auto brush										
With split bristles. Swivel in connection. Squeegee to remove water.			●	○	○	○	○	○	○*	6411131
CLICK&CLEAN Underchassis nozzle										
Low pressure nozzle with a fixed bend of 90° and a 65° spray picture			○	○	○	○	○	○	○*	6411135
CLICK&CLEAN Auto kit										
The complete set for cleaning vehicles Contains: CLICK&CLEAN Auto nozzle, Auto brush, Underchassis nozzle, 0.55 l, Car Combi Cleaner, 0.55 l Oil & Grease Cleaner, 0.55 l Alu Cleaner, 2 x applicator			○	○	○	○	○	○	○*	6411134
CLICK&CLEAN tube with Tornado PR nozzle										
Used to upgrade old Nilfisk-ALTO spray guns to the CLICK&CLEAN nozzle concept			●	●	●	●	●	●	○	6411137
PATIO CLEANER										
The optimum solution for cleaning flagstones, walls and other large surfaces	○	○	○	○	○	○	○	○	○	6411150
Water sand blasting set										
For effective removal of rust, paint, etc. on hard surfaces										
Red colour code	○	○								6410758
Green colour code			○	○	○	○	○	○	○	6410891
Extension high pressure hose										
Standard 7 m hose – thread coupling		○				○	○	○		6410760
Standard 7 m hose – quick coupling	○	○	○	○						106411346
Superflex 7 m hose – quick coupling	○	○	○	○						6411048
Drain & tube cleaner – 15 m										
For easy cleaning of blocked drains, pipes or rain gutters	○	○	○	○	○	○	○	○	○	6410766
Rotary brush										
For quick, tough cleaning results	○	○	○	○	○	○	○	○	○	6410762
Underchassis lance										
Underchassis lance for bayonet couplings	○	○	○	○	○	○	○	○	○	6410763
Water inlet filter										
	○	○	○	○	○	○	○	○	○	106411231
Water suction set										
	○	○			○	○	○			106411232
Stationary kit for E 135.1 / E 145.1										
2 x wall brackets. 1 x corner protection – Updates trolley versions to a stationary solution			●	○						106411342
Water hose reel										
For complete incl. 20 m hose (inner part)			●	○						106411343
Wall bracket, For storage of										
P160.1 / P150.1 / E 130.1 / 140.1 / C 120.1 / C 120.2	○	○		●	○	○	○			106411386
Wall storage for accessories										
	○	○	○	○	○	○	○	○	○	106411344
Corner protection										
Protect the pressure hose from sharp corners			●	○						106411345

● Standard Accessories ○ Supplementary Accessories































































* need item no. 6411137

Accessories for Wet & Dry, CENTIX and STEAMTEC

	BUDDY 15, 18	AERO 20, 20 INOX, 25	CENTIX 20	CENTIX 40, 50 PREMIUM	CENTIX 60 & PREMIUM	STEAMTEC 51H	STEAMTEC 520	STEAMTEC 312	Item No.
									
Installation kit 2 - Contains needed parts for installation of central vacuum system, with two suction sockets.			<input type="radio"/>	<input type="radio"/>	<input type="radio"/>				302001193
									
Installation kit 3 - Contains needed parts for installation of central vacuum system, with three suction sockets.			<input type="radio"/>	<input type="radio"/>	<input type="radio"/>				302001194
Vac' Pan			<input type="radio"/>	<input type="radio"/>	<input type="radio"/>				302001263
Suction Socket (wall, square)			<input type="radio"/>	<input type="radio"/>	<input type="radio"/>				302001614
Suction Socket (wall, rectangular)			<input type="radio"/>	<input type="radio"/>	<input type="radio"/>				302001257
9 m Hose with Auto Start/Stop on curved hand tube			<input type="radio"/>	<input type="radio"/>	<input type="radio"/>				302001288
Garage socket			<input type="radio"/>	<input type="radio"/>	<input type="radio"/>				302001718
House kit									
The complete set for indoor vacuum cleaning contains:	<input type="radio"/>	<input type="radio"/>	<input type="radio"/>	<input type="radio"/>	<input type="radio"/>				63988
1 x Radiator brush nozzle For easy cleaning of radiators and blinds									5144
1 x Brush nozzle 230 mm length For cleaning delicate surfaces									6086
1 x Universal nozzle 115 mm width For vacuuming upholstery and small surfaces									14295
Auto kit									
The complete set for vacuum cleaning of vehicles contains:	<input type="radio"/>	<input type="radio"/>	<input type="radio"/>	<input type="radio"/>	<input type="radio"/>				63989
1 x Suction brush With soft bristles for vacuuming dashboard and other surfaces									5146
1 x Rubber diagonal tube nozzle For cleaning larger surfaces and floor mats									5067
1 x Universal nozzle 115 mm width For vacuuming upholstery and small surfaces									14295
Filter element:									
	<input type="radio"/>								302002405
		<input type="radio"/>							63990
Filter bags:									
(PU 4 + 1) 4 fleece filterbags + 1 Wet filter (PU 5 pcs)			<input type="radio"/>						302002404
(PU 3 pcs)				<input type="radio"/>					302000449
(PU 3 pcs)				<input type="radio"/>					147 0770 010
(PU 3 pcs)				<input type="radio"/>					147 0771 010
(PU 4+1 pcs) 4 fleece filterbags + 1 Wet filter	<input type="radio"/>								302002403
Water suction nozzle 300 mm	<input type="radio"/>	<input type="radio"/>							63992
Accessory Organizer with Tool adapter			<input type="radio"/>						302002407
Turbine carpet suction brush, 300 mm wide, with brush and vacuum function	<input type="radio"/>	<input type="radio"/>	<input type="radio"/>	<input type="radio"/>	<input type="radio"/>				54118
STEAMER OPTIONS:									
Steam iron SI						<input type="radio"/>	<input type="radio"/>		303000407
Teflon sole plate for iron						<input type="radio"/>	<input type="radio"/>		303000421
Ironing board						<input type="radio"/>	<input type="radio"/>		28807
Cover for iron board						<input type="radio"/>	<input type="radio"/>		66025
Detail brush kit (2 Nylon 1 Brass)						<input type="radio"/>	<input type="radio"/>	<input type="radio"/>	303000420
Corner brush						<input type="radio"/>	<input type="radio"/>	<input type="radio"/>	303000427
Scraper (Wallpaper)						<input type="radio"/>	<input type="radio"/>	<input type="radio"/>	303000430
Carpet nozzle						<input type="radio"/>	<input type="radio"/>	<input type="radio"/>	303000425
Kit Detail Brush 2 plastic, 1 Brass, Brush adaptor, Corner brush, Carpet nozzle, Detail nozzle, Scraper (Wallpaper)						<input type="radio"/>	<input type="radio"/>	<input type="radio"/>	303000431
Micro fibre cloth for floor tool						<input type="radio"/>	<input type="radio"/>	<input type="radio"/>	303000519
Micro fibre cloth for Corner brush						<input type="radio"/>	<input type="radio"/>	<input type="radio"/>	303000520

● Standard Accessories ○ Supplementary Accessories

Vehicle Cleaning

	PRODUCT	SOILING	FIELDS OF APPLICATION	TECHNIQUE	SIZE	ITEM. NO.	
PREWASH	RIM TOP Basic rim cleaner Dilution: 5-10%; pH: 2.5 (1% solution)	▼ ●	Cleaning of steel and light alloy wheel rims	   *	10 l 25 l	80935 81215	
	ALLOSIL Coarse dirt remover Dilution: 1-5%; pH: 10 (1% solution)	● ■	Precleaning or main cleaning of cars, trucks, busses, fork-lift trucks, etc.	    	10 l 25 l 220 kg	81237 81209 81238	
	ACTIVE SHAMPOO Foam cleaner – neutral Dilution: 0.1-0.5%; pH: 7 (1% solution)	●	Cleaning of cars, particularly in brush washing installations, but also in high-pressure and self-service car washes, etc.	    	25 l 220 kg	81216 80874	
MAIN WASH	SUPER PLUS Foam cleaner – alkaline Dilution: 0.1-0.5%; pH: 10.5 (1% solution)	● ■	Cleaning of cars, trucks, busses and commercial vehicles in self-service car washes or by high pressure cleaner	    	10 l 25 l 220 kg 1000 kg	81170 81220 81083 81093	
	PROWASH P Foam cleaner – alkaline/powder Dilution: 0.05-0.2%; pH: 10.7 (1% solution)	● ■	Cleaning of cars, trucks, busses and commercial vehicles in self-service car washes or by high pressure cleaner	    	25 kg	80825	
	AUTOACTIVE Shampoo Dilution: 0.1-0.5%; pH: 9.5 (1% solution)	● ■	Cleaning of cars, trucks, busses and commercial vehicles in self-service car washes or by high pressure cleaner	    	10 l 25 l 220 kg 1000 kg	81136 81218 80748 80833	
	ACTIVE FOAM Shampoo and wax effect – neutral Dilution: 0.1-0.5%; pH: 7 (1% solution)	●	Cleaning of cars in brush washing installations with feeble or too short drying zone	     	10 l 25 l 220 kg	81296 81217 80873	
	SAPHIRE Shampoo and wax effect – alkaline Dilution: 0.1-0.5%; pH: 10 (1% solution)	● ■	Cleaning of cars, trucks, busses and commercial vehicles in self-service car washes or by high pressure cleaner	    	10 l 25 l 220 kg 1000 kg	81180 81219 81182 81183	
	ACIDO Special cleaner Dilution: 1-3%; pH: 2 (1% solution)	▼ ● ★	Special cleaning of trucks, commercial vehicles, tarpaulins, boxes, washing bays, etc.	    *  *	10 l 25 l	81204 81205	
	INSECT REMOVER AL Alkaline insect remover. Dosing: 1-5 %; pH: 9,7 (1 %)	■ ●	Removal of insects from windscreens and care bodywork.	   	10 l 25 l 220 kg	308000150 308000151 308000152	
	TRUCK CLEANER AL Alkaline cleaner. Dosing: 0,3-0,5 %; pH: 9,8 (1 %)	■ ●	Removal of greases, oil, mineral dirt. Cleaning of trucks and busses.	   	25 l	308000153	
	CARE & CONSERVATION	QUICK DRY Drying aid – concentrated Dilution: 0.05-0.2%; pH: 5 (1% solution)	◆	For care and quick drying of vehicles in self-service and brush washing installations	   	25 l 200 l	81221 81080
		ACTIVE WAX Conservation agent with waxes Dilution: 0.1-0.2%; pH: 5 (1% solution)	◆	For care and quick drying of vehicles in self-service and brush washing installations	   	10 l 25 l 200 l	81177 81222 81081
AUTODRY Drainage agent Dilution: 0.05%; pH: 5.5 (1% solution)		◆	For scale-free drying of vehicles which are washed without osmosis water	 	10 l	81175	

EXPLANATION OF SYMBOLS:

- Greases, oils, soot, proteins, blood
- Sand, dirt, light oil and grease
- ▼ Lime, rust, cement
- ★ Bacteria, viruses, fungi
- ◆ Care, conservation, gloss, machine protection

* Suitable, but not for continuous use. Please read the product description carefully!

Industrial & Buildings

	PRODUCT	SOILING	FIELDS OF APPLICATION	TECHNIQUE	SIZE	ITEM NO.
INDUSTRIAL FLOORS AND WORKING SURFACES	ACIDO All-round cleaner – acid. Dilution: 1-10%; pH: 2 (1% solution)	▼ ● ★	Rust transformer/rust dissolver, lime/cement haze remover in trade and industry; disinfectant agent in foodstuffs-related sectors.	*	10 l 25 l	81204 81205
	UNIVERSAL All-round cleaner – neutral. Dilution: 0.5-10%; pH: 7 (1% solution)	●	Various cleaning tasks on a wide range of particularly delicate surfaces in trade and industry.		10 l 25 l 220 kg 1000 kg	80930 81225 80932 80944
	J 25 MULTI All-round cleaner – alkaline. Dilution: 1-10%; pH: 9.5 (1% solution)	● ■	Cleaning of industrial and commercial floors, motor vehicles, steel parts, motors/machines, walls, facades, working surfaces, etc.		10 l 25 l 220 kg 1000 kg	80923 81228 8418 81171
	COMBI ACTIVE All-round cleaner – strongly alkaline. Dilution: 1-10%; pH: 13 (1% solution)	■	Cleaning of sturdy industrial floors, steel parts, motors/machines, working surfaces, etc.		10 l 25 l 220 kg 1000 kg	81172 81229 8316 81053
	SHAMPOO P All-round cleaner – powder. Dilution: 0.3-1%; pH: 10.7 (1% solution)	■	Cleaning of industrial and commercial floors, motor vehicles, steel parts, motors/machines, walls, facades, working surfaces, etc.		25 kg	8385
	DES 3000 Disinfection cleaner. Dilution: 1-5%; pH: 9.5 (1% solution)	● ■ ★	Floor and hard surface cleaning in slaughterhouses, bakeries, butchers' shops, cheese-making plants, canteens, agriculture, pharmaceuticals plants, etc.		10 l 25 l	80933 81241
	DES 4000 Sour disinfectant liquid. pH value 4.8 (1% solution).	● ★	For disinfection of washable surfaces, like soils, walls as well as stables, epidemic mats, crossing basins and animal trucks.		25 l	308 000 005
	ALKAFOAM Foam cleaner. Dilution: 1-5%; pH: 12 (1% solution)	● ■	Hard surface cleaning of machines, walls, working surfaces and tiles, etc., particularly in slaughterhouses and butchers' shops.		10 l 25 l 220 kg	81239 81231 81240
	PHOSPHAT Phosphating agent. Dilution: 0.5-1%; pH: 5.5 (1% solution)	● ■	Temporary corrosion protection for iron parts in metal processing plants.		25 l 220 kg 1000 kg	81232 8439 80886
	PHOSPHAT P Phosphating agent – powder. Dilution: 0.25-0.8%; pH: 5 (1% solution)	● ■	Temporary corrosion protection for iron parts in metal processing plants.		25 kg	81233
VARIOUS APPLICATIONS	BACTERIA STOP Disinfection agent. Dilution: 0.0005%; pH: 7 (1% solution)	★	For combating bacteria in phosphating baths.		1 l	8414
	UNIKAL PLUS Solvent-based cold cleaner. Dilution: apply neat; pH: not applicable	■	Metal processing plants and workshops.		10 l 25 l	81173 81234
	CONSEX FORTE Motor vehicle conservation agent remover. Dilution: apply neat; pH: not applicable	■	Wax and preservative removal from motor vehicles in metal processing plants.		25 l 200 l	81223 8322
	SUPER BLAST P Sandblasting agent for high-pressure units. Dilution: apply neat via wet spraying attachment; pH: not applicable	▼	Rust and paint removal and smoothing of sturdy industrial and commercial surfaces.		25 kg	8379
	ARMEX Abrasive agent for "Soft Blasting", baking soda and slightly alkaline pH: 8.2 (1% Solution)	■	Cars and buses, trucks and vans, hard floor, metal industry and special purpose.		25 kg	5218617



Phosphating plants



Automatic floor cleaners



Single-disc machines



Manual cleaning



Consumer high pressure washers

* Suitable, but not for continuous use. Please read the product description carefully!



Floor Care

PRODUCT **SOILING** **FIELDS OF APPLICATION** **TECHNIQUE** **SIZE** **ITEM NO.**












	PRODUCT	SOILING	FIELDS OF APPLICATION	TECHNIQUE	SIZE	ITEM NO.
HARD FLOORS	QUICK FRESH Maintenance cleaner with refreshing effect. Dilution: 1-5%; pH: 7 (1% solution)	●	Daily floor cleaning in hotels, restaurants, car showrooms, office buildings, supermarkets, schools, exhibition rooms, DIY markets, etc.		10 l 25 l	81074 81226
	WAX CLEAN Maintenance cleaner with gloss effect Dilution: 1-3%; pH: 7 (1% solution)	●	Daily floor cleaning in hotels, restaurants, car showrooms, office buildings, supermarkets, schools, exhibition rooms, DIY markets, etc.		10 l	81212
	INTENSIVE All-round cleaner. Dilution: 3-10%; pH: 9.3 (1% solution)	● ■	Various cleaning applications on a wide range of surfaces in trade and industry.		10 l 25 l 220 kg 1000 kg	81137 81227 80804 80840
	TORNADO Basic cleaner. Dilution: 3-10%; pH: 11 (1% solution)	■	Basic cleaning of sturdy commercial and industrial floors for removing coatings, films or very severe soiling.		10 l 25 l 220 kg 1000 kg	80940 81230 80491 308000055
	ACTIVE ACID Rust and cement haze remover. Dilution: 1-5%; pH: 1.5 (1% solution)	■ ▼	Special cleaning of sturdy commercial and industrial floors.		10 l 25 l	81174 81224
	SPOT-EX Rubber scuff mark remover. Dilution: apply neat; pH: 6 (1% solution)	■	Floor cleaning in warehouses, workshops, DIY markets, supermarkets, industrial buildings with stacker and rubber markings.		6 x 1 l 10 l	81316 81207
TEXTILE FLOORS	TOP WASH Spray extraction cleaner. Dilution: 1-5%; pH: 8 (1% solution)	●	Textile and hard floor cleaning in office buildings, schools, hotels, restaurants, banks, exhibition rooms, etc.		6 x 1 l 10 l 220 kg	8467 80937 308000090
	TOP WASH P Spray extraction cleaner. Dilution: 1-5%; pH: 10 (1% solution)	●	Textile floor cleaning in office buildings, schools, hotels, restaurants, banks, exhibition rooms, etc.		6 x 1 kg 8 kg	81100 81033
CARE	PRO GLOSS Floor gloss emulsion. Dilution: apply neat; pH: 7 (1% solution)	◆	Floor sealing with gloss effect in schools, hotels, car showrooms, restaurants, supermarkets, medical practices, etc.		10 l	81078
	PROTECTOR Floor polymer dispersion. Dilution: apply neat; pH: 7 (1% solution)	◆	Floor sealing for lasting protection in schools, hotels, car showrooms, restaurants, supermarkets, medical practices, etc.		10 l	81077
ANCILLARY PRODUCTS	FOAM STOP Anti-foaming agent. Dilution (waste water tank): 0.05%; pH: 7 (1% solution)	◆	Foam combating for cleaning tasks with extreme foam development in the recovery tank.		6 x 1 l 10 l	8469 80938
	ODOUR STOP Odour combating agent. Dilution: 2-10%; pH: 7 (1% solution)	★	Odour combating on surfaces and in machines in trade and industry.		1 l	81176

EXPLANATION OF SYMBOLS:





- Greases, oils, soot, proteins, blood
- Sand, dirt, light oil and grease
- ▼ Lime, rust, cement
- ★ Bacteria, viruses, fungi
- ◆ Care, conservation, gloss, machine protection

* Suitable, but not for continuous use. Please read the product description carefully!

Consumer

	PRODUCT	SOILING	FIELDS OF APPLICATION	TECHNIQUE	SIZE	ITEM NO.
CONSUMER	STONE & WOOD CLEANER Wood, stone and moss cleaner. Dilution: 3%; pH: 8 (1% solution)	● ★	Walls, paths, roofs, wooden surfaces, garages, fences, etc.	 	4 x 2.5 l	308000098
	METAL CLEANER Metal cleaner. Dilution: 1-3%; pH: 9 (1% solution)	● ■	Garden equipment, motors, machines, metal fences, tools, etc.	 	4 x 2.5 l	308000096
	PLASTIC CLEANER Plastic cleaner. Dilution: 1-3%; pH: 9 (1% solution)	● ■	Plastic garden furniture, walls, floors, cupboards, etc.	 	4 x 2.5 l	308000097
	CAR COMBI CLEANER Car shampoo with wax effect. Dilution: 1-3%; pH: 8 (1% solution)	●	Motor vehicles, bicycles, motorbikes, minibuses, etc.	 	4 x 2.5 l	308000095
	GARDEN SET Cleaning set	● ■	See Stone & Wood Cleaner, Metal Cleaner and Plastic Cleaner	 	4 x 2.5 l	6411042
	WOOD CLEANER Wood cleaner. Dilution: 25%; pH: approx 11,5	● ■	Primarily used on hard wood (garden furniture), but can also be used on all wood types		4 x 2.5 l	308000099

Care & Maintenance of Machines and Plants

	PRODUCT	SOILING	FIELDS OF APPLICATION	TECHNIQUE	SIZE	ITEM NO.
HIGH-PRESSURE UNIT	ANTI STONE Scaling protection agent. Dilution: Pour neat into the scaling protection agent tanks; pH: 7.5 (1% solution)	◆	Mobile and stationary high-pressure cleaners and comparable systems		6 x 1 l 10 l 25 l	8466 80919 81235
	STONE EX Descaling agent. Dilution: Pour neat into the water tank; pH: 2.7 (1% solution)	▼	Mobile and stationary high-pressure cleaners and comparable systems		10 l 25 l	81191 81236
WASHING SYSTEMS	BROXO P Regeneration salt for osmosis plants. Dilution: Pour neat into the saline tank; pH: not applicable	◆	Washing systems and phosphating plants with water softeners / osmosis	 	25 kg	8338



Phosphating plants



Automatic floor cleaners



Single-disc machines



Manual cleaning



Consumer high pressure washers

* Suitable, but not for continuous use. Please read the product description carefully!



Self Service Systems


Commercial car wash is a market with a large potential for the future.

For more than 25 years, Nilfisk-ALTO CarWash has been a pioneer and specialist. The concentration on self-service and centre car wash stations with facility management is an important basis for the success in this market segment. For any activities the economic success is always the centre of attention.

Either individual modules or turnkey projects, Nilfisk-ALTO CarWash Division can offer the customer a solution for every location: from the compact car wash to the car wash centre. Fully developed in details. Modern, attractive, flexible. The car wash facilities are economic and profitable for the investor and perfectly designed for wash customers' use.

With more than 1000 locations in Europe our success and expertise is unquestioned.

For further information please see www.nilfisk-alto-carwash.com



SELF SERVICE SYSTEMS:
Business for money
making.

On our web-site www.nilfisk-alto.com you can find following information and support:

- Product information
- Photo-Service On-line
- After sales service information
- Find your nearest Service Center
- Service/Technical Information
- Service manuals
- Brochures
- Trouble shooting guide
- Spare part catalogues
- Contacts - Worldwide
- News and exhibitions
- Get to know Nilfisk-ALTO
- Ask us



Dealer:

Nilfisk-ALTO (division of Nilfisk Advance A/S) is the number one professional cleaning equipment company with a turnover of 630 million € and 3800 employees. We are located in all main European countries, US and Asia with our headquarters in Denmark and production facilities in Germany, Denmark, Hungary, Singapore, China, Italy and the US.

We supply quality high pressure washers, vacuum cleaners and floor care equipment to agriculture, automotive and industrial companies, cleaning contractors and private consumers. Nilfisk-ALTO is a product driven company with focus on innovation and growth. We believe in developing and maintaining long lasting relationships with our customers, suppliers and employees.

Nilfisk ALTO

Why Compromise