


# Nilfisk-ALTO

## - CAR WASH SELF SERVICE

*Reliability, efficiency, profitability*



# Nilfisk ALTO

*Why Compromise*

*Wap*  
**KEW**

TECHNOLOGIES



# SELF SERVICE PRESSURE WASHERS

*Optimal cleaning - optimal profits*

## Nilfisk-ALTO NEPTUNE SB – the mobile solution

Nilfisk-ALTO now offers a full line of products for self service applications. The result is lower running costs, shorter down time, reliability... cleaning efficiency for your clients and greater profits for you.

Nilfisk-ALTO is at the forefront of latest product innovations bringing additional user comfort, efficiency and excellent cleaning effect.

Alone in the high pressure line, Nilfisk-ALTO has made the greatest progress in industrial and commercial cleaning technique.

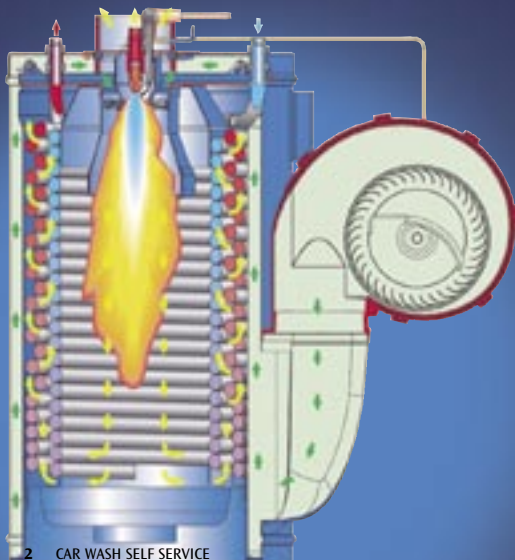


▲ **Coin/control box**  
*The easy to use control interface enables your customers to get quickly down to cleaning without confusion.*

▲ **Serviceability**  
*Serviceability starts with accessibility. All components can be reached in seconds and the EasyClean service crane will reduce down time and maintenance on the boiler.*

The Nilfisk-ALTO NEPTUNE SB is the ideal mobile self service unit, combining cleaning efficiency, serviceability and low running costs.

The Nilfisk-ALTO NEPTUNE SB benefits from the innovative technology developed for the standard hot water NEPTUNE line.



◀ *The innovative Nilfisk-ALTO boiler system ensures a 92% efficiency rate, well above new European legislation levels. The clean combustion means less maintenance requirements. And, above all, the new system offers significant reductions in fuel costs. This in turn means higher profits for you.*



design award  
winner  
**2004**



**Technical data:**

		NEPTUNE SB
<b>Pump:</b>		
Pressure self service	bar	80
Cleaning impact	kg/Force	2.7
Water flow, max.	l/h	825
Water Flow, Q <sub>iec</sub>	l/h	750
Max. inlet temp	°C	40
Temp., max.	°C	80
<b>Motor:</b>		
Power consumed	kW	2,5
Voltage/phase/frequency	V~/Hz/A	400/3/50
Pump	RPM	1450
Fuel tank / heating tank	l	35
<b>Standard features:</b>		
Weight	kg	194
Dimensions (L x W x H)	mm	1190 x 702 x 1240
Fuel tank capacity	l	35
Fuel consumption	kg/h	4,3
Detergent tank capacity	l	15
<b>Standard accessories:</b>		
Gun		•
Lance		Universal
Nozzle		2507
El cable	m	5
HP hose	m/ø	10/DN8
Article.No.		301002023


**Nilfisk-ALTO – your partner for profits**

*Nilfisk-ALTO machines mean lower running costs. The result is more profits and quicker pay-back time for your investment. Our sales teams can help you calculate the pay-back time.*

*The coin-operated Neptune SB is a standard high-pressure cleaner permitting conversion into a coin-operated high-pressure cleaner in a few easy stages and is also ideally suited as a pre-wash unit, for example in coin-operated car washes.*

**SilentPower**  
Quit impact

**EcoPower**  
High Performance



▲ *The latest technology motor pump units are slow running – meaning longer lifetime and also much lower noise levels. Lower running costs and additional user comfort are achieved.*



# SELF SERVICE PRESSURE WASHERS

*Optimal cleaning – optimal profits*



## Nilfisk-ALTO AUTO BOOSTER – the fixed solution

Nilfisk-ALTO AUTO BOOSTER draws on the new stationary pressure washer concepts and technology, to guarantee reliable, low cost and efficient cleaning performance, offering you a real money-maker.

Low running costs and space requirements: Nilfisk-ALTO AUTO BOOSTER means low running costs and higher profits!

- Low fuel consumption
- Low electrical consumption
- Low water consumption

And of course, the high level of serviceability means reduced down time and maintenance costs!

The small footprint of only 0,73 m2 means that this unit will not take up much space!

### ▲ Control panel

Choose 5 cleaning programmes and 3 detergents for an optimal effect. The control panel and programme selection is easy to understand.

### Ergonomics

Your customers will benefit from easy, comfortable cleaning. A sure fire way to ensure that they keep coming back again and again...

- Spring assisted boom facilitates movement around the vehicle and reduces tiredness
- Easy to use, theftproof, foam brush system
- Simple selector switch for wash cycle operation
- Remaining cleaning time display
- Low noise level due to the 1450 rpm motor pump units

### Quality Cleaning

- Ideal car cleaning performance at 70 bar, 500 l/h, 60°C ensure excellent cleaning effect without damage to paintwork
- Choice of 3 detergents and up to 5 programmes: pre-spraying & insect removal, main hot wash, foam brush, wax and cold rinse

al, main hot wash, foam brush, wax and cold rinse

- Optional water softener unit ensures quality effect without staining

### Reliability

- Long working life thanks to 1450 rpm motor pump units and EcoPower boiler
- Optional water softener unit protects the boiler from hard water
- Stainless steel cabinet and frame protect against corrosion
- Internal heater, cabinet insulation and closed circuit frost protection protect against low temperatures

### Flexibility

The Nilfisk-ALTO AUTO BOOSTER is available in both diesel and electrically heated versions.



### ▲ Assisted Boom

The assisted boom means you have ease of movement around the vehicle, cleaning without effort




### ▲ Internal heater/frost protection

The Nilfisk-ALTO AUTO BOOSTER is equipped standard with an internal heater and cabinet insulation for protection against cold weather. A frost protection ensures the same level of protection in even lower temperatures.



### ▲ Water softener

The Nilfisk-ALTO AUTO BOOSTER can be equipped with a water softener, ensuring longer working life, protection of internal components and also an optimal cleaning effect.



*Coin mechanism will accept various currencies and coin sizes, incl. tokens through self-learning programme. Coiner display shows remaining time countdown.*

Water Softener Kit*	107370970
Anti-Wax towels	24307 (wet); 24308 (dry)

(for wiping down windscreen after waxing)

\* Factory mounted option

#### Detergents

Nilfisk-ALTO offers a wide range of detergents for a complete wash cycle. Nilfisk-ALTO detergents are highly ecological and developed for use especially with our machines, a guarantee of long life and reliability.

Pre-Spray, Allosil, 25 l	item no 81209
Insect Remover 25 l	item no 3080000151
Main Wash, Sapphire, 25 l	item no 81219
Super Plus, 25 l	item no 81220
Wax, Active Wax, 25 l	item no 81222
Protection, Anti-Stone, 10 l	item no 80919

#### Technical data:

Pressure	bar	70-100*
Cleaning impact	kg/Force	2
Water Flow, Q <sub>rec</sub>	l/hr	500
Water Flow, min. (½ flow)	l/hr	250
Max. inlet temp.	°C	30
Water temp.	°C	20 - 60
Heating time from 10°C to 60°C	min	na
Temp after 5 minutes use	°C	na
*0370 Nozzle=100 bar		
Power consumed	kW	4.5
	V~/Hz/A	400/3/50/10.8
		230/3/50/15.3
Pump	RPM	1450
Fuel tank	l	33
Fuel consumption (ΔT=45°C)*	kg/h	2.6
Detergent tanks		3 x 25 l
Sound level- LpA	dBA	69
Weight	kg	280
Dimensions (L x W x H)	mm	1670 x 1025 x 715
HP hose	m/ø	7.5/DN 6

#### Standard accessories:

Winter gun	106402240
Lance	106402169
Lance holder	●
Ceramic pistons	●
Internal heater	●
Cabinet insulation	●
Assisted hose boom	●
Closed circuit frost protection	●
Water softener	option
Stainless steel frame	●
Stainless steel coil	option
Detergents	3
Wash programmes	5
Electronic coin box	●
Manual programme selector	●
Brush attachment	●

Wash programmes	
Hot/cold water + detergent A	●
Hot/cold water + ½ flow + detergent B	●
Hot/cold water/cold water rinse (high pressure)	●
Hot/cold water + ½ flow + detergent C (wax)	●
Hot/cold water rinse (high pressure)	●

#### AUTO BOOSTER 5-20D

Pressure	70-100*
Cleaning impact	2
Water Flow, Q <sub>rec</sub>	500
Water Flow, min. (½ flow)	250
Max. inlet temp.	30
Water temp.	20 - 60
Heating time from 10°C to 60°C	na
Temp after 5 minutes use	na
*0370 Nozzle=100 bar	
Power consumed	4.5
	400/3/50/10.8
	230/3/50/15.3
Pump	1450
Fuel tank	33
Fuel consumption (ΔT=45°C)*	2.6
Detergent tanks	3 x 25 l
Sound level- LpA	69
Weight	280
Dimensions (L x W x H)	1670 x 1025 x 715
HP hose	7.5/DN 6

#### AUTO BOOSTER 5-20E12

Pressure	70-100*
Cleaning impact	2
Water Flow, Q <sub>rec</sub>	500
Water Flow, min. (½ flow)	250
Max. inlet temp.	30
Water temp.	20 - 60
Heating time from 10°C to 60°C	10.2
Temp after 5 minutes use	44.1
*0370 Nozzle=100 bar	
Power consumed	16.5
	400/3/50/28
Pump	1450
Fuel tank	na
Fuel consumption (ΔT=45°C)*	na
Detergent tanks	3 x 25 l
Sound level- LpA	68
Weight	226
Dimensions (L x W x H)	1670 x 1025 x 715
HP hose	7.5/DN 6

Winter gun	106402240
Lance	106402169
Lance holder	●
Ceramic pistons	●
Internal heater	●
Cabinet insulation	●
Assisted hose boom	●
Closed circuit frost protection	●
Water softener	option
Stainless steel frame	●
Stainless steel coil	option
Detergents	3
Wash programmes	5
Electronic coin box	●
Manual programme selector	●
Brush attachment	●

Wash programmes	
Hot/cold water + detergent A	●
Hot/cold water + ½ flow + detergent B	●
Hot/cold water/cold water rinse (high pressure)	●
Hot/cold water + ½ flow + detergent C (wax)	●
Hot/cold water rinse (high pressure)	●

Winter gun	106402240
Lance	106402169
Lance holder	●
Ceramic pistons	●
Internal heater	●
Cabinet insulation	●
Assisted hose boom	●
Closed circuit frost protection	●
Water softener	option
Stainless steel frame	●
Stainless steel coil	option
Detergents	3
Wash programmes	5
Electronic coin box	●
Manual programme selector	●
Brush attachment	●

Wash programmes	
Hot/cold water + detergent A	●
Hot/cold water + ½ flow + detergent B	●
Hot/cold water/cold water rinse (high pressure)	●
Hot/cold water + ½ flow + detergent C (wax)	●
Hot/cold water rinse (high pressure)	●



# SELF SERVICE VACUUM CLEANERS

*Success is the name of the game*



▲ **Automatic hose retraction**  
prevents that the hose remains  
on the ground after vacuuming.

**For an easy maintenance**  
Simply lift up the suction  
units ...



... and take out the tank  
for emptying. The hose  
does not need to be  
disconnected

## Endurance Concept

- Best protection against corrosion with galvanized and powder coated sheet metal
- SoftStart: a gentle start reduces engine wear, while the reduction in start-up power is easy on the fuses
- Long-life marathon drive featuring single-phase voltage and high efficiency

## Safety-Concept


- Efficient protection against damages through vandalism thanks to hidden hinges and electronics
- Robust structure with screws that are only accessible from the inside
- Hidden coin box that denies outside access
- NoProblem Concept
- Extremely easy to operate
- Easy dirt disposal and emptying of coin box
- Quick filter servicing; convenient setting of suction time

## EarnMoney Concept

- Low maintenance costs, little service required
- Standard counting device for coins
- "Euro-fit"
- The electronic allows you to throw in even more than one coin by adding up value and suction time
- Strong cleaning performance ensures highly satisfied customers ... who will keep coming back

## HiTech Concept

- High performance vacuum cleaners with a strong, robust drive
- Reliable high-suction performance – puts an end to any dirt, be it coarse ...or fine, moist or dry
- Choice of universal or marathon drive



## ▲ The marathon drive

Our marathon drive perfectly unites the advantages of a single-phase AC engine (230 V) and the longevity of a three-phase current engine. The turbo drive uses a spark-free AC engine without any wear on the charcoal brushes. This – combined with the long-life turbine bearings – ensures higher efficiency and a life cycle that's approx. 10 times longer than that of a universal engine. In addition, reliable thermo protectors prevent overheating.



**SB STATION MARATHON  
SB STATION**

- High vacuum power
- High air suction rate
- Soft Start
- Hose retraction

**SB TANDEM MARATHON  
SB TANDEM**

- High vacuum power
- High air suction rate
- Small space requirement with high yield
- Soft Start
- Hose retraction

Technical data:		SB STATION MARATHON	SB TANDEM MARATHON	SB STATION	SB TANDEM
Air flow rate	l/min	4200	2 x 4200	4000	2 x 4000
Vacuum	mbar	250	2 x 250	235	2 x 235
Power	Pmax W	1500	2 x 1500	1700	2 x 1700
	PIEC W	1200	2 x 1200	1400	2 x 1400
Mains connection	V/~/Hz	230/1~/50-60	230/1~/50-60	230/1~/50-60	230/1~/50-60
Container volume	l	30	2 x 30	30	2 x 30
Weight	kg	90	115	90	115
Dimensions (L x W x H)	mm	822 x 546 x 2034	1183 x 546 x 2034	822 x 546 x 2034	1183 x 546 x 2034
Standard accessories:					
4-m suction hose, 50 mm dia		●	2 x ●	●	2 x ●
Crevice nozzle		●	2 x ●	●	2 x ●
Insert cloth filter		●	2 x ●	●	2 x ●
Disposal bag		●	2 x ●	●	2 x ●



◀ All units are also available in most oil company colours and for token or coins



# A CLEAN INVESTMENT THAT WILL PAY OFF

## Nilfisk-ALTO SELF SERVICE SYSTEMS

Care and car cleaning is a market with continuous growing potential. Start with us and make a good profit doing it. From individual modules to our full service line, Nilfisk-ALTO offers made-to-measure solutions, from compact system to the complete WaschBär® Centre. Done to perfection, down to the smallest detail.

Modern, attractive and flexible. And while these systems are economical and profitable for you, their operation is just as perfect for your customers, i.e. economical, environmentally friendly and gentle on paint.

The WaschBär® Partner System\* - the security of a strong network ALTO's technical know-how and business experience have been combined in the WaschBär® Partner System. The WaschBär® offers a solid basis for business, is characterised by clear commercial principles and ensures the security of a strong network.

Nilfisk-ALTO can offer each of the presented models in your own, personalised colour. Just consult your local Nilfisk-ALTO contact person.



Nilfisk-ALTO is the number one professional cleaning equipment company with a turnover of 630 million € and 3800 employees. We are located in all main European countries, US and Asia with our headquarters in Denmark and production facilities in Germany, Denmark, Hungary, Singapore, China, Italy and the US.

We supply quality high pressure washers, vacuum cleaners and floor care equipment to agriculture, automotive and industrial companies, cleaning contractors and private consumers.

Nilfisk-ALTO is a product driven company with focus on innovation and growth. We believe in developing and maintaining long lasting relationships with our customers, suppliers and employees.

No claims can be made on the basis of information or illustrations contained in this catalogue. Subject to alteration of technical data, design and equipment.

*Distributed by:*

Nilfisk-ALTO  
Division of Nilfisk-Advance A/S  
[www.nilfisk-alto.com](http://www.nilfisk-alto.com)

**Nilfisk**  
**ALTO**  
*Why Compromise*