

## Product Catalogue 2005



**Nilfisk  
Advance**







## CONTENTS

### COMMERCIAL VACUUM CLEANERS

GD 110	6
GD 320	7
GD 1000	8
GD 930	8
GD 2000	9
UZ 934	10
UZ 964	10
BACKUUM™	11
GU 350A/450A	12
GU 700A	12
GWD 300 series	13
WD 200	14
UZ 878	14

### INDUSTRIAL VACUUM CLEANERS

GS/GM 80P	18
GS/GM 82	18
GM 625/626	18
IVT 2000 S/B	19
IVT 2000 S	20
IVT 3000 S/B	20
IVB 3000 S	20
GB 726/826	21
IV 022	22
IV 040	23
GS/GM 83	23
GB 833/933	23
GB 1033	24
GB1133	24
IV 055	25
IV 075	26
IV 110	26
IV 150	26
IW2050	27
ID 2050	27

### BATTERIES

Batteries	29
-----------	----

### SCRUBBER/DRYERS

BA 340 / CA 340 / CA 340ET	32
CA 240 / 330	32
CA/BA 410	33
BA/CA 450/530	34
BA/CA 430S/510S	35
BA 600S/650S/750S	36
BA 750/ST/850/ST	37
BR 600S/700S/800S	37
BR 850S	38
BR 1100/1100C/1100C-XL	39

### SWEEPERS

SW 655S	42
SW 700S	42
SW 850S	42
SR 1000S	43
SR 1100	44
SR 1300H	44
SR 1450	45
SR 1500H	45
SR 1550C	46
SR 1700	47
SR 1700 2WD	47
SR 1800C	48
SR 1800S	48
SR 1800S 2WD	49

### SERVICE

Service	50
---------	----

### COMBINATION MACHINES

CR 1300	54
CR 1100/1200/1400	55

### ROAD SWEEPERS

RS 500	58
RS 850	59
RS 1300	60

### SINGLE-DISCS

PS 333A	64
SD 43-165	64
SDM 43-180	64
421 A/421 B	65
510 B/B-3	65
SD 43-400	65
SDM 43-450	66
545	66
SDM 43-DUO	67

### BURNISHERS

SDM 43-900	68
SDM 53-1500	69
BHS 5120	69
BHS 7014	69

### CARPET EXTRACTORS

UC 912	72
AX 300/400	72
AX 650	73
BRX 700	74

### ACCESSORIES

Accessories	75
-------------	----





# On track for global

*During 2004, Nilfisk-Advance has made significant progress in its quest for global leadership in the professional cleaning equipment sector, with growth being shown in Europe, as well as the USA and Asia. A wide range of new product introductions, a solid financial performance and some key acquisitions - including that of Alto and Ecologica have highlighted the company's performance this year.*



Johan Molin,  
President and CEO

## **Our Commitment to the industry**

We continue to invest in research and development, and are proud to present our updated overview of the Nilfisk-Advance product range.

Detailed attention to the needs of our customers allows us to create new products and to make those that we already have, even better. With this in mind we have launched new products into every product category, more than has been seen before throughout our 99 year history - a ground-breaking achievement! "Setting Standards" is a true commitment, not merely a marketing slogan.

## **Road Sweepers**

Our acquisition and integration of Ecologica will, for the first time, introduce Road Sweepers (for commercial and municipal applications) to the product range, along with a new wider range of industrial sweepers. As with all our products, these heavy-duty sweepers are designed with the user in mind and combine operational efficiency with practical functionality.

## **Don't forget...**

In addition Nilfisk-Advance offers an updated modular range of industrial vacuum cleaners that can be tailored to fit specific customer needs. We also offer scrubber/-dryers designed to meet the challenges of the most demanding industrial applications. These recent additions to our already extensive portfolio of industrial cleaning equipment have enhanced our position as a world-leading supplier of top class industrial cleaning equipment.

## **Global - and local**

Today, Nilfisk-Advance has 31 sales companies around the world with central locations in all the main markets throughout Europe, the USA, and Asia, and in most other markets we are represented through distributors.

In Europe, Nilfisk-Advance is well established as the market leader for professional cleaning equipment. More than 250 sales representatives and 190 service engineers with fully equipped service vans secure, together with our network of dedicated dealers, an efficient sales and service coverage. Wherever you are located, Nilfisk-Advance is never far away.



### **Service - each and every day, all year round**

The Nilfisk-Advance service concept is focused on optimising the productivity and efficiency of our customers' business. We know that the success of a business means operating day after day without unnecessary breakdowns and production stops.

For us, service means more than just technical maintenance. We offer our customers a variety of service contracts and a number of flexible purchase/rental options in which the service contract costs can be included.

### **Vision**

Today, Nilfisk-Advance is a strong company with an annual turnover of some 630 million euros. In real terms this means that we are able to devote the time and resources needed to maintain our product leadership and to efficiently serve the needs of the professional cleaning industry. Although our product range is wider and deeper than ever before, we continue to strive for improvement. We aim towards excellence in everything we do and we intend to serve you even better in the future, for leadership is not merely status. It is above all, a responsibility.

### **e-commerce**

Another Nilfisk-Advance service is provided by our constantly updated website, which gives you access to the latest company information and detailed product news. Every month, more than 30.000 people visit our websites and our dealers process approximately 7500 order lines via the internet. These on-line services are designed to provide a fast and effective means of serving our customers.



# leadership





**GD 110**

**GD 320**

**GD 1000**

**GD 930**

**GD 2000**

**UZ 934**

**UZ 964**

**Nilfisk BACKUUM™**

**GU 350A/450A**

**GU 700A**

**GWD 300 SERIES**

**WD 200**

**UZ 878**



# Commercial Vacuum Cleaners



*With Europe's widest assortment of commercial vacuum cleaners, Nilfisk-Advance offers the cleaning professional the exact solutions needed for superior productivity and performance. Nilfisk-Advance set standards in the business, like the new HDS 2000, the quietest vac in the world combining high performance and incredible low sound.*





# Commercial Vacuum Cleaners Overview

## GD 110

*Innovative high performer*



## GD 320

*The quality you expect*



**NEW**

## GD 1000

*Power in a quiet, lightweight design*



## GD 930

*Silent cleaning power, chosen by millions of customers*



## GD 2000

*Minimum sound level meets maximum suction performance*



**NEW**

## UZ 934

*Quiet, lightweight and compact*



## UZ 964

*Hip mounted vacuum cleaner for crowded areas*



## Nilfisk BACKUUM™

*The most ergonomic backpack vacuum*



## GU 350A/450A

*Single-pass carpet cleaning*



## GU 700A

*The GU 700A is a heavy-duty machine*



## GWD 300 SERIES

*The quality you expect*



**NEW**

## WD 200

*Highly efficient wet and dry vacuum cleaner*



## UZ 878

*High capacity and two speed versatility*







## Commercial Vacuum Cleaners



### GD 110

#### *Innovative high performer*

- **Noise reduction system gives a lower frequency and softer sound**
- **Optimum suction power**
- **Lightweight with large rear wheels and front swivel castors allows fantastic manoeuvrability**
- **Robust chassis made of recyclable polypropylene and ABS**



6

Nilfisk GD 110 is a truly innovative commercial vacuum cleaner with a technically advanced design. Full consideration is given to the need for low operating costs and high productivity. Ideal for offices, hotel rooms and shops.

	GD 110							
– IP PROTECTION CLASS	IP20							
– RATED POWER (W)	1100							
– SUCTION POWER END OF TUBE (W)	300							
– AIRFLOW (L/SEC)	36							
– VACUUM AT NOZZLE (KPA)	25							
– SOUND PRESSURE LEVEL (DB(A) BS 5415)	58							
– TANK CAPACITY (L)	-							
– DUST BAG CAPACITY ( L )	10							
– MAIN FILTER AREA (CM²)	3750							



# Commercial Vacuum Cleaners



## GD 320

*The quality you expect*

- Good parking positions
- Modular design allows easy and flexible interchange of platforms
- Quality features provide better productivity
- Fast access to filters for cleaning and maintenance

Nilfisk GD 320 is the commercial vacuum cleaner for dry applications in the GWD 300 range. The GWD 300 series of wet and dry vacuum cleaners incorporates all of the technical excellence and attention to-detail that has made Nilfisk-Advance the brand of choice amongst cleaning professionals.



	GD 320 SERIES							
- RATED POWER (W)	1350							
- SUCTION POWER END OF TUBE (W)	280							
- AIRFLOW (L/SEC)	37							
- VACUUM AT NOZZLE (KPA)	22							
- SOUND PRESSURE LEVEL (DB(A) BS 5415)	65							
- TANK CAPACITY (L)	-							
- DUST BAG CAPACITY ( L )	10							
- MAIN FILTER AREA (CM²)	700							
- BRUSH DIAMETER (MM)	-							





## Commercial Vacuum Cleaners



### GD 1000

#### *Power in a quiet, lightweight design*

- Powerful 1200 W motor (dual speed in GDS 1010, HDS 1005 and HDS 1010)
- Very quiet: 55 dB(A) (BS 5415 standard)
- HEPA filter: 99.997% particle retention down to 0.3 microns (HDS 1005)
- Possibility for bagless use reduces overall operation costs



Nilfisk GD 1000 series represents the ideal choice for commercial cleaning tasks. The best choice for daily cleaning of carpets and hard floors in hotels, restaurants, offices, recreational facilities and building lobbies. A very low noise level allows daytime cleaning.

### GD 930

#### *Silent cleaning power, chosen by millions of customers*

- Extremely quiet, but high cleaning performance
- Rugged, heavy duty construction
- 15 litre dust bag
- Two speed system on GD 930S2 bringing sound level down to 49dB(A)



Nilfisk GD 930/930S2 is a world class dry vacuum cleaner for effective daily cleaning of large areas. GD 930 is the reliable choice for demanding cleaning applications in hotels, schools, offices and hospitals.

	GD 1005	GD 1010	GDS 1010	HDS 1005	HDS 1010	GD 930	GD 930 S2	
- IP PROTECTION CLASS	IP20	IP20	IP20	IP20	IP20	IP20	IP20	
- RATED POWER (W)	1200	1200	1200	1200	1200	1000	1000	
- SUCTION POWER END OF TUBE (W)	270	270	270/100	270/100	270/100	270	270	
- AIRFLOW (L/SEC)	40	40	40/27	40/27	40/27	35	24-35	
- VACUUM AT NOZZLE (KPA)	23	23	23	23	23	23	23	
- SOUND PRESSURE LEVEL (DB(A) BS 5415)	55	54	54/48	55/49	55/49	56	49/56	
- TANK CAPACITY (L)	-	-	-	-	-	-	-	
- DUST BAG CAPACITY ( L )	4,5	9	9	4,5	9	15	15	
- MAIN FILTER AREA (CM²)	1200	2400	2400	1200	1200	4900	4900	





## Commercial Vacuum Cleaners



### GD 2000

***Minimum sound level meets maximum suction performance***

- The quietest vac on the market
- Best suction performance
- Best filtration
- Do it yourself serviceability



Nilfisk GD 2000-series is a high-performance professional vacuum cleaner that offers exceptionally quiet operation down to 44dB (BS 5415 at low speed), powerful suction and superior filtration.

	GD 2000	GDP 2000	HDS 2000	GDS 2000				
- IP PROTECTION CLASS	IP20	IP20	IP20	IP20				
- RATED POWER (W)	1200	1200	1250	1200				
- SUCTION POWER END OF TUBE (W)	290	290	280/150	290/160				
- AIRFLOW (L/SEC)	36	36	35/29	36/30				
- VACUUM AT NOZZLE (KPA)	23	23	23/17	23/17				
- SOUND PRESSURE LEVEL (DB(A) BS 5415)	51	49	46/44	49/47				
- TANK CAPACITY (L)	-	-	-	-				
- DUST BAG CAPACITY ( L )	10	10	10	10				
- MAIN FILTER AREA (CM²)	370	370	370	370				





## Commercial Vacuum Cleaners



### UZ 934

#### *Quiet, lightweight and compact*

- Low sound level 61 dB(A)
- Wide working radius
- Lightweight (6.1 kg)
- 10 litre dust bag



Nilfisk UZ 934 offers the best combination for commercial cleaning; powerful performance and easy portability. Its compact size and light weight make it easy to use and store.

### UZ 964

#### *Hip mounted vacuum cleaner for crowded areas*

- Machine weighs only 2,9 kg
- Left or right hand operation
- Aircraft version available (400Hz)



The obvious choice for vacuum cleaning in theatres, cinemas, shops, coaches and aircraft and a great complementary duster. Makes cleaning from staircases, ladders and scaffolding easy.

	UZ 934	UZ 964	UZ 964 EC					
- IP PROTECTION CLASS	-	IP20	IP20					
- RATED POWER (W)	1000	700	700					
- SUCTION POWER END OF TUBE (W)	205	160	160					
- AIRFLOW (L/SEC)	32,5	28	28					
- VACUUM AT NOZZLE (KPA)	23	19	19					
- SOUND PRESSURE LEVEL (DB(A) BS 5415)	61	54	54					
- TANK CAPACITY (L)	-	-	-					
- DUST BAG CAPACITY ( L )	10	2,2	2,2					
- MAIN FILTER AREA (CM²)	3900	1000	1000					





## Commercial Vacuum Cleaners



### Nilfisk BACKUUM™

#### *The most ergonomic backpack vacuum*

- Cable or battery version gives the operator maximum freedom
- Extra battery packs
- Backpack shoulder straps and hose coupling adjustable for left or right handed use
- HEPA filter versions are available for dust free environments (cable version)



Nilfisk BACKUUM™ is setting standards for comfort and efficiency for backpack vacuum cleaners. The unique and revolutionary ergonomic design increases operator mobility and makes it easier to clean confined or cluttered areas. The new BATTERY version has a running time up to 20 minutes.

	Nilfisk Back-uum HEPA	Nilfisk Back-uum Stand-ard	Nilfisk Back-uum Battery					
- IP PROTECTION CLASS	IP20	IP20	IP20					
- RATED POWER (W)	1000/1200	1200/1500	450					
- SUCTION POWER END OF TUBE (W)	250	265	100					
- AIRFLOW (L/SEC)	38,5	38,5	27					
- VACUUM AT NOZZLE (KPA)	20,5	20,5	12					
- SOUND PRESSURE LEVEL (DB(A) BS 5415)	62	62	58					
- TANK CAPACITY (L)	-	-	-					
- DUST BAG CAPACITY ( L )	3,5	3,5	3,5					
- MAIN FILTER AREA (CM²)	120	120	120					





## Commercial Vacuum Cleaners



### GU 350A/450A

#### *Single-pass carpet cleaning*

- Low noise level 68 dB(A)
- 4 stage filtration captures 98.3% of dust particles down to 0.3 microns
- Flat to the floor design (14 cm profile) for cleaning under furniture
- Built in extension hose and telescopic tube for cleaning hard to reach areas



GU 350A/450A is designed to lie completely flat so you can reach areas without moving furniture. The machines operate extremely quietly and are therefore ideal for cleaning in hospitals, hotels, conference centres and for daytime cleaning in offices.

### GU 700A

#### *The GU 700A is a heavy-duty machine*

- 64 cm cleaning path
- 2 vacuum motors
- 1 brush motor
- Built in hose and tube for "hard to reach" areas



The GU 700A is an optimal upright solution for daily vacuum cleaning of carpets. The GU 700A is a heavy-duty machine for vacuuming large areas of carpet. This lightweight machine makes operations easy and pleasant.

	GU 350 A	GU 450 A	GU 700 A					
- IP PROTECTION CLASS	IP20	IP20	IP30					
- RATED POWER (W)	900	920	2250					
- SUCTION POWER END OF TUBE (W)	44	44	-					
- AIRFLOW (L/SEC)	37	37	-					
- VACUUM AT NOZZLE (KPA)	18,5	18,5	-					
- SOUND PRESSURE LEVEL (DB(A) BS 5415)	62	62	68					
- TANK CAPACITY (L)	-	-	35					
- DUST BAG CAPACITY ( L )	4	4	35					
- MAIN FILTER AREA (CM²)	-	-	-					





## Commercial Vacuum Cleaners



### GWD 300 SERIES

#### *The quality you expect*

- A range of vacuums to meet most “every day wet and dry pickup” needs
- Modular design allows easy and flexible interchange of platforms
- Quality features provide better productivity
- Fast access to float basket and filters for cleaning and maintenance



The GWD 300 range of wet and dry professional vacuums incorporates all of the technical excellence and attention-to-detail that has made Nilfisk the brand of choice amongst cleaning professionals around the globe.

	GWD 320	GWD 335	GWD 350	GWD 375	GWD 350-2	GWD 375-2		
– IP PROTECTION CLASS	24	24	24	24	24	24		
– RATED POWER (W)	1350	1350	1350	1350	2700	2700		
– SUCTION POWER END OF TUBE (W)	280	280	280	280	425	425		
– AIRFLOW (L/SEC)	37	37	42	42	60	60		
– VACUUM AT NOZZLE (KPA)	22	22	22	22	22	22		
– SOUND PRESSURE LEVEL (DB(A) BS 5415)	67	67	67	67	69	69		
– TANK CAPACITY (L)	20	35	50	75	50	75		
– DUST BAG CAPACITY ( L )	13	17	20	22	20	22		
– MAIN FILTER AREA (CM²)	1350	1350	2260	2260	2260	2260		





## Commercial Vacuum Cleaners



### WD 200

#### *Highly efficient wet and dry vacuum cleaner*

- Empty tank via drain hose or by tipping
- First rate suction power
- Easy to manoeuvre
- Excellent filtration (main filter never in contact with water)



The WD series is perfect for professional use in the food and beverage industry, large kitchens, pool areas and other places that need to frequently wash floors, pick up spilled fluids or remove polish remnants after scrubbing. Ideal for any hard floor or carpeted surface.

### UZ 878

#### *High capacity and two speed versatility*

- Dual 1000 W motors for power and versatility
- Big 45 litre net capacity tank
- Rust proof and corrosion resistant polyethylene tank
- Excellent filtration



Nilfisk UZ 878 features both practical design for easy and fast operation, as well as the versatility that can only be found in a high quality unit. Used for either wet or dry pick-up applications, the large tank offers high capacity for long use between emptying.

	WD 215	WD 225	WD 245	WD 260	UZ 878			
- IP PROTECTION CLASS	IP24	IP24	IP24	IP24	IP24			
- RATED POWER (W)	1000	1000	1000	1000	2000			
- SUCTION POWER END OF TUBE (W)	250	250	250	250	380			
- AIRFLOW (L/SEC)	41	41	41	41	55			
- VACUUM AT NOZZLE (KPA)	19	19	19	19	19			
- SOUND PRESSURE LEVEL (DB(A) BS 5415)	64	64	64	64	59-69			
- TANK CAPACITY (L)	15	25	45	60	60			
- DUST BAG CAPACITY ( L )	10	10	17	17	45			
- MAIN FILTER AREA (CM²)	6000	6000	6000	6000	8000			



## Your ticket to profitable new opportunities

### Daytime cleaning - save on cleaning costs

Is it possible to improve the working relationship between the cleaner and the customer and save money at the same time? Yes, daytime cleaning is the answer. Previously noisy, cumbersome cleaning equipment made daytime cleaning almost impossible. The new vacuum cleaner GD 2000 series makes it achievable - with benefits for both the customer and the cleaner.

The cleaner and the customer are at work at the same time, and obviously the communication and co-operation gets better. Filling cleaning staff positions becomes easier as people generally prefer to work daytime shifts.

On top of this, daytime cleaning saves a lot of money. An American industry consultant says that it saves 5 - 10% on the cleaning budgets.

### Award for the new Nilfisk GD 2000 vacuum cleaner

The Hotel Management and Gastronomy Association HO.RE.KA Czech Republic awards to Nilfisk-Advance s.r.o. the 2nd prize for the commercial vacuum cleaner Nilfisk GD 2000 in the Czech Republic competition 'Products of the Year 2003 - Supplier of the HO.RE.KA

Association'. More than 100 companies and 36 products participated in the contest. Nilfisk-Advance Sales Manager Mr. Bohumir Andrla says, "The Nilfisk GD 2000 series is simply the quietest commercial vacuum cleaner available in the market today, and it still delivers superior suction power. The combination of efficiency and a low noise level is a "must" in hotel cleaning - for sure you don't want to disturb the client in the next room - but on the other hand you need to turn-around rooms as efficiently as possible."

The GD 2000 series is popular all over the world. Here are some comments from our customers: Josef Katzer, Executive Manager of the Katzer GmbH and Chairman of the Contract Cleaner Federation Hamburg, Germany, says:

"This is a potential money saver. I can easily see the benefits of cleaning more efficiently during daytime, and the GD 2000 has lots of features that further help me cut costs."

Claus Lindbjerg, Anders Andersen Cleaning, Denmark, says:

"This machine has everything a great professional vac needs. And the sound level is almost unbelievably low."

GD 2000 series from Nilfisk-Advance makes daytime cleaning possible.

*According to numerous industry experts, daytime cleaning is the wave of the future and will revolutionise the cleaning industry. One American industry consultant, for example, cites a 5%-10% savings in cleaning budgets with daytime cleaning. Another says positive comments from building occupants outnumbered the negative 20:1.*



# Daytime cleaning

A close-up of the Nilfisk logo on a dark, metallic-looking surface. The logo is embossed in a bold, sans-serif font.



**GM 80P**

**GS/GM 82**

**GM 625/626**

**IVT 2000 S/B**

**IVB 2000 S**

**IVT 3000 S/B**

**IVB 3000 S**

**GB 726/826**

**IV 022**

**IV 040**

**GS/GM 83**

**GB 833/933**

**GB 1033**

**GB 1133**

**IV 055**

**IV 075**

**IV 110**

**IV 150**

**IW 2050**

**ID 2050**



# Industrial Vacuum Cleaners



*Nearly a century of experience in producing industrial cleaning equipment has given us a clear picture of what you look for in a professional vacuum cleaner – reliability, high suction power, task-specific filtration, safety and ease of use.*

*With our expertise in process integrated cleaning, manufacturing area cleaning and daily office cleaning, we can provide end-to-end cleaning solutions for the vast majority of industrial operations.*

*We continue to develop both machines and accessories to meet the growing demands in a dynamic world, e.g. coloured nozzles tailor made for the food and beverage industry.*





## Industrial Vacuum Cleaners Overview

### GM 80P

*Rugged construction for any cleaning job*



### GS/GM 82

*All-task industrial vacuum cleaning*



### GM 625/626

*Makes industrial cleaning easy*



### IVT 2000 S/B IVB 2000 S

*Thruflow I-vac - ergonomic design*



**NEW**

### IVT 3000 S/B IVB 3000 S

*High Power - Clean room ability*



**NEW**

### GB 726/826

*Industrial vacuum cleaners withstanding constant use*



### IV 022 / IV 040

*Flexibility for multi-purpose industrial cleaning applications*



**NEW**

### GS/GM 83

*Moderate to heavy-duty vacuum cleaning*



### GB 833/933

*The heavy-duty performer*



### GB 1033

*A super-powerful industrial vacuum cleaner*



### GB 1133

*Second-to-none in suction power*



### IV 055 IV 075

*A heavy duty performing I-vac*



**NEW**

### IV 110

*Heavy duty cleaning for your biggest challenge*



**NEW**

### IV 150

*Makes tough jobs easy*



**NEW**

### IW 2050 ID 2050

*Nilfisk IW 2050 removes swarf, metal chips, oil and lubricants*







## Industrial Vacuum Cleaners

### GM 80P

#### *Rugged construction for any cleaning job*

- Impressive 2100 cm<sup>2</sup> main filter for even and stable airflow and vacuum, even after long use
- Lightweight but built for years of heavy duty cleaning
- Virtually indestructible aluminium container
- HEPA/ULPA filters optional



Nilfisk GM 80P is light in weight, but a heavy-duty performer. Reliable and designed to provide the durability and capacity required by cleaning professionals. Mounted on a strong steel trolley with large rubber wheels, the machine is easy to manoeuvre.

### GS/GM 82

#### *All-task industrial vacuum cleaning*

- High efficiency
- Compact, robust design
- Easy to manoeuvre
- Fixed floor nozzle for cleaning of large floor areas



Nilfisk GS/GM 82 is a competitively priced all-purpose vacuum cleaner. It is suitable for picking up dust and light solids, and for overhead cleaning. GS/GM 82 is ideal for general cleaning in all industrial settings.

### GM 625/626

#### *Makes industrial cleaning easy*

- Multi task vacuum cleaners
- Outstanding suction
- Easy to manoeuvre and easy to drop bin
- Exhaust filters are available (HEPA or ULPA)



GM 625/626 are well-suited to machine cleaning, raw material extraction and processing industry, spillage pick-up, overhead cleaning and cleaning of large floors, e.g. in warehouses and production sites. The oval design makes them highly mobile and easy to manoeuvre in confined areas.

	GS/GM 80 P	GM 82	GS 82	GM 625	GM 626			
- IP PROTECTION CLASS	IP40	IP40	IP40	IP40	IP40			
- DUST CLASS	L	L	L	L	L			
- RATED POWER (W)	1200	2400	1600	2400	2400			
- SUCTION POWER END OF TUBE (W)	270	540	430	540	540			
- AIRFLOW WITHOUT HOSE (L/SEC)	38	90	75	90	90			
- VACUUM (KPA)	20	22,2	18,5	22,2	22,2			
- VACUUM MAX (KPA)	20	22,2	18,5	22,2	22,2			
- CONTAINER CAPACITY ( L )	12,25	46	46	46	46			
- MAIN FILTER AREA (CM <sup>2</sup> )	2100	6600	6600	6600	16000			





## Industrial Vacuum Cleaners



### IVT 2000 S/B

#### *Thruflow I-vac - ergonomic design*

- **Ergonomic design, easy to manoeuvre**
- **Available in dust class L, M, and H, and with 6 different filtertypes**
- **Easy upgrade; A wide range of accessories kits available**
- **HEPA H 13 Exhaust filter optional**



A 2000 Watt strong industrial vacuum cleaner, equipped with thruflow motors, suitable for dry pick-up, heavy debries and high filtration applications. A slim ergonomic design of the machine makes it manouvrable and easy to handle and thereby increasing the productivity.

	IVT 2000 S	IVT 2000 B						
- IP PROTECTION CLASS	IP54	IP54						
- DUST CLASS	L	L						
- RATED POWER (W)	2000	2000						
- SUCTION POWER END OF TUBE (W)	512	512						
- AIRFLOW WITHOUT HOSE (L/SEC)	90	90						
- VACUUM (KPA)	22	22						
- VACUUM MAX (KPA)								
- CONTAINER CAPACITY ( L )	46	46						
- MAIN FILTER AREA (CM²)	16600	16600						





## Industrial Vacuum Cleaners

### IVB 2000 S

#### **Wet & Dry pick up - ergonomic design**

- Wet & Dry pick up, bypass motors
- Available in dust class L, M, and H, and with 6 different filter types
- Easy upgrade: A wide range of accessories kits available
- Safe and easy handling of both dust and liquids



The 2000 watt strong bypass versions build for dry and wet pick-up, combines high safety with easy operation. The IVB 2000 S is available in dust class L, M and H, suitable to handle all tasks in a demanding industrial environment.

### IVT 3000 S/B

#### **High Power - Clean room ability**

- High power, 3 motors
- Available in dust class L, M, and H, and with 6 different filter types
- Safe and easy handling of dust
- HEPA H 13 Exhaust filter optional



A powerful 3000 watt thruflow Industrial vacuum cleaner, built for tough work in challenging conditions. The IVT 3000 S/B is as standard equipped with 70 l dustbin, optional 100 l dust bin when high capacity is needed.

### IVB 3000 S

#### **Wet & Dry pick up - High power 3 motors**

- Wet & Dry pick up, bypass motors
- Available in dust class L, M, and H, and with 6 different filter types
- High power, 3 motors
- 70 l dust bin, 100 l optional (stainless steel also optional)



The 3000 watt high power bypass industrial vacuum cleaner, built for dry and wet pick-up. The liquid kit makes it possible to swap between dry and wet applications, making the IVB 3000 S the perfect choice for all industrial users focusing on flexibility.

	IVB 2000 S	IVT 3000 S	IVT 3000 B	IVB 3000 S				
- IP PROTECTION CLASS	IP54	IP54	IP54	IP54				
- DUST CLASS	L	L	L	L				
- RATED POWER (W)	2000	3000	3000	3000				
- SUCTION POWER END OF TUBE (W)	500	568	568	543				
- AIRFLOW WITHOUT HOSE (L/SEC)	90	135	135	135				
- VACUUM (KPA)	22	22	22	22				
- VACUUM MAX (KPA)	x	x	x	x				
- CONTAINER CAPACITY (L)	46	70	70	70				
- MAIN FILTER AREA (CM²)	16600	24700	24700	24700				





## Industrial Vacuum Cleaners



### GB 726/826

#### ***Industrial vacuum cleaners withstanding constant use***

- Superior filtration
- Low noise level with built in sound suppressor
- Easy to empty drop bin
- 3 phase motor for continuous suction



Nilfisk The GB 726/826 can effectively remove everything from fine dust to larger solids. The vacuum cleaner's three-phase motor provides a very high, constant suction power, making them especially suited to running all day in production integrated applications.

	GB 726	GB 826						
- IP PROTECTION CLASS	IP55	IP55						
- DUST CLASS	L	L						
- RATED POWER (W)	1900	3000						
- SUCTION POWER END OF TUBE (W)	480	670						
- AIRFLOW WITHOUT HOSE (L/SEC)	86	87						
- VACUUM (KPA)	14,7	22,5						
- VACUUM MAX (KPA)	14,7	22,5						
- CONTAINER CAPACITY ( L )	46	46						
- MAIN FILTER AREA (CM²)	16000	16000						





## Industrial Vacuum Cleaners



### IV 022

#### ***Flexibility for multi-purpose industrial cleaning applications***

- 3 phase 2.2 kW
- Choice of 5 filter variants
- Large dust containers, mild steel and stainless steel
- Available in dust class L, M, H and ATEX versions



Nilfisk IV 022 combines heavy-duty power with manoeuvrability and a remarkably low noise level. The excellent filtering and large dust container is extremely effective for dry pick-up usage, while liquid kits are available for spills and wet applications. Stainless steel options are also available.

	IV 022							
– IP PROTECTION CLASS	IP55							
– DUST CLASS	L							
– RATED POWER (W)	2200							
– SUCTION POWER END OF TUBE (W)	675							
– AIRFLOW WITHOUT HOSE (L/SEC)	84							
– VACUUM (KPA)	21,5							
– VACUUM MAX (KPA)	41							
– CONTAINER CAPACITY ( L )	100							
– MAIN FILTER AREA (CM²)	17600							





## Industrial Vacuum Cleaners

### IV 040

#### *Flexibility for multi-purpose industrial cleaning applications*

- 3 phase 4.0 kW
- Choice of 5 filter variants
- Large dust containers, mild steel and stainless steel
- Available in dust class L, M, H and ATEX versions



Nilfisk IV 040 combines heavy-duty power with manoeuvrability and a remarkably low noise level. The excellent filtering and large dust container is extremely effective for dry pick-up usage, while liquid kits are available for spills and wet applications. Stainless steel options are also available.

### GS/GM 83

#### *Moderate to heavy-duty vacuum cleaning*

- High efficiency and superior filtration
- Large dust capacity
- Rugged and proven construction
- Easy to empty drop bin



Nilfisk GS/GM 83 has a 14,300 cm<sup>2</sup> large filter area and up to 3 x 1,200 W of power providing excellent performance and ensures efficient filtration. Ideal for heavy swarf and large dust volume removal in industrial settings.

### GB 833/933

#### *The heavy-duty performer*

- Unsurpassed filtration
- Long machine life, induction motors
- Very robust construction
- Large capacity dust container



GB 833/933 handles anything from bulk amounts of dust, to boiler cleaning and continuous suction in connection with production processes. Also ideal for pneumatic transport of material where control of dust is an issue.

	IV 040	GM 83	GS 83	GB 833	GB 933			
– IP PROTECTION CLASS	IP55	IP40	IP40	IP55	IP54			
– DUST CLASS	L	L	L	L	L			
– RATED POWER (W)	4000	3600	2400	3000	4000			
– SUCTION POWER END OF TUBE (W)	970	800	560	670	1100			
– AIRFLOW WITHOUT HOSE (L/SEC)	100	135	115	87	197			
– VACUUM (KPA)	27	22,2	18,5	22,5	14,7			
– VACUUM MAX (KPA)	45	22,2	18,5	22,5	14,7			
– CONTAINER CAPACITY ( L )	100	69	69	69	69			
– MAIN FILTER AREA (CM <sup>2</sup> )	17600	18500	14300	18500	41000			





## Industrial Vacuum Cleaners



### GB 1033

#### *A super-powerful industrial vacuum cleaner*

- Outstanding suction and superior filtration
- Long machine life, induction motors
- Very robust construction
- Manual or automatic starter with or without neutral (0)



GB 1033 is the ideal choice for removal of large quantities of dust, swarf and other waste, either from large distances or when several work stations need cleaning simultaneously.

### GB 1133

#### *Second-to-none in suction power*

- Incomparable suction power
- Excellent suction and superior filtration
- Long machine life, three phase motor
- Very robust construction



Nilfisk GB 1133 is one of the largest and most powerful industrial vacuum cleaners in the Nilfisk range. It is so efficient that you can have as many as five people working off the same machine. Equipped with a 13 kW ring compressor motor which provides extraordinarily high vacuum and airflow.

	GB 1033	GB 1133 SAC Variants						
- IP PROTECTION CLASS	IP54	IP 54						
- DUST CLASS	L	L						
- RATED POWER (W)	5500	13000						
- SUCTION POWER END OF TUBE (W)	1350	1800						
- AIRFLOW WITHOUT HOSE (L/SEC)	190	258						
- VACUUM (KPA)	22,5	32						
- VACUUM MAX (KPA)	22,5	32						
- CONTAINER CAPACITY ( L )	69	69						
- MAIN FILTER AREA (CM²)	41000	52000						





## Industrial Vacuum Cleaners



### IV 055

#### *A heavy duty performing I-vac*

- 5,5 kW side channel blower
- choice of 5 different main filters
- Stainless steel dust container available
- Available in dust class L,M, and H



25

IV 055 I-vac manoeuvrable and easy to handle. Equipped with long lasting, durable side-channel blower. Excellent filtration, and 130 l dust container makes this machine extremely effective for dry pick up in a variety of applications, both pick up at source and as the heart of a fixed installation.

	IV 055							
– IP PROTECTION CLASS	IP55							
– DUST CLASS	L							
– RATED POWER (W)	5500							
– SUCTION POWER END OF TUBE (W)	1580							
– AIRFLOW WITHOUT HOSE (L/SEC)	165							
– VACUUM (KPA)	28							
– VACUUM MAX (KPA)	47							
– CONTAINER CAPACITY ( L )	130							
– MAIN FILTER AREA (CM²)	36500							





## Industrial Vacuum Cleaners

### IV 075

**One of the smaller heavy duty cleaners in the IV-range**

- 7,5 kW side channel blower
- choice of 5 filters
- dust container in mild and stainless steel
- available in dust class L, M, and H

### IV 110

**Heavy duty cleaning for your biggest challenges**

- 11kW side channel blower
- Choice of 5 filters
- 150 l dust bin optional in mild steel or stainless steel
- Available in dust class L, M and H

### IV 150

**Makes tough jobs easy**

- 24/7 operation with optional timer controlled filter cleaning
- 150 l dust bin in mild steel or stainless steel
- Available in dust class L, M and H
- Large choice of upgrade kits



The IV 075 is the smallest of the large I-Vac's from Nilfisk-Advance, yet still big enough to handle real heavy-duty cleaning tasks in industries such as iron and metal, ceramics, brick and concrete industries etc.



The IV 110 is made for the heavy duty industries of this world, iron and metal factories, foundries, wood works, ceramics, brick and concrete industries etc.



The IV 150 is made for the heavy duty industries. Wherever big quantities of dust or debris is to be removed, IV 150 with excessive airflow and high vacuum is the perfect choice. The high airflow allows up to 4 users with 50 mm hoses or up to 6 users with 38 mm hoses.

	IV 075	IV 110	IV 150					
– IP PROTECTION CLASS	IP55	IP55	IP55					
– DUST CLASS	L	L	L					
– RATED POWER (W)	7500	11000	15000					
– SUCTION POWER END OF TUBE (W)	1865	2000	2670					
– AIRFLOW WITHOUT HOSE (L/SEC)	205	205	335					
– VACUUM (KPA)	28,5	30	30					
– VACUUM MAX (KPA)	47	49	45					
– CONTAINER CAPACITY ( L )	150	150	150					
– MAIN FILTER AREA (CM²)	36500	36500	36500					





## Industrial Vacuum Cleaners

### IW 2050

***Nilfisk IW 2050 removes swarf, metal chips, oil and lubricants***

- Rugged trolley and stainless steel container withstands most chemicals
- Compact machine goes anywhere in the production area
- Easy access for quick emptying and level checks
- High vacuum and airflow for pick up of heavy cuttings



Nilfisk IW 2050 is built to meet the heavy-duty cleaning requirements of metal working and related industries. With two powerful motors and a 38 or 50 mm diameter oil-resistant hose, it easily picks up dry metal particles, oily cuttings, coolant spills and even fluids in deep sumps.

### ID 2050

***Nilfisk ID 2050 removes dry waste and dusts***

- Back flush system prevents filter clogging and maintains maximum suction
- Built to last
- Hinged motor head for easy emptying
- Easy to reach user controls minimise back strain



Nilfisk ID 2050 removes all kinds of dry waste and dusts in industrial settings. A back flush system quickly and effectively flush out the polyester filter cartridge, preventing the filter becoming clogged and maintaining maximum vacuum power. Fine dust bags are available.



	IW 2050 w/o valve	IW 2050 w valve	IWD 2050 Wet bag	ID 2050 Cyclone L	ID 2050 Dust bag L	ID 2050 Flex L		
– IP PROTECTION CLASS	IP44	IP44	IP44	I	I	I		
– DUST CLASS	-	-	-	-	-	-		
– RATED POWER (W)	2200	2200	2200	2200	2200	2200		
– SUCTION POWER END OF TUBE (W)	500	500	500	500	500	500		
– AIRFLOW WITHOUT HOSE (L/SEC)	-	-	-	-	-	-		
– VACUUM (KPA)	24,5	24,5	24,5	24,5	24,5	24,5		
– VACUUM MAX (KPA)	-	-	-	24,5	24,5	24,5		
– CONTAINER CAPACITY ( L )	50	50	50	50	50	50		
– MAIN FILTER AREA (CM²)	-	-	-	14400	14400	14400		



## Special Applications Centre



# Special Applications Centre

### **Central cleaning systems**

*Fixed pipe systems can provide a cost-effective and practical solution in large facilities such as warehouses, factories and assembly plants. Nilfisk-Advance can design and install a central cleaning system that meets the specific demands of the facility*

### **What the customer wants**

Nilfisk-Advance strives to meet the customers' demand for a variety of cleaning needs with an extensive range of products. But when special requirements arise that cannot be met with standard equipment, we are able to provide the engineering skills and experience to develop specially adapted products. Customers from a number of different sectors, such as the food & beverage and pharmaceutical industries for example, have benefited as a result.

### **The right tools**

When it comes to customising systems for specific industrial applications, Nilfisk-Advance has the resources and capabilities to develop special accessories to ensure that the project is successful. We can customise everything from single applications to full scale dust and fume extraction systems for production facilities.

### **Increasing productivity**

Thanks to our extensive knowledge of machines and applications, we have the capability to make small adjustments to standard equipment, thereby significantly increasing the usability and productivity of the machines. Similarly, our ability to provide large scale solutions to avoid production shutdowns can increase the productivity of entire manufacturing plants.

### **Health and safety**

Hazardous or nuisance dust and fumes can often create a problem in the workplace that cannot be handled by standard machines. We can provide the systems to ensure a safe and healthy environment. Whether the demand is for the handling of flammable materials, hazardous waste – such as asbestos or potentially explosive materials such as flour dust, we can always provide a safe and reliable solution.





### Global support

Through our close co-operation with the world's largest suppliers of batteries, we are able to offer service, technical support and warranty back-up on a global basis. In addition, the partnership between Nilfisk-Advance and these battery producers ensures a full understanding of local market conditions wherever our customers are located.

### The Nilfisk-Advance quality control

Before leaving the factory, each and every Nilfisk-Advance battery operated machine is fully tested. Within this facility we have the capability to fully service, install and test all battery driven machines to ensure maximum performance and minimal downtime for our customers. For us, it is essential to ensure that there always exists the optimum balance and relationship between the machine itself and the battery that is driving it. Quality is the key word in all Nilfisk-Advance activities.

### Types of batteries available:

In general all batteries offered for the various floor care machines in the Nilfisk-Advance range are

standard "traction batteries" in the conventional acid filled type or as maintenance free.

As a low cost alternative we offer a few "semi traction" mono block batteries, (acid filled)

The semi traction monoblocks have "traction" characteristics but fewer cycles, only 800 cycles.

A traction battery is manufactured in a way that allows it to be discharged over a long period of time (5h), the opposite to a starter battery for a car, which is made to be discharged rapidly and to give max power to start a car or the like.

### Battery cycle:

A battery cycle is defined as a discharge of the battery to max.80% (70%) followed by a charging period. The best rhythm for a battery is to have one cycle per 24-h period. More cycles per day shorten the lifetime of the battery.

### Battery lifetime.

Conventional acid filled batteries have a lifetime of app. 1500 cycles. Maintenance free batteries have a lifetime of app. 900 -1000 cycles.

Semi traction acid filled batteries have a lifetime of app. 800 cycles.

*Realising that cordless operation is often essential in productive utilisation of cleaning equipment, Nilfisk-Advance has assembled a wide range of batteries and chargers to suit all needs. All of these products come with full EU certification. Our chargers are designed for either single- or three-phase power supply, while the batteries come with optional automatic water filling. Maintenance free, conventional acid batteries or batteries without acid are available.*



# Batteries





**BA/CA 340/ET**

**CA 240/330**

**CA/BA 410**

**BA/CA 450/530**

**BA/CA 430S/510S**

**BA 600S/650S/750S**

**BA 750/ST/850/ST**

**BR 600S/700S/800S**

**BR 850S**

**BR 1100/C/C-XL**



# Scrubber/dryers



*Our years of industry-leading experience have taught us how to make a machine capable of doing a really excellent job of cleaning the floor. But that in itself is not enough! We also make our scrubber-dryers simple to use, because if the operator is unsure or confused, the cleaning result will suffer - regardless of how good the machine is.*

*We also make them easy to maintain and service, and we build them to last – no matter how tough the working conditions are. Our scrubber dryers quietly, efficiently and quickly scrub the floor, vacuum up the liquid and leave the floor dry, streak-free and spotlessly clean, all in a single pass.*

*Walk-behind or ride-on models available.*





# Scrubber/dryers Overview

## BA/CA 340/ET

*Nilfisk CA/BA 340 faster and more efficient than mopping*



## CA 240/330

*A compact multi-purpose mini scrubber/dryer ideal for light daily cleaning*



## CA/BA 410

*The smart way to clean floors*



**NEW**

## BA/CA 450/530

*Compact, reliable and easy to manoeuvre*



## BA/CA 430S/510S

*The intelligent design ensures fast effective floor cleaning*



## BA 600S/650S/750S

*Less weight, more versatility for faster, better cleaning*



**NEW**

## BA 750/ST/850/ST

*Experience and innovation results in a new generation*



## BR 600S/700S/800S

*Total versatility in ride-on scrubbing and drying*



## BR 850S

*Modularity to perfectly fit your application*



**NEW**

## BR 1100/C/C-XL

*High productivity machines for heavy-duty cleaning*







## Scrubber/dryers



### BA/CA 340/ET

***Nilfisk CA/BA 340 faster and more efficient than mopping***

- Twice as fast as mopping, removes the dirt instead of evening it out
- Unique design permits cleaning under furniture and right to the edge of the floor
- Scrubbing and vacuuming in forward and reverse
- Easily transported



Nilfisk CA/BA 340 and CA 340ET are the smart alternative to mopping. An automatic scrubber/dryer leaving your floors spotless. There is no slippery residue and no aching back. The series is perfect for maintenance of hard floor in small areas, e.g. stone, tile, cement, marble, rubber, vinyl, etc.

### CA 240/330

***A compact multi-purpose mini scrubber/dryer ideal for light daily cleaning***

- Only compact machines to combine cleaning performance with all surface versatility
- Exceptional brush pressure, up to 0.29 kg/cm<sup>2</sup>
- All tanks are accessible and removable for easy emptying, solution change and cleaning
- Very low noise level due to the belt drive system



Nilfisk CA 240/330 are quick and effective, these cleverly designed multifunction scrubber/dryers make it possible to wash, mop, scrub and dry all surfaces including profile floor and non-slip safety floor, which are very difficult to clean with traditional machines.

	BA 340	CA 340	CA 340 ET	CA 240	CA 330			
- VOLTAGE (V)	24	230/50	110/50	230-240	230-240			
- RATED POWER (W)	785	1245	1245	550	750			
- SOUND PRESSURE LEVEL AT 1.5 M (DB(A)ISO 3744)	68	68	68					
- PRODUCTIVITY RATE THEORETICAL/ ACTUAL (M <sup>2</sup> /H)	1360/400	1360/300	1360/500	250	350			
- SCRUBBING WIDTH (MM)	340	340	340	240	340			
- MAX SPEED (KM/H)	-	-	-	-	-			
- SOLUTION/RECOVERY TANK (L)	11/12	11/12	30/30	1,2/1,2	1,7/1,7			
- BRUSH/PAD DIAMETER (MM)	100	100	100	-	-			
- BRUSH PRESSURE (KG)	16	16	16	20	23,5			





## Scrubber/dryers



### CA/BA 410

#### *The smart way to clean floors*

- **Some Battery versions comes fully fitted & ready to go**
- **Easy to use, simple to maintain and top cleaning results with the minimum of effort**
- **Large 43 cm scrubbing deck**
- **A built in hook protects the brush from possible damage during transportation**

The BA/CA 410 scrubber dryer represents the very latest in floor cleaning design. It is compact in size, but with its 43 cm scrubbing deck, has all the features normally associated with larger machines. It can handle all types of floors and is even capable of tackling stripping tasks.



	CA 410	BA 410						
- VOLTAGE (V)	230	24						
- RATED POWER (W)	1650	850						
- SOUND PRESSURE LEVEL AT 1.5 M (DB(A)ISO 3744)	67	67						
- PRODUCTIVITY RATE THEORETICAL/ ACTUAL (M²/H)	1290/774	1290/774						
- SCRUBBING WIDTH (MM)	430	430						
- MAX SPEED (KM/H)	-	-						
- SOLUTION/RECOVERY TANK (L)	23/21	23/21						
- BRUSH/PAD DIAMETER (MM)	430/432	430/432						
- BRUSH PRESSURE (KG)	28	23						





## Scrubber/dryers



### BA/CA 450/530

***Compact, reliable and easy to manoeuvre***

- **Ergonomic handle reduces operator fatigue**
- **Brush click on/off**
- **Symmetric brush on/off system allows left/right cleaning to the edge**
- **Traction drive optional**



Nilfisk BA/CA 450/530 are compact automatic scrubber/dryers leaving floors clean and dry in a single quick pass. Excellent drying on turns. The clear, pictorial display puts all controls within easy reach and simplifies operation.

	BA 450 drive	BA 450	BA 530 drive	BA 530	CA 450	CA 530		
- VOLTAGE (V)	24	24	24	24	230/50	230/50		
- RATED POWER (W)	1150	950	1150	950	1900	1900		
- SOUND PRESSURE LEVEL AT 1.5 M (DB(A)ISO 3744)	66	66	66	66	68	68		
- PRODUCTIVITY RATE THEORETICAL/ ACTUAL (M²/H)	1800/1100	1800/1100	2100/1300	2100/1300	1800/700	2100/800		
- SCRUBBING WIDTH (MM)	450	450	530	530	450	530		
- MAX SPEED (KM/H)	4,5	-	4,5	-	-	-		
- SOLUTION/RECOVERY TANK (L)	55/55	55/55	55/55	55/55	55/55	55/55		
- BRUSH/PAD DIAMETER (MM)	450	450	530	530	450	530		
- BRUSH PRESSURE (KG)	34	34	27	27	34	27		





## Scrubber/dryers



### BA/CA 430S/510S

***The intelligent design ensures fast effective floor cleaning***

- A compact and reliable scrubber/dryer
- Ergonomic adjustable handle design reduces operator fatigue
- Assymetric brush allows cleaning right to the edge
- Low noise level allows daytime cleaning (65 dBA)



35

A series of automatic walk-behind scrubber/dryers manufactured to offer an extremely attractive cost benefit ratio. BA/CA 430S/510S cleans and dries the floor in one single pass, even when turning. And its compact design lets it clean right to the edge, even in congested areas.

	BA 430S	BA 430S Drive	BA 510S	BA 510S Drive	CA 430S	CA 510S		
- VOLTAGE (V)	24	24	24	24	230	230		
- RATED POWER (W)	1150	1280	1150	1280	1900	1900		
- SOUND PRESSURE LEVEL AT 1.5 M (DB(A)ISO 3744)	65	65	65	65	67	67		
- PRODUCTIVITY RATE THEORETICAL/ ACTUAL (M²/H)	1800/850	1800/850	2100/1000	2100/1000	1800/550	1800/650		
- SCRUBBING WIDTH (MM)	450	450	530	530	450	530		
- MAX SPEED (KM/H)	-	4	-	4	-	-		
- SOLUTION/RECOVERY TANK (L)	40/40	40/40	40/40	40/40	40/40	40/40		
- BRUSH/PAD DIAMETER (MM)	450	450	530	530	450	530		
- BRUSH PRESSURE (KG)	27	27	29,5	29,5	34	36,5		





## Scrubber/dryers



### BA 600S/650S/750S

***Less weight, more versatility for faster, better cleaning***

- A choice of 3 different brush sizes offers efficiency and high productivity
- No tools are required for changing the deck. From disc to cylindrical brush deck takes just 30 seconds
- ECO- mode concept meets the highest environmental standards, saves water and works 1,5 hours without refill of the tank (in maintenance mode)



This latest range of scrubber dryers is above all, functional. Simple to use, easy to maintain and extremely reliable. We make sure that you get the job of floor cleaning done as fast and as efficiently as possible. A range of machines designed to keep floor maintenance simple.

	BA 600S	BA 650S	BA 750S					
- VOLTAGE (V)	24	24	24					
- RATED POWER (W)	1480	1480	1480					
- SOUND PRESSURE LEVEL AT 1.5 M (DB(A)ISO 3744)	66	66	66					
- PRODUCTIVITY RATE THEORETICAL/ ACTUAL (M²/H)	2440/1710	2640/1850	2960/2072					
- SCRUBBING WIDTH (MM)	610	660	740					
- MAX SPEED (KM/H)	5,2	5,2	5,2					
- SOLUTION/RECOVERY TANK (L)	80/80	80/80	80/80					
- BRUSH/PAD DIAMETER (MM)	305/305	330/330	370/355					
- BRUSH PRESSURE (KG)	30/50	30/50	30/50					





## Scrubber/dryers

### BA 750/ST/850/ST

#### *Experience and innovation create better results*

- "One touch" scrubbing
- Adjustable brush pressure, from 11 to 113 kg
- Triple corrosion protection
- Brush click on/off (optional on BA 750/850ST)



Nilfisk BA 750/850 and BA 750/850ST is a range of professional scrubber/dryers covering all heavy-duty floor cleaning applications. This series is the perfect choice for large area cleaning such as shopping centres, airports, railway stations, supermarkets, warehouses, factory floors and hospitals.

### BR 600S/700S/800S

#### *Total versatility in ride-on scrubbing and drying*

- "OneTouch" control panel for all scrub functions
- "UltraFlow" squeegee automatic raise in reverse
- Excellent "ClearView" from comfortable operator compartment
- "QuickChange" no tools interchangeable deck system



Nilfisk BR 600S/700S/800S ride-on scrubber/dryers make floor scrubbing easy. Available in eight different configurations, these manoeuvre in and out of tight spaces applying solution, scrubbing floors clean, and picking up all of the dirty solution in one single pass.

	BA 750 ST	BA 850 ST	BR 600S	BR 600CS	BR 700S	BR 700CS	BR 800S	BR 800CS
- VOLTAGE (V)	24	24	36	36	36	36	36	36
- RATED POWER (W)	2063	2063	1960	1960	2260	2260	2260	2260
- SOUND PRESSURE LEVEL AT 1.5 M (DB(A)ISO 3744)	70	70	65	65	65	65	65	65
- PRODUCTIVITY RATE THEORETICAL/ ACTUAL (M <sup>2</sup> /H)	2800/1900	3400/2200	3720/2200	3720/2200	4330/2600	4330/2600	4940/3135	4940/3135
- SCRUBBING WIDTH (MM)	710	850	610	610	710	710	810	810
- MAX SPEED (KM/H)	5,3	4,9	7,2	7,2	7,2	7,2	7,2	7,2
- SOLUTION/RECOVERY TANK (L)	91/91	91/91	113/113	113/113	113/113	113/113	113/113	113/113
- BRUSH/PAD DIAMETER (MM)	2X355	2X430	310/305	-	360/355	-	410/406	-
- BRUSH PRESSURE (KG)	11-113	11-113	27-103	27-103	27-103	27-103	27-103	27-103





## Scrubber/dryers



### BR 850S

#### *Modularity to perfectly fit your application*

- Interchangeable scrub deck, 3 scrub sizes, disc or cylindrical.
- Compact and high productivity: 1 m scrubbing path, more than 150 liters capacity on a real compact body.
- Comfortable to use. One touch control panel, ergonomically designed operator compartment with tilt wheel.
- High traction, give a gradeability up to 20% in transport mode.



The BR850S is unique in the industrial market by providing value where other scrubbers simply can't. An example of this is our modular scrub deck system. The BR850S turns within a (163 cm) radius. It can be used in Distribution/ warehousing, universities, large department stores.

	BR 850S	BR 850SC						
- VOLTAGE (V)	36	36						
- RATED POWER (W)	2820	2810						
- SOUND PRESSURE LEVEL AT 1.5 M (DB(A)ISO 3744)	68	68						
- PRODUCTIVITY RATE THEORETICAL/ ACTUAL (M²/H)	4800/3300	4800/3300						
- SCRUBBING WIDTH (MM)	810	810						
- MAX SPEED (KM/H)	6	6						
- SOLUTION/RECOVERY TANK (L)	157/157	157/157						
- BRUSH/PAD DIAMETER (MM)	2x406	2x cylindrical						
- BRUSH PRESSURE (KG)	0-113	0-113						





## Scrubber/dryers



### BR 1100/C/C-XL

#### *High productivity machines for heavy-duty cleaning*

- Cleans up to 6200 m<sup>2</sup> per hour
- Simple to drive (one touch operations)
- Brushes and squeegees easily changed without tools
- Rugged construction gives long machine life and low operating costs



With disc or cylindrical brush models, Nilfisk BR 1100/1100C/1100C-XL is perfectly suited to all heavy-duty large area cleaning tasks. Ideal for cleaning in airports, car parks, commercial premises, warehouses and production manufacturing areas.

	BR 1100C	BR 1100C-XL	BR 1100					
- VOLTAGE (V)	36	36	36					
- RATED POWER (W)	4052	4500	4800					
- SOUND PRESSURE LEVEL AT 1.5 M (DB(A)ISO 3744)	71	73	71					
- PRODUCTIVITY RATE THEORETICAL/ACTUAL (M <sup>2</sup> /H)	5430/3800	5990/4050	5500/3495					
- SCRUBBING WIDTH (MM)	970	1070	970					
- MAX SPEED (KM/H)	5,6	5,6	5,6					
- SOLUTION/RECOVERY TANK (L)	201/201	201/201	201/201					
- BRUSH/PAD DIAMETER (MM)	146	146	2x510/2x505					
- BRUSH PRESSURE (KG)	23-113	23-113	23-113					



SW 655S

SW 700S

SW 850S

SR 1000S

SR 1100

SR 1300H

SR 1450

SR 1500H

SR 1550C

SR 1700

SR 1700 2WD

SR 1800C

SR 1800S

SR 1800S 2WD



# Sweepers



*Models are available for every conceivable sweeping job. From compact walk-behind units, to large, heavy-duty ride-on models, there is a sweeper in our range that meets your needs in the most efficient way possible. Indoors or Outdoors – and many with versatile dual power supplies that allow them to be used just about anywhere.*

*They are all designed with our famous attention to detail, meaning that they are simple to operate, easy to service and maintain, and they all feature dust-free sweeping.*





## Sweepers Overview

### SW 655S

*Three times faster than manual sweeping*



### SW 700S

*Dust-free sweeping for smaller and confined areas*



### SW 850S

*For medium-sized sweeping jobs*



### SR 1000S

*Small size - great result*



**NEW**

### SR 1100

*Remarkably low running costs*



### SR 1300H

*The compact high dump ride-on sweeper*



### SR 1450

*Compact design for easy manoeuvrability*



**NEW**

### SR 1500H

*Setting a new standard in sweepers*



### SR 1550C

*Simple and functional*



**NEW**

### SR 1700

*Better cleaning without dust*



**NEW**

### SR 1700 2WD

*Two-wheel drive for better stability*



**NEW**

### SR 1800C

*Built to handle the toughest jobs*



**NEW**

### SR 1800S

*No space is too big*



**NEW**

### SR 1800S 2WD

*Greater flexibility in all conditions*



**NEW**





## Sweepers

### SW 655S

#### *Three times faster than manual sweeping*

- Strong, lightweight design
- Easy to manoeuvre and empty
- Side brush pulls debris away from walls, kerbs, pallets and is simply raised when not needed
- Virtually no service required



Nilfisk SW 655S is a walk-behind sweeper. It sweeps three times faster and more thoroughly than a broom, saving time and labour costs. It keeps your surroundings neat and litter-free with minimal cost and effort. Use it indoor on floors or outdoor on paths, roads, parking lots, petrol stations etc.

### SW 700S

#### *Dust-free sweeping for smaller and confined areas*

- Durable polyethylene construction resists corrosion
- One piece hopper on wheels with handle for easy dumping
- Adjustable driver handle to match operator height
- Excellent cleaning result, also on carpeted surfaces with the soft main brush



Nilfisk SW 700S is a walk-behind sweeper for small and narrow areas. Simple to use anywhere by anyone. The SW 700S is six times more productive than cleaning with traditional brooms. Ideal for cleaning offices, exterior-parking areas, warehouses, garages or factories.

### SW 850S

#### *For medium-sized sweeping jobs*

- Durable polyethylene construction resists corrosion
- Flap system allows collection of bulky debris
- Requires no tools for main or side brush adjustment and replacement
- Requires no tools for dust filter replacement



Nilfisk SW 850S is a larger walk-behind sweeper with a higher sweeping and loading performance to satisfy wider and more open spaces. Ideal for cleaning offices, exterior parking areas, warehouses, garages or factories.

	SW 655 S	SW 700S B	SW 700S P	SW 850S B	SW 850S P			
- MOTOR POWER SOURCE	-	BATTERY 12V	PETROL	BATTERY 12V	PETROL			
- MOTORBRAND	-	AMER	HONDA GX100	AMER	HONDA			
- PRODUCTIVITY RATE THEORETICAL/ ACTUAL (M <sup>2</sup> /H)	2000/1400	3200/2400	3200/2400	3700/2800	3700/2800			
- WORKING WIDTH W/RIGHT SIDE BRUSH (MM)	685	700	700	820	820			
- WORKING WIDTH W/2 SIDE BRUSHES (MM)	-	-	-	-	-			
- TURNING RADIUS (MM)	-	-	-	-	-			
- MAX SPEED (KM/H)	-	4,5	4,5	4,5	4,5			
- HOPPER VOLUME (L)	40	40	40	50	50			
- MAX DUMPING HEIGHT (CM)	-	-	-	-	-			





## Sweepers



### SR 1000S

#### *Small size - great result*

- **Amazing manoeuvrability allows cleaning even in congested areas**
- **SR 1000S can also clean carpeted areas, using the optional carpet kit**
- **Improved dust control, better ramp climbing ability, up to 16%, and other top performance features**
- **Either battery or petrol driven versions for indoor or outdoor use**



The Nilfisk-Advance SR 1000S works fast, is small enough to fit into an elevator, manoeuvrable enough to reach the tight corners, comes in either a battery or petrol version for indoor or outdoor work and is durable to withstand tough working conditions.

	SR 1000 S B	SR 1000 S P						
- MOTOR POWER SOURCE	BATTERY 24V	PETROL						
- MOTOR BRAND	AMER	HONDA						
- PRODUCTIVITY RATE THEORETICAL/ ACTUAL (M²/H)	5000/3700	5000/3700						
- WORKING WIDTH W/RIGHT SIDE BRUSH (MM)	-	-						
- WORKING WIDTH W/2 SIDE BRUSHES (MM)	1000	1000						
- TURNING RADIUS (MM)	983	983						
- MAX SPEED (KM/H)	5,5	5,5						
- HOPPER VOLUME (L)	50	50						
- MAX DUMPING HEIGHT (CM)	-	-						





## Sweepers



### SR 1100

#### Remarkably low running costs

- Self levelling and adjusting main brush system (patented)
- Variable side brush rpm and automatic electric filter shaker
- Climbs up 20° slopes whilst sweeping and at full load
- Requires no tools for dust filter, main brush and side brush adjustment or replacement

### SR 1300H

#### The compact high dump ride-on sweeper

- Largest hopper volume in its class, hydraulically operated to dump into bins up to 1,42 m high
- Climbs slopes up to 20% (P versions)
- Requires no tools for dust filter and main brush adjustment or replacement
- Available in Battery, Petrol



Nilfisk SR 1100 is an extremely versatile ride-on sweeper that assures maximum performance in various environments and on different applications. Ideal for outdoor parking lots, pathways, or loading bays, to indoor sweeping in warehouses, factories or other industrial settings.



Despite its compact design, Nilfisk SR 1300H is a big performance ride-on sweeper with a cleaning capacity of up to 10.800 m<sup>2</sup> per hour. It is ideal for outdoor and indoor sweeping applications, such as parking lots, pathways, railway stations, loading bays, warehouses, and industrial settings.

	SR 1100 B	SR 1100 B LSB	SR 1100 ECO w/o battery	SR 1300H B	SR 1300H P			
- MOTOR POWER SOURCE	BATTERY 24V	BATTERY 24V	PETROL/BAT.	Battery 24V	Petrol			
- MOTORBRAND	AMER	AMER	Briggs & Stratton	-	B & S			
- PRODUCTIVITY RATE THEORETICAL/ ACTUAL (M <sup>2</sup> /H)	7000/5500	7000/5500	7000/5500	9500/6500	10800/7600			
- WORKING WIDTH W/RIGHT SIDE BRUSH (MM)	900	900	900	1050	1050			
- WORKING WIDTH W/2 SIDE BRUSHES (MM)	1100	1100	1100	1310	1310			
- TURNING RADIUS (MM)	1288	1288	1288	1690	1690			
- MAX SPEED (KM/H)	7	7	7	7	8			
- HOPPER VOLUME (L)	70	70	70	130	130			
- MAX DUMPING HEIGHT (CM)	-	-	-	142	142			





## Sweepers

### SR 1450

#### *Compact design for easy manoeuvrability*

- Designed to be used both indoors and outdoors
- Ideal for limited spaces and handy in tight areas
- The hydrostatic drive is controlled by a single pedal
- No tools is necessary to replace the broom



The small sweeper that stands out. The SR 1450 is a small and precious gem within the Nilfisk-Advance range for sweepers. The machine is ideal for work in congested and tight-space areas. The dust-free sweeping system is ideal for indoor use such as warehouses, shopping centres and car parks.

### SR 1500H

#### *Setting a new standard in sweepers*

- With its 1,45 m fully hydraulic high dump, emptying is easy and the hopper contains up to 350 l
- A large capacity, 8,5 m<sup>2</sup> polyester cloth filter provides maximum retention of fine dust over long working shifts
- SR 1500H features intuitive controls for easy, immediate operation
- Internal components are easily accessible for quick, easy maintenance



When time is precious and high performance imperative, the SR 1500H is the sweeper to choose. Suitable for indoor industrial applications and outdoor parking areas, this heavy-duty machine efficiently sweeps up to 15.000 m<sup>2</sup>/hour.

	SR 1450 B	SR 1450 D	SR 1450 P	SR 1500H D	SR 1500H B			
– MOTOR POWER SOURCE	BATTERY, 36V	DIESEL 2 CYL. 13,4HP LOMBARDINI	PETROL, 2 CYL. 20,0 HP LOMBARDINI	Diesel	Battery			
– MOTOR BRAND	2,5 KW			Lombardini	-			
– PRODUCTIVITY RATE THEORETICAL/ ACTUAL (M <sup>2</sup> /H)	11000/7500	19000/13000	19000/13000	11500/8600	9200/7000			
– WORKING WIDTH W/RIGHT SIDE BRUSH (MM)	1120	1120	1120	1150	1150			
– WORKING WIDTH W/2 SIDE BRUSHES (MM)	1440	1440	1440	1450	1450			
– TURNING RADIUS (MM)	1500	1500	1500	1950	1950			
– MAX SPEED (KM/H)	8	13	13	10	8			
– HOPPER VOLUME (L)	212	212	212	350	350			
– MAX DUMPING HEIGHT (CM)	136	136	136	145	145			



## Sweepers



### SR 1550C

#### *Simple and functional*

- Two suction turbines provide better airflow and filter efficiency
- Excellent productivity and compact dimensions
- No tools is required, when changing the brush
- Electric filtershaker



The SR 1550C has excellent productivity and compact dimensions. The rear steering wheel makes the machine extremely easy to maneuver in every situations. Due to the dust-free sweeping system it can be used indoors in places such as department stores, ceramic and foundry shops, and shopping center.

	SR1550C B	SR 1550C D	SR 1550C P					
- MOTOR POWER SOURCE	BATTERY, 36v	DIESEL 3. cyl. 23,4 hp	PETROL, 2 cyl. 20,0 hp					
- MOTOR BRAND	5 kw	LOMBARDINI	LOMBARDINI					
- PRODUCTIVITY RATE THEORETICAL/ ACTUAL (M²/H)	12000/8500	20000/14000	20000/14000					
- WORKING WIDTH W/RIGHT SIDE BRUSH (MM)	1240	1240	1240					
- WORKING WIDTH W/2 SIDE BRUSHES (MM)	1530	1530	1530					
- TURNING RADIUS (MM)	1800	1800	1800					
- MAX SPEED (KM/H)	8	13	13					
- HOPPER VOLUME (L)	335	335	335					
- MAX DUMPING HEIGHT (CM)	148	148	148					





## Sweepers

### SR 1700

#### *Better cleaning without dust*

- Two suction turbines provide better air flow and filter efficiency
- High performance and limited dimensions
- Dustfree sweeping system
- Full hydraulic controls



The SR 1700 was designed to achieve an optimal combination of high performance and limited dimensions. Thanks to the dust-free sweeping system, it can be used indoors in large department stores and large factories, it is also ideal for outdoor areas such as yards, shopping centres and car parks.

### SR 1700 2WD

#### *Two-wheel drive for better stability*

- Overcome obstacles such as kerbs and low steps
- Full hydraulic controls
- Automatic brush pressure control
- Easy to operate



SR 1700-2WD is a high-performing compact machine. Suitable for indoor use in large warehouses and factories, due to the dust-free sweeping system. Also ideal for outdoor applications. Also certified for use on roads open to traffic. Two driving and steering wheels give the machine better stability



	SR 1700 D	SR 1700 B 2WD	SR 1700 D 2WD					
- MOTOR POWER SOURCE	DIESEL, cyl. 29,8 hp	BATTERY, 48V	DIESEL, 3. cyl. 29,8 hp					
- MOTOR BRAND	LOMBARDINI	7kw	LOMBARDINI					
- WORKING WIDTH W/RIGHT SIDE BRUSH (MM)	1380	1380	1380					
- WORKING WIDTH W/2 SIDE BRUSHES (MM)	1730	1730	1730					
- TURNING RADIUS (MM)	1875	2000	2000					
- MAX SPEED (KM/H)	13	8	14					
- HOPPER VOLUME (L)	376	376	376					
- MAX DUMPING HEIGHT (CM)	146	146	146					
- LENGTH X WIDTH X HEIGHT (CM)	266X150X161	266X150X161	266X150X161					





## Sweepers



### SR 1800C

#### *Built to handle the toughest jobs*

- Easy to operate, excellent maneuvering
- Cabin which can be fitted
- No tools is required for changing the main brush
- Hydraulic driven rear steering wheel



SR 1800 C was designed to provide the optimum solution to any environment. Cleaning large areas is no longer a problem both indoor and outdoor. The hydraulic-driven rear steering wheel ensures excellent maneuvering ability. Moving around obstacles is easier thanks to the adequate size of the wheels.

### SR 1800S

#### *No space is too big*

- High dump hopper emptying system
- No tools is required to change the main brush
- Cabin can be fitted
- Easy to operate



The SR 1800S is perfectly able to tackle and collect any type of materials with extreme ease. No application is too tasking for the SR 1800S, the largest model in Nilfisk-Advance industrial line. If you need to clean a large car park, a factory or any other type of vast areas.

	SR 1800C B	SR 1800C D	SR 1800S D					
– MOTOR POWER SOURCE	BATTERY, 48V	DIESEL, 4 cyl. 33,2hp LOMBARDINI	DIESEL, 4 cyl. 33,2hp LOMBARDINI					
– MOTOR BRAND	10kw							
– WORKING WIDTH W/RIGHT SIDE BRUSH (MM)	1580	1580	1790					
– WORKING WIDTH W/2 SIDE BRUSHES (MM)	1780	1780	1950					
– TURNING RADIUS (MM)	2030	2030	1975					
– MAX SPEED (KM/H)	8	14	14					
– HOPPER VOLUME (L)	510	510	510					
– MAX DUMPING HEIGHT (CM)	146	146	146					
– LENGTH X WIDTH X HEIGHT (CM)	280X168X158, 5	280X168X158, 5	290X174X162					





## Sweepers



### SR 1800S 2WD

#### *Greater flexibility in all conditions*

- Overcome obstacles such as kerbs and low steps
- High dump hopper emptying system
- Ramp climbing ability, full load up to 20%
- Cabin can be fitted

The SR 1800S 2WD has been designed and constructed for trouble free operation in the most demanding jobs and will easily adapt to any environmental cleaning condition. The two-wheel drive ensures improved grip on any kind of floor. Indoor/ outdoor use. Certified for use on the roads open to traffic.



	SR 1800S D 2WD							
- MOTOR POWER SOURCE	DIESEL, 4 cyl. 33,2hp LOMBARDINI							
- MOTOR BRAND								
- PRODUCTIVITY RATE THEORETICAL/ ACTUAL (M <sup>2</sup> /H)	28000/20000							
- WORKING WIDTH W/RIGHT SIDE BRUSH (MM)	1790							
- WORKING WIDTH W/2 SIDE BRUSHES (MM)	1950							
- TURNING RADIUS (MM)	1975							
- MAX SPEED (KM/H)	14							
- HOPPER VOLUME (L)	510							
- MAX DUMPING HEIGHT (CM)	146							



## Service



# Service

*There is more to a Nilfisk-Advance product than the guarantee that cleaning jobs are performed quickly, effectively and economically. Our high quality products are supported by an equally high quality service organisation that works to eliminate downtime and maximise running-time, ensuring productivity savings and extended operating life for the equipment. Service packages, customised to meet your specific needs, are*

*available to secure optimal service support for your machine.*

Nilfisk-Advance's centrally co-ordinated service network offers a wide range of benefits :

- Guaranteed service within 24 hours performed by specially trained service technicians (Europe)
- Spare parts on hand from the service technician's service van (Europe)
- The option of preventative maintenance with fixed service intervals
- Extended machine lifetime
- Minimised risk of downtime and damage

### Training

Thorough and expert training is the backbone of our service policy. Properly trained technicians, able to both repair and carry out preventative maintenance, represent the most effective means of reducing the risk of expensive breakdowns.

The company's service training centre in Italy is a state-of-the-art facility where our regional trainers, the technical specialists receive extensive and in-depth training to be able to deal with every

conceivable service and breakdown situation.

Our experienced local service staff undergo regular training sessions on new and existing products from these technical specialists. This training at central facilities is then supplemented with local and on-site training. As you can see, our service staff never stops learning, and training is therefore an on-going continuous development.

### Customised contracts in Europe

We offer three different basic types of service contract. However, since actual service packages may vary from country to country, we recommend that you contact your local Nilfisk-Advance representative concerning the available options.

#### 1. Full Service Contract

Offering full maintenance and service at a known, fixed cost, the full service contract provides peace of mind.

By providing regular preventative maintenance, worn and damaged parts are repaired and replaced before the machine breaks down.





Maximising productivity for the equipment at a price that can be budgeted for makes good economic sense. The cost includes labour and travel, plus spare parts used. The agreement specifies the number of visits and covers normal usage.

## 2. Standard Service Contract

This contract provides regular preventative maintenance visits by our trained technicians to inspect and maintain the equipment. The price includes labour and travel costs but not parts fitted during the visit.

## 3. Subscription Contract

The subscription contract specifies that payment is made after each visit by the service technician. In this contract the customer agrees to a minimum of one visit per year.

## European coverage

Only a phone call away, Nilfisk-Advance has 180 trained, professional service technicians in the field throughout Europe. Supported in turn by authorised service dealers, same day coverage of emergency calls is virtually guaranteed. This dedication to offering the best possible support on the machines we supply is a key element in the overall commitment to quality in all phases of Nilfisk-Advance's operations.

## Coverage on other markets

We offer different optional service and preventative maintenance contracts adapted to the local conditions. Through these agreements we can minimise the risk of downtime and damages as well as extend the lifetime of the machines.

Since the service packages are adapted to the conditions in each country the local Nilfisk-Advance representative can give you detailed information of the service package available.





CR 1300

CR 1100/1200/1400



# Combination machines



*For the versatility of both scrubbing and sweeping in a single piece of equipment, look here! These efficient machines eliminate dust by aggressively scrubbing and sweeping while the floor is wet. Then, in the same pass, they squeegee the floors dry – leaving a surface that's streak free, slip free and spotless*





## Combination machines Overview

### CR 1300

*Compact ride-on  
scrubber/dryer with wet-  
sweeping system*

### CR 1100/1200/ 1400

*Do it once – Do it right !*



**NEW**





## Combination machines



### CR 1300

#### ***Compact ride-on scrubber/dryer with wet-sweeping system***

- **No tools necessary for major adjustment and part replacement**
- **Rugged and long lasting polyethylene solution and recovery tanks**
- **21 litre rust proof steel hopper**
- **Centre pivot squeegee and squeegee blades for maximum water pick up**



Designed to clean large areas, Nilfisk CR 1300 scrubs, sweeps small debris, and dries the floor all in one pass. CR 1300 is perfect when floor cleaning is more than merely for cosmetic purposes, in food processing plants, in manufacturing facilities, warehouses, airports, and even in car parks.

	CR 1300 LPG	CR 1300 B						
- PRODUCTIVITY RATE THEORETICAL/ ACTUAL (M²/H)	7804/5850	7804/5850						
- SWEEPING WIDTH (MM)	910	910						
- SCRUBBING WIDTH (MM)	1270	1270						
- TURNING RADIUS (MM)	1830	1830						
- MAX SPEED (KM/H)	13	9,6						
- SOLUTION/RECOVERY TANK (L)	227/ 265	227/227						
- HOPPER VOLUME (L)	21	21						
- MAIN FILTER AREA (M²)	-	-						
- BRUSH/PAD DIAMETER (MM)	330	330						





## Combination machines



### CR 1100/1200/1400

***Do it once – Do it right !***

- **Modular design offers a range of product variations to fit the customer application needs perfectly, and to meet different budget levels**
- **Longer running time between tank refills thanks to increased capacity provides better cleaning performance and higher productivity for lower overall costs**
- **The operator's seating position is ergonomically designed, offering a clear view of the working zone for greater safety and less fatigue**



The CR1100/1200/1400 are complete floor cleaning solutions as they can sweep, scrub and dry in a single pass or be used for just sweeping or scrubbing depending on the application.

	CR 1100 D/P/ LPG	CR 1100 B	CR 1200 D/P/ LPG	CR 1200 B	CR 1400 D/P/ LPG			
– PRODUCTIVITY RATE THEORETICAL/ ACTUAL (M <sup>2</sup> /H)	7000/5000	7000/5000	7900/5500	7900/5500	8800/6200			
– SWEEPING WIDTH (MM)	1300	1300	1600	1600	1600			
– SCRUBBING WIDTH (MM)	1100	1100	1200	1200	1400			
– TURNING RADIUS (MM)	3000	3000	3000	3000	3000			
– MAX SPEED (KM/H)	9,6	8,9	9,6	8,9	9,6			
– SOLUTION/RECOVERY TANK (L)	225/225	225/225	300/300	300/300	300/300			
– HOPPER VOLUME (L)	260	260	260	260	260			
– MAIN FILTER AREA (M <sup>2</sup> )	7,25	7,25	7,25	7,25	7,25			
– BRUSH/PAD DIAMETER (MM)	3x380	3x380	3x430	3x430	4x360			



**RS 500**

**RS 850**

**RS 1300**



# Road Sweepers



*Nilfisk-Advance's product range will be further enhanced with the recent acquisition of Ecologica, the Italian specialist producer of modern industrial road sweepers. This exciting development means that in addition to expanding our sweeper range, Nilfisk-Advance will also be able to introduce road-sweeper equipment. This will give leading product capability and strengthen our position as the No.1 global supplier of professional cleaning equipment. This expanded product portfolio will serve key accounts such as contract cleaners, logistic centres and warehouses, industry, municipalities and public institutions.*



Road Sweepers Overview

RS 500

*Getting around - getting it clean*

RS 850

*Versatility and performance - a winning combination*

RS 1300

*Never before has outdoor sweeping been this easy*



NEW



NEW



NEW



## Road Sweepers



### RS 500

#### *Getting around - getting it clean*

- **EASY TO TRANSFER:** The weight is just 1.500 kg. You can transport it with a 4x4 and a simple trailer. You can use it in more than one place, so the amortization of the machine is on multiple cleaning contracts.
- **COMPACTNESS:** Enables the machine to pass everywhere; historical centres, arcades, footpaths, parking areas, cycle paths etc.
- **POWERFUL:** 34HP. The most powerful in its category with the same performances as on the bigger machines



3

Weighing just 1500 kg and with a fantastic turning radius, the RS 500 is the perfect outdoor sweeper for fast, efficient cleaning of small or congested areas such as footpaths, parking lots, sidewalks and loading bays. High suction & strong airflow for pick-up of bottles, stones & other heavy debris

	RS 500							
- MOTOR POWER SOURCE	Diesel, 34hp, 4cyl. 19000/13000							
- PRODUCTIVITY RATE THEORETICAL/ ACTUAL (M²/H)								
- WORKING WIDTH W/2 SIDE BRUSHES (MM)	1600							
- WORKING WIDTH W/3RD SIDE BRUSH (MM)	-							
- MAX SPEED (KM/H)	20							
- MAX CLIMBING RATE (%)	25							
- WATER TANK CAPACITY (L)	220(110x2)							
- HOPPER VOLUME (L)	500							
- MAX DUMPING HEIGHT (CM)	80-150							





# Road Sweepers



## RS 850

### *Versatility and performance - a winning combination*

- **COMPACTNESS:** The global dimension of the machines are extremely small thanks to the short wheel base
- **HIGH SUCTION PERFORMANCE:** The largest and the highest suction nozzle in this segment
- **FLEXIBLE AND EVERYWHERE:** The climbing ability is up to 18%. Thanks to its particular brush system it is the only machine that can sweep sidewalk narrower than the machine itself.

Small and mobile enough to handle sidewalks and congested areas, yet large enough to offer productive cleaning of city squares and urban spaces, overcome 17 cm high kerbs and steps climbing ability is 18%. It has a fantastic manoeuvrability and its low noise level won't disturb the neighbours.



	RS 850							
- MOTOR POWER SOURCE	Diesel, 65hp, 3cyl. 250000/17000							
- PRODUCTIVITY RATE THEORETICAL/ ACTUAL (M²/H)								
- WORKING WIDTH W/2 SIDE BRUSHES (MM)	1600							
- WORKING WIDTH W/3RD SIDE BRUSH (MM)	2100							
- MAX SPEED (KM/H)	24							
- MAX CLIMBING RATE (%)	18							
- WATER TANK CAPACITY (L)	238(190+48)							
- HOPPER VOLUME (L)	850							
- MAX DUMPING HEIGHT (CM)	80-160							





## Road Sweepers



### RS 1300

***Never before has outdoor sweeping been this easy***

- **COMPACTNESS:** The global dimension of the machines are extremely small thanks to the short wheel base
- **HIGH SUCTION PERFORMANCE:** The largest and the highest suction nozzle in this segment
- **FLEXIBLE AND EVERYWHERE:** The climbing ability is up to 24%. Thanks to its particular brush system, it is the only machine that can sweep sidewalks narrower than the machine itself.



The RS 1300 fulfill all three main areas of professional city cleaning needs such as cleaning ability, productivity and flexibility, and to this we added another - easy maintenance. The powerful suction and high volume airflow ensure efficient cleaning in the fastest possible time.

#### RS 1300

- MOTOR POWER SOURCE	Diesel, 74hp, 4 cyl.
- PRODUCTIVITY RATE THEORETICAL/ ACTUAL (M <sup>2</sup> /H)	25000/17000
- WORKING WIDTH W/2 SIDE BRUSHES (MM)	1600
- WORKING WIDTH W/3RD SIDE BRUSH (MM)	2100
- MAX SPEED (KM/H)	30
- MAX CLIMBING RATE (%)	24
- WATER TANK CAPACITY (L)	238(190+48)
- HOPPER VOLUME (L)	1300
- MAX DUMPING HEIGHT (CM)	80-160



## www.nilfisk-advance.com: at your fingertips

### The solution to your cleaning challenges are only a click away

Round-the-clock information about the complete range of equipment to meet your cleaning challenges. Download user manuals, brochures, fact-sheets etc. is as close as your computer. Browse the pictures or watch the product videos.....It's here, and more, at **www.nilfisk-advance.com**

### Contact us

Need cleaning advice, a quotation, demonstration, site visit, after sales service or.....?

**www.nilfisk-advance.com/  
contact**

### News and Exhibitions

Keep your self updated and go to the news section and sign up for the newsletter while you are there. **www.nilfisk-advance.com/news**

### At your service 24-7-365

my.nilfisk-advance.com is a password restricted partner zone giving access to up-to-the-minute product and order information:

- e-commerce > Place orders anytime, anywhere
- webparts > Product diagrams and spare parts
- country specific product information
- e-learning > Training and knowledge base
- MarketingZone > Marketing materials and image library
- track and trace > Follow your order

*With a main corporate web site, local sites and an ever-growing repertoire of product-specific sub-sites, we have the breadth and depth of the interactive information you need.*

*Every month, we have more than 30.000 visits to our websites.....*

*Bookmark us!*



### Cut cost > become a member

If you are a Nilfisk-Advance partner and do not already have access to my.nilfisk-advance.com please contact your nearest Nilfisk-Advance representative to obtain login data.



# On-target interaction





PS 333A

SD 43-165

SDM 43-180

421 A/ 421 B

510B/510B-3

SD 43-400

SDM 43-450

545

SDM 43-DUO

SDM 43-900

SDM 53-1500

BHS 5120

BHS 7014



# Single discs & Burnishers



*Hard floor cleaning can be fast and easy with the right tool. Our wide range of efficient, multi-purpose single disc machines and burnishers offer high productivity savings in scrubbing, wet and dry stripping, polishing, spray cleaning or burnishing your hard floors to make them last longer and look better. And remember, a clean floor is a safer floor.*

*Make light work of the heaviest floor cleaning jobs by using the best designed single disc floor machine or burnisher in the business. From Nilfisk-Advance of course.*





## Single discs / Burnishers Overview

### PS 333A

*Compact machine for small areas*



### SD 43-165

*Low speed single disc with 165 rpm*



**NEW**

### SDM 43-180

*Low speed single disc with 180 rpm*



**NEW**

### 421 A/ 421 B

*Low speed unit for medium duty applications*



### 510B/510B-3

*Industrial workhorse*



### SD 43-400

*High speed single disc with 400 rpm*



**NEW**

### SDM 43-450

*High speed single disc with 450 rpm*



**NEW**

### 545

*With the Nilfisk 545 productivity increases by 60%*



### SDM 43-DUO

*Two speed single disc*



**NEW**

### SDM 43-900

*Electric cord burnishers with 900 rpm*



### SDM 53-1500

*Electric cord burnishers with 1500 rpm*



### BHS 5120

*Battery powered performance*



### BHS 7014

*Burnish in half the time*







## Single discs

### PS 333A

#### **Compact machine for small areas**

- Easy and safe to use, features built in safety grip
- Individually adjustable handle bar
- Easy to transport between cleaning locations
- Easy to clean under low furniture



Nilfisk PS 333 A is a low speed single disc machine. Easy to use as all functions are controlled from the operator handle with a built-in safety grip. PS 333 A is designed for maintenance, light scrubbing and polishing of hard floors.

### SD 43-165

#### **Low speed single disc with 165 rpm**

- Designed for basic low speed tasks
- Lightweight and easy to operate
- Wide angle, ergonomic handle
- Additional weight for demanding tasks



This 165 rpm machine has a 43 cm brush/pad diameter and is designed for lighter cleaning tasks. Scrubbing, spray cleaning and polishing of hard floors, for example, are handled efficiently and quickly.

### SDM 43-180

#### **Low speed single disc with 180 rpm**

- Designed for medium low speed tasks
- Excellent balance and easy operation
- Wide angle, ergonomic handle
- Solid aluminium construction for durability



The special Nilfisk design is well in evidence in this efficient 180 rpm low-speed machine. Ideal for scrubbing, spray cleaning and stripping of hard floors, it is designed for comfortable, fatigue-free operation and effective results.

	PS 333 A	SD 43-165	SDM 43-180					
– CABLE LENGTH (M)	10	12,5	12,5					
– PROTECTION CLASS / IP PROTECTION	II/IPX4	I/IPX4	I/IPX4					
– RATED POWER (W)	500	1000	1200					
– SOUND PRESSURE LEVEL AT 1.5 M (DB(A)ISO 3744)	54	58	60					
– BRUSH/PAD DIAMETER (MM)	330	430	430					
– BRUSH/PAD PRESSURE (G/CM²)	37	29	35					
– BRUSH/PAD SPEED (RPM)	188	165	180					
– BRUSH TORQUE (NM)	25	57	65					
– LENGTH X WIDTH X HEIGHT (CM)	40x33x112	56X43X117	53X43X117					





## Single discs

### 421 A/ 421 B

#### *Low speed unit for medium duty applications*

- Ergonomic design to minimise stress and fatigue
- Aggressive deep cleaning due to more torque
- Gearbox drive for tough cleaning jobs
- Motor overload protection switch



Nilfisk 421 A/ 421 B is the classic medium duty single disc machine. The combination of high brush pressure and torque speeds up cleaning time and makes the job faster and easier. A helical gear drive for the brush provides uniform power transmission and added safety in tough cleaning situations.

### 510B/510B-3

#### *Industrial workhorse*

- Ergonomic design to minimise stress and fatigue
- Aggressive deep cleaning due to more torque
- Gearbox drive for tough cleaning jobs
- Motor overload protection switch



Nilfisk 510 B and 510B-3 are robust heavy-duty single disc machines for industrial cleaning. High cleaning power due to extra torque ensures exceptional results in both wet and dry cleaning. The ergonomically located controls are within easy reach for operator comfort.

### SD 43-400

#### *High speed single disc with 400 rpm*

- Designed for basic high speed tasks
- Lightweight and easy to operate
- Wide angle, ergonomic handle
- Additional weight for demanding tasks



This 400 rpm machine has a 43 cm brush/pad diameter and is designed for light cleaning tasks, such as polishing, scrubbing and spray cleaning of hard floors. It is lightweight and easy to operate, and is fitted with a unique, ergonomic handle for comfort and less fatigue during long shifts.

	421 A	421 B	510 B	510 B 3	SD 43-400			
- CABLE LENGTH (M)	12	12	12	25	12,5			
- PROTECTION CLASS / IP PROTECTION	II/IP43	II/IP43	I/IP43	I/IP43	I/IPX0			
- RATED POWER (W)	750	1200	1500	1500	1100			
- SOUND PRESSURE LEVEL AT 1.5 M (DB(A)ISO 3744)	63	63	64	64	61			
- BRUSH/PAD DIAMETER (MM)	410	410	510	510	430			
- BRUSH/PAD PRESSURE (G/CM²)	37	37	51	51	30			
- BRUSH/PAD SPEED (RPM)	175	175	145	145	400			
- BRUSH TORQUE (NM)	67	67	98	98	26			
- LENGTH X WIDTH X HEIGHT (CM)	51x51x118	51x51x118	61x61x121	61x61x121	56x43x117			



## Single discs



### SDM 43-450

#### *High speed single disc with 450 rpm*

- Designed for medium high speed tasks
- Excellent balance and easy operation
- Wide angle, ergonomic handle
- Solid aluminium construction for durability



Ideal for high-speed polishing and spray cleaning of hard floors, this 450 rpm machine is designed for medium-duty usage. The balance is excellent and the solid aluminium construction provides durability and extended life.

### 545

#### *With the Nilfisk 545 productivity increases by 60%*

- Up to 60% labour cost savings
- Extends the floor's life and improves it's appearance
- Minimised water and chemical consumption
- HEPA filter available for clean room applications



Nilfisk 545 is a high-speed single disc machine with 3-step integrated active dust extraction. This allows dust-free, polymer film coat renovation, by cleaning and polishing hard floors without the inconvenience of conventional methods using water and chemicals.

	SDM 43-450	545						
- CABLE LENGTH (M)	12,5	20						
- PROTECTION CLASS / IP PROTECTION	II/XP0	II/II44						
- RATED POWER (W)	1500	2700						
- SOUND PRESSURE LEVEL AT 1.5 M (DB(A)ISO 3744)	62	69						
- BRUSH/PAD DIAMETER (MM)	430	500						
- BRUSH/PAD PRESSURE (G/CM²)	39	34						
- BRUSH/PAD SPEED (RPM)	450	450						
- BRUSH TORQUE (NM)	37	50						
- LENGTH X WIDTH X HEIGHT (CM)	53X43X117	60X60X118						





## Single discs



### SDM 43-DUO

#### *Two speed single disc*

- **Designed for medium Dual speed tasks**
- **Excellent balance and easy operation**
- **Wide angle, ergonomic handle**
- **Solid aluminium construction for durability**



This dual speed machine offers the choice of either 190 or 380 rpm for easy, efficient and cost-effective maintenance of virtually all floors. Built for medium-duty use, this unit handles stripping or scrubbing as well as high-speed spray cleaning or polishing.

	SDM 43-DUO							
– CABLE LENGTH (M)	12,5							
– PROTECTION CLASS / IP PROTECTION	IPX4							
– RATED POWER (W)	1200-1500							
– SOUND PRESSURE LEVEL AT 1.5 M (DB(A)ISO 3744)	65							
– BRUSH/PAD DIAMETER (MM)	430							
– BRUSH/PAD PRESSURE (G/CM²)	39							
– BRUSH/PAD SPEED (RPM)	190/380							
– BRUSH TORQUE (NM)	65/40							
– LENGTH X WIDTH X HEIGHT (CM)	53X43X117							



# Burnishers



## SDM 43-900

### Electric cord burnishers with 900 rpm

- Designed for ultra high speed tasks
- Highly manoeuvrable and simple to operate
- Wide angle, ergonomic handle
- Solid aluminium construction for durability



With 900 rpm speed and a 43 cm diameter, this electric cord burnisher offers high productivity in polishing and maintaining high gloss floors. Ideal for efficient spray cleaning, due to a combination high pad pressure and high speed.

	SDM 43-900							
– CABLE LENGTH (M)	12,5							
– PROTECTION CLASS / IP PROTECTION	IPX0							
– RATED POWER (W)	1500							
– SOUND PRESSURE LEVEL AT 1.5 M (DB(A)ISO 3744)	65							
– BRUSH/PAD DIAMETER (MM)	430							
– BRUSH/PAD PRESSURE (G/CM²)	12							
– BRUSH/PAD SPEED (RPM)	900							
– BRUSH TORQUE (NM)	14							
– LENGTH X WIDTH X HEIGHT (CM)	60X43X117							





## Burnishers

### SDM 53-1500

#### *Electric cord burnishers with 1500 rpm*

- Designed for ultra high speed tasks
- Highly manoeuvrable and simple to operate
- Wide angle, ergonomic handle
- Solid aluminium construction for durability



This ultra high speed unit covers large areas with maximum efficiency and in the minimum of time. Ideal for building a long-lasting shine to hard floors, this electric cord burnisher is also the right choice for high productivity in polishing and maintenance of floors in medium duty applications.

### BHS 5120

#### *Battery powered performance*

- Covers 1600 m<sup>2</sup>/hour
- Built in dust collection
- Dual collector filter bags
- Low noise level



The BHS 5120 is a 2000 rpm walk behind battery burnisher, with dual collector bags to catch and hold the dust to prevent dust mopping after burnishing. A free floating pad drive mechanism ensures a uniform floor finish.

### BHS 7014

#### *Burnish in half the time*

- Covers 3500 m<sup>2</sup>/hour
- Built in dust collection eliminates the need to mop after burnishing
- Optional quick battery exchange kit doubles run time to 3,4 hours
- Adjustable seat and steering wheel



The BHS 7014 Ride-on battery burnisher is the fastest way to get the high shine finish so popular in today's retail centres, hospitals and other public areas.

	SDM 53-1500	BHS 5120	BHS 7014					
- CABLE LENGTH (M)	12,5	-	-					
- PROTECTION CLASS / IP PROTECTION	IPX0	III/ IP30	III/ IP30					
- RATED POWER (W)	1800	1840	5536					
- SOUND PRESSURE LEVEL AT 1.5 M (DB(A)ISO 3744)	67	68	70					
- BRUSH/PAD DIAMETER (MM)	530	510	690					
- BRUSH/PAD PRESSURE (G/CM <sup>2</sup> )	10	AUTO ADJUST	AUTO ADJUST					
- BRUSH/PAD SPEED (RPM)	1500	2000	1350					
- BRUSH TORQUE (NM)	12	-	-					
- LENGTH X WIDTH X HEIGHT (CM)	79x55x117	117x65x102	206x64x117					



UC 912  
AX 300/400  
AX 650  
BRX 700



# Carpet extractors



*For quick and more economical carpet cleaning we recommend our carpet extractors where you can choose between box extractors, where the cleaning solution is sprayed into the carpet to loosen the dirt which is picked up afterwards. For larger areas you choose the automatics where the injected cleaning solution is agitated with a brush to get a more effective dry and cleaned carpet in a single pass.*





**Carpet extractors** Overview

**UC 912**

*High-suction carpet  
extractor*



**AX 300/400**

*Automatic carpet  
extraction*



**AX 650**

*The most technological  
carpet extractor on the  
market*



**NEW**

**BRX 700**

*The first industrial,  
multitasking ride-on  
sweeper/extractor*



**NEW**





## Carpet extractors



### UC 912

#### High-suction carpet extractor

- High suction capacity
- High drying capacity
- Easy to manoeuvre
- Versatile, can be used as a standard wet pick up

### AX 300/400

#### Automatic carpet extraction

- Efficient one pass cleaning of both soft and hard floors
- Compact, easy to manoeuvre
- Easy pull design
- Hard floor nozzle kit available



Nilfisk UC 912 is the carpet extractor you need where spills occur or dirt gets tracked in and limited areas of carpet cleaning is needed. Just wheel out the UC 912 and it's pressure, combined with excellent vacuum recovery, leaves the carpet clean and dry.



With Nilfisk AX 300/400 you can deep-clean carpets in one single pass. Built-in brush action ensures superior cleaning, and a three-stage vacuum motor provides excellent solution pick-up. Use Nilfisk AX 300/400 to power clean the dirtiest carpet or the roughest hard floor surface.

	UC 912	AX 300	AX 400					
- RATED POWER (W)	2000	1100	1100					
- SUCTION POWER END OF TUBE (W)	290	-	-					
- AIRFLOW (L/SEC)	51	45	45					
- VACUUM AT NOZZLE (KPA)	22	-	-					
- SOUND PRESSURE LEVEL (DB(A) BS 5415)	59-69	72	72					
- WORKING WIDTH (MM)	270	300	400					
- SUCTION WIDTH (MM)	270	355	460					
- SOLUTION/RECOVERY TANK (L)	15/45	15/15	30/22					
- PUMP PRESSURE (BAR/PSI)	3,5	4	4					





## Carpet extractors



### AX 650

***The most technological carpet extractor on the market***

- Dual purpose ability allowing interim cleaning or deep restoration cleaning ("Maintenance" mode or "Restoration" mode)
- Brush deck can slide out 13 cm for edge cleaning along walls
- A 151 litre solution tank ensures long cleaning time without stops
- Easy maintenance (brush, vacuum shoes and vacuum motors are removable without any use of tools)



Nilfisk AX 650 battery-powered automatic carpet extractor cuts operation costs with longer run-time and by minimising operator dumping and refilling time. Unique to the AX 650 is its dual-purpose cleaning capability, interim and deep cleaning of carpets.

	Nilfisk AX 650							
– RATED POWER (W)	2000							
– SUCTION POWER END OF TUBE (W)	-							
– AIRFLOW (L/SEC)	44							
– VACUUM AT NOZZLE (KPA)	-							
– SOUND PRESSURE LEVEL (DB(A) BS 5415)	76							
– WORKING WIDTH (MM)	635							
– SUCTION WIDTH (MM)	780							
– SOLUTION/RECOVERY TANK (L)	151/117							
– PUMP PRESSURE (BAR/PSI)	100							





## Carpet extractors



### BRX 700

***The first industrial, multitasking ride-on sweeper/extractor***


- Cleans up to 1720 m<sup>2</sup> per hour in low moisture mode
- 160 cm turning radius and can fit a 83 cm doorway
- One touch control, excellent driver visibility
- Dual vacuum unit enables quick dry time



The BRX 700 is designed to eliminate vacuuming before extracting by sweeping and extracting in one pass! With the wide 71 cm cleaning path and 170 litre solution tank, productivity is increased by 400% compared to standard method.

	Nilfisk BRX 700							
- RATED POWER (W)	3220							
- SUCTION POWER END OF TUBE (W)	-							
- AIRFLOW (L/SEC)	80							
- VACUUM AT NOZZLE (KPA)	18,3							
- SOUND PRESSURE LEVEL (DB(A) BS 5415)	73							
- WORKING WIDTH (MM)	710							
- SUCTION WIDTH (MM)	780							
- SOLUTION/RECOVERY TANK (L)	170/95							
- PUMP PRESSURE (BAR/PSI)	100							






# ACCESSORIES

*Every cleaning application is special, and to get the best out of the machines you buy it is important to have the right accessories to go with them.*


*Whether it's special nozzles for your vacuum cleaner, brushes for your scrubber-dryer or special filters for sensitive-area cleaning, we can provide the right solution to help you clean better.*

*The right accessories not only enable the cleaning job to be done in the fastest and most efficient way, they also help to prevent damage to the machine and reduce maintenance costs.*




*All products carrying the Nilfisk-Advance label have been fully tested and are guaranteed for use with our equipment.*







ESD and FDA approved Nozzles

	<p><b>FDA approved - 38mm connection</b></p> <p>NOZZLE LIPS 38MM ST.STEEL F.PIPE 100MM WHITE (FDA) 22430103</p> <p>NOZZLE LIPS 38MM ST.STEEL F.PIPE 100MM YELLOW (FDA) 22430104</p> <p>NOZZLE LIPS 38MM ST.STEEL F.PIPE 100MM RED (FDA) 22430105</p> <p>NOZZLE LIPS 38MM ST.STEEL F.PIPE 100MM GREEN (FDA) 22430106</p> <p>NOZZLE LIPS 38MM ST.STEEL F.PIPE 100MM BLUE (FDA) 22430107</p> <p>NOZZLE LIPS 38MM ST.STEEL F.PIPE 200MM WHITE (FDA) 22430203</p> <p>NOZZLE LIPS 38MM ST.STEEL F.PIPE 200MM YELLOW (FDA) 22430204</p> <p>NOZZLE LIPS 38MM ST.STEEL F.PIPE 200MM RED (FDA) 22430205</p> <p>NOZZLE LIPS 38MM ST.STEEL F.PIPE 200MM GREEN (FDA) 22430206</p> <p>NOZZLE LIPS 38MM ST.STEEL F.PIPE 200MM BLUE (FDA) 22430207</p> <p>NOZZLE LIPS 38MM ST.STEEL F.PIPE 300MM WHITE (FDA) 22430303</p> <p>NOZZLE LIPS 38MM ST.STEEL F.PIPE 300MM YELLOW (FDA) 22430304</p> <p>NOZZLE LIPS 38MM ST.STEEL F.PIPE 300MM RED (FDA) 22430305</p> <p>NOZZLE LIPS 38MM ST.STEEL F.PIPE 300MM GREEN (FDA) 22430306</p> <p>NOZZLE LIPS 38MM ST.STEEL F.PIPE 300MM BLUE (FDA) 22430307</p> <p>NOZZLE LIPS 38MM ST.STEEL FLAT 300MM WHITE (FDA) 22430803</p> <p>NOZZLE LIPS 38MM ST.STEEL FLAT 300MM YELLOW (FDA) 22430804</p> <p>NOZZLE LIPS 38MM ST.STEEL FLAT 300MM RED (FDA) 22430805</p> <p>NOZZLE LIPS 38MM ST.STEEL FLAT 300MM GREEN (FDA) 22430806</p> <p>NOZZLE LIPS 38MM ST.STEEL FLAT 300MM BLUE (FDA) 22430807</p>		
	<p><b>FDA approved - 50mm connection</b></p> <p>NOZZLE LIPS 50MM ST.STEEL F.PIPE 100MM WHITE (FDA) 22431803</p> <p>NOZZLE LIPS 50MM ST.STEEL F.PIPE 100MM YELLOW (FDA) 22431804</p> <p>NOZZLE LIPS 50MM ST.STEEL F.PIPE 100MM RED (FDA) 22431805</p> <p>NOZZLE LIPS 50MM ST.STEEL F.PIPE 100MM GREEN (FDA) 22431806</p> <p>NOZZLE LIPS 50MM ST.STEEL F.PIPE 100MM BLUE (FDA) 22431807</p> <p>NOZZLE LIPS 50MM ST.STEEL F.PIPE 200MM WHITE (FDA) 22431903</p> <p>NOZZLE LIPS 50MM ST.STEEL F.PIPE 200MM YELLOW (FDA) 22431904</p> <p>NOZZLE LIPS 50MM ST.STEEL F.PIPE 200MM RED (FDA) 22431905</p> <p>NOZZLE LIPS 50MM ST.STEEL F.PIPE 200MM GREEN (FDA) 22431906</p> <p>NOZZLE LIPS 50MM ST.STEEL F.PIPE 200MM BLUE (FDA) 22431907</p> <p>NOZZLE LIPS 50MM ST.STEEL F.PIPE 300MM WHITE (FDA) 22432003</p> <p>NOZZLE LIPS 50MM ST.STEEL F.PIPE 300MM YELLOW (FDA) 22432004</p> <p>NOZZLE LIPS 50MM ST.STEEL F.PIPE 300MM RED (FDA) 22432005</p> <p>NOZZLE LIPS 50MM ST.STEEL F.PIPE 300MM GREEN (FDA) 22432006</p> <p>NOZZLE LIPS 50MM ST.STEEL F.PIPE 300MM BLUE (FDA) 22432007</p> <p>NOZZLE LIPS 50MM ST.STEEL FLAT 300MM WHITE (FDA) 22432303</p> <p>NOZZLE LIPS 50MM ST.STEEL FLAT 300MM YELLOW (FDA) 22432304</p> <p>NOZZLE LIPS 50MM ST.STEEL FLAT 300MM GREEN (FDA) 22432306</p> <p>NOZZLE LIPS 50MM ST.STEEL FLAT 300MM BLUE (FDA) 22432307</p>		
	<p><b>FDA approved - Lockable 50mm connection</b></p> <p>NOZZLE LIPS 50MM ST.STEEL F.PIPE 100MM WHITE (FDA) 22433103</p> <p>NOZZLE LIPS 50MM ST.STEEL F.PIPE 100MM YELLOW (FDA) 22433104</p> <p>NOZZLE LIPS 50MM ST.STEEL F.PIPE 100MM RED (FDA) 22433105</p> <p>NOZZLE LIPS 50MM ST.STEEL F.PIPE 100MM GREEN (FDA) 22433106</p> <p>NOZZLE LIPS 50MM ST.STEEL F.PIPE 100MM BLUE (FDA) 22433107</p> <p>NOZZLE LIPS 50MM ST.STEEL F.PIPE 200MM WHITE (FDA) 22433203</p> <p>NOZZLE LIPS 50MM ST.STEEL F.PIPE 200MM YELLOW (FDA) 22433204</p> <p>NOZZLE LIPS 50MM ST.STEEL F.PIPE 200MM RED (FDA) 22433205</p> <p>NOZZLE LIPS 50MM ST.STEEL F.PIPE 200MM GREEN (FDA) 22433206</p> <p>NOZZLE LIPS 50MM ST.STEEL F.PIPE 200MM BLUE (FDA) 22433207</p> <p>NOZZLE LIPS 50MM ST.STEEL F.PIPE 300MM WHITE (FDA) 22433303</p> <p>NOZZLE LIPS 50MM ST.STEEL F.PIPE 300MM YELLOW (FDA) 22433304</p> <p>NOZZLE LIPS 50MM ST.STEEL F.PIPE 300MM RED (FDA) 22433305</p> <p>NOZZLE LIPS 50MM ST.STEEL F.PIPE 300MM GREEN (FDA) 22433306</p> <p>NOZZLE LIPS 50MM ST.STEEL F.PIPE 300MM BLUE (FDA) 22433307</p> <p>NOZZLE LIPS 50MM ST.STEEL FLAT 300MM WHITE (FDA) 22433603</p> <p>NOZZLE LIPS 50MM ST.STEEL FLAT 300MM YELLOW (FDA) 22433604</p> <p>NOZZLE LIPS 50MM ST.STEEL FLAT 300MM RED (FDA) 22433605</p> <p>NOZZLE LIPS 50MM ST.STEEL FLAT 300MM GREEN (FDA) 22433606</p> <p>NOZZLE LIPS 50MM ST.STEEL FLAT 300MM BLUE (FDA) 22433607</p>		





## ESD and FDA approved Nozzles

	<b>Standard (ESD) - 38mm connection</b>		
	NOZZLE LIPS 38MM ST.STEEL F.PIPE 100MM DARKGREY	22430101	
	NOZZLE LIPS 38MM FE/ZN F.PIPE 100MM BLACK (ESD)	22430102	
	NOZZLE LIPS 38MM ST.STEEL F.PIPE 200MM DARKGREY	22430201	
	NOZZLE LIPS 38MM FE/ZN F.PIPE 200MM BLACK (ESD)	22430202	
	NOZZLE LIPS 38MM ST.STEEL F.PIPE 300MM DARKGREY	22430301	
	NOZZLE LIPS 38MM FE/ZN F.PIPE 300MM BLACK (ESD)	22430302	
	NOZZLE LIPS 38MM ST.STEEL FLAT 300MM DARKGREY	22430801	
	NOZZLE LIPS 38MM FE/ZN FLAT 300MM BLACK (ESD)	22430802	
	NOZZLE BRUSH38MM FE/ZN F.PIPE 100MM GREY STANDAR	22430900	
	NOZZLE BRUSH38MM ST.STEEL F.PIPE 100MM DARKGREY	22430901	
	NOZZLE BRUSH38MM FE/ZN F.PIPE 100MM BLACK (ESD)	22430902	
	NOZZLE BRUSH38MM FE/ZN F.PIPE 200MM GREY STANDAR	22431000	
	NOZZLE BRUSH38MM ST.STEEL F.PIPE 200MM DARKGREY	22431001	
	NOZZLE BRUSH38MM FE/ZN F.PIPE 200MM BLACK (ESD)	22431002	
	NOZZLE BRUSH38MM FE/ZN F.PIPE 300MM GREY STANDAR	22431100	
	NOZZLE BRUSH38MM ST.STEEL F.PIPE 300MM DARKGREY	22431101	
	NOZZLE BRUSH38MM FE/ZN F.PIPE 300MM BLACK (ESD)	22431102	
	NOZZLE BRUSH38MM FE/ZN FLAT 300MM GREY STANDARD	22431600	
	NOZZLE BRUSH38MM ST.STEEL FLAT 300MM DARKGREY	22431601	
	NOZZLE BRUSH38MM FE/ZN FLAT 300MM BLACK (ESD)	22431602	
	<b>Standard (ESD) - 50mm connection</b>		
	NOZZLE LIPS 50MM ST.STEEL F.PIPE 100MM DARKGREY	22431801	
	NOZZLE LIPS 50MM FE/ZN F.PIPE 100MM BLACK (ESD)	22431802	
	NOZZLE LIPS 50MM FE/ZN F.PIPE 200MM BLACK (ESD)	22431902	
	NOZZLE LIPS 50MM ST.STEEL F.PIPE 300MM DARKGREY	22432001	
	NOZZLE LIPS 50MM FE/ZN F.PIPE 300MM BLACK (ESD)	22432002	
	NOZZLE LIPS 50MM ST.STEEL FLAT 300MM DARKGREY	22432301	
	NOZZLE LIPS 50MM FE/ZN FLAT 300MM BLACK (ESD)	22432302	
	NOZZLE BRUSH50MM FE/ZN F.PIPE 100MM GREY STANDAR	22432400	
	NOZZLE BRUSH50MM ST.STEEL F.PIPE 100MM DARKGREY	22432401	
	NOZZLE BRUSH50MM FE/ZN F.PIPE 100MM BLACK (ESD)	22432402	
	NOZZLE BRUSH50MM FE/ZN F.PIPE 200MM GREY STANDAR	22432500	
	NOZZLE BRUSH50MM ST.STEEL F.PIPE 200MM DARKGREY	22432501	
	NOZZLE BRUSH50MM FE/ZN F.PIPE 200MM BLACK (ESD)	22432502	
	NOZZLE BRUSH50MM FE/ZN F.PIPE 300MM GREY STANDAR	22432600	
	NOZZLE BRUSH50MM ST.STEEL F.PIPE 300MM DARKGREY	22432601	
	NOZZLE BRUSH50MM FE/ZN F.PIPE 300MM BLACK (ESD)	22432602	
	NOZZLE BRUSH50MM FE/ZN FLAT 300MM GREY STANDARD	22432900	
	NOZZLE BRUSH50MM ST.STEEL FLAT 300MM DARKGREY	22432901	
	NOZZLE BRUSH50MM FE/ZN FLAT 300MM BLACK (ESD)	22432902	
	NOZZLE BRUSH50MM FE/ZN FLAT 300MM GREY STANDARD	22434200	
	<b>Standard (ESD) - Lockable 50mm connection</b>		
	NOZZLE LIPS 50MM ST.STEEL F.PIPE 100MM DARKGREY	22433101	
	NOZZLE LIPS 50MM FE/ZN F.PIPE 100MM BLACK (ESD)	22433102	
	NOZZLE LIPS 50MM ST.STEEL F.PIPE 200MM DARKGREY	22433201	
	NOZZLE LIPS 50MM FE/ZN F.PIPE 200MM BLACK (ESD)	22433202	
	NOZZLE LIPS 50MM ST.STEEL F.PIPE 300MM DARKGREY	22433301	
	NOZZLE LIPS 50MM FE/ZN F.PIPE 300MM BLACK (ESD)	22433302	
	NOZZLE LIPS 50MM ST.STEEL FLAT 300MM DARKGREY	22433601	
	NOZZLE LIPS 50MM FE/ZN FLAT 300MM BLACK (ESD)	22433602	
	NOZZLE BRUSH50MM FE/ZN F.PIPE 100MM GREY STANDAR	22433700	
	NOZZLE BRUSH50MM ST.STEEL F.PIPE 100MM DARKGREY	22433701	
	NOZZLE BRUSH50MM FE/ZN F.PIPE 100MM BLACK (ESD)	22433702	
	NOZZLE BRUSH50MM FE/ZN F.PIPE 200MM GREY STANDAR	22433800	
	NOZZLE BRUSH50MM ST.STEEL F.PIPE 200MM DARKGREY	22433801	
	NOZZLE BRUSH50MM FE/ZN F.PIPE 200MM BLACK (ESD)	22433802	
	NOZZLE BRUSH50MM FE/ZN F.PIPE 300MM GREY STANDAR	22433900	
	NOZZLE BRUSH50MM ST.STEEL F.PIPE 300MM DARKGREY	22433901	
	NOZZLE BRUSH50MM FE/ZN F.PIPE 300MM BLACK (ESD)	22433902	
	NOZZLE BRUSH50MM ST.STEEL FLAT 300MM DARKGREY	22434201	
	NOZZLE BRUSH50MM FE/ZN FLAT 300MM BLACK (ESD)	22434202	











Pads

Pads		Ref.no		
	<b>Pad 10,5" / 265mm</b> Black pad D.265 Green pad D.265	145 2308 000 145 2310 000		
	<b>Pad 12" / 305mm</b> PAD 12" 305MM BLUE 5PCS PAD 12" 305MM BROWN 5PCS PAD 12" 305MM RED 5PCS PAD 12" 305MM GREEN 5PCS PAD 12" 305MM BLACK 5PCS PAD 12" 305MM WHITE 5PCS	00190790 00190791 00190792 00276002 00276004 82256800		
	<b>Pad 13" / 330mm</b> PAD 13" 330MM RED 5PCS PAD 13" 330MM WHITE 5PCS PAD 13" 330MM BLACK 5PCS PAD 13" 330MM GREEN 5PCS PAD 13" 330MM BLUE 5PCS PAD 13" 330MM BROWN 5PCS	82256900 82257000 82257100 82257200 82322000 82322100		
	<b>Pad 14" / 355mm</b> PAD 14" 355MM BLUE 5PCS PAD 14" 355MM BROWN 5PCS PAD 14" 355MM RED 5PCS PAD 14" 355MM WHITE 5PCS PAD 14" 355MM BLACK 5PCS PAD 14" 355MM GREEN 5PCS	00190796 00190797 00190798 00190799 00277005 00306400		
	<b>Pad 14,5" / 368,3mm</b> PAD 14" 368.3MM RED 5PCS PAD 14" 368.3MM WHITE 5P CS	82308200 82308300		
	<b>Pad 15" / 380mm</b> PAD 15" 380MM WHITE 5PCS PAD 15" 380MM GREEN 5PCS PAD 15" 380MM BLACK 5PCS PAD 15" 380MM ORANGEGREEN 5PCS PREBURNISH PAD 15" 380MM RED 5PCS PAD 15" 380MM BLUE 5PCS PAD 15" 380MM BROWN 5PCS	00190830 00282400 00282500 00305500 08532200 08532300 08532400		
	<b>Pad 16" / 406mm</b> PAD 16" 406MM BEIGE 5PCS PAD 16" 406MM GREEN 5PCS PAD 16" 406MM ORANGEWWHITE 5PCS PAD 16" 406MM ORANGEGREEN 5PCS PREBURNISH PAD 16" 406MM YELLOW 10PC SLIMLINE PAD 16" 406MM GREEN 10PCS SLIMLINE PAD 16" 406MM BLACK 10PCS SLIMLINE PAD 16" 406MM WHITE 5PCS PAD 16" 406MM RED 5PCS PAD 16" 406MM BLUE 5PCS PAD 16" 406MM BROWN 5PCS PAD 16" 406MM BLACK 5PCS PAD 16" 406MM BLACK 5PCS HI PRO	00190804 00282200 00305300 00396597 08530100 08530300 08530500 08530700 08530900 08531100 08531300 08532900 82256500		





## Pads

Pads				
Pads		Ref.no		
	<b>Pad 17" / 432mm</b> PAD 17" 432MM WHITE 5PCS PAD 17" 432MM GREEN 5PCS PAD 17" 432MM BLACK 5PCS PAD 17" 432MM ORANGEWHITE 5PCS PAD 17" 432MM ORANGEGREEN PREBURNISH 5PCS PAD 17" 432MM YELLOW 5PCS SLIMLINE PAD 17" 432MM GREEN 10PCS SLIMLINE PAD 17" 432MM BLACK 10PCS SLIMLINE PAD 17" 432MM RED 5PCS PAD 17" 432MM BLUE 5PCS PAD 17" 432MM BROWN 5PCS PAD 17" 432MM BLACK 5PCS HI PRO PAD 17" 432MM BEIGE 5PCS PAD 17" 432MM BRONCE 5PCS MARBLE PAD 17" 432MM SILVER 5PCS MARBLE PAD 17" 432MM MAROON 5PCS	00190860 00281000 00281100 00305400 00396598 08530200 08530400 08530600 08531000 08531200 08531400 08533100 08533500 08535000 08535100 82365800		
	<b>Pad 18" / 460mm</b> PAD 18" 460MM WHITE 5PCS PAD 18" 460MM ORANGEGREEN 5PCS PREBURNISH PAD 18" 460MM BROWN 5PCS PAD 18" 460MM RED 5PCS PAD 18" 460MM BLUE 5PCS PAD 18" 460MM BEIGE 5PCS PAD 18" 460MM BLACK 5PCS HI PRO PAD 18" 460MM ORANGEWHITE 5PCS	00205500 00396599 08531700 08531800 08531900 08532100 08533000 82308600		
	<b>Pad 19" / 480mm</b> PAD 19" 480MM BLUE 5PCS PAD 19" 480MM BROWN 5PCS PAD 19" 480MM RED 5PCS PAD 19" 480MM GREEN 5PCS PAD 19" 480MM BLACK 5PCS PAD 19" 480MM BEIGE 5PCS	00190787 00190788 00190789 00275002 00275004 82308800		
	<b>Pad 20" / 505mm</b> PAD 20" 505MM BLUE 5PCS PAD 20" 505MM BROWN 5PCS PAD 20" 505MM RED 5PCS PAD 20" 505MM ORANGEWHITE 5PCS PAD 20" 505MM ORANGEGREEN 5PCS PREBURNISH PAD 20" 505MM GREEN 5PCS PAD 20" 505MM BLACK 5PCS PAD 20" NATURAL FIBRES 508 MM F/ULTRA HIGH SPEED PAD 20" 505MM WHITE 5PCS PAD 20" 505MM BEIGE 5PCS	00190793 00190794 00190795 00190840 00305600 00396644 00396645 80211900 82257400 82308900		
	<b>Pad 21" / 530mm</b> PAD 21" 530MM GREEN 5PCS PAD 21" 530MM RED 5PCS PAD 21" 530MM BLUE 5PCS PAD 21" 530MM BROWN 5PCS PAD 21" 530MM WHITE 5PCS PAD 21" 530MM BLACK 5PCS	00277025 08837043 08837044 08837045 82322200 82322300		
	<b>Pad 27" / 685mm</b> PAD TOPLINE LYSERØD CASE OF 5 TOPLINE PADS PAD NATURAL BEIGE CASE OF 5 NATURAL PADS	56420162 56420163		


















## Accessories Commercial Vacuum Cleaners

### GD 320









			GD 320 SERIES								
	<b>Nozzle</b> NOZZLE DRY BRUSH D32 BLACK	140 9598 510	■								
	<b>Round brush nozzle</b> BRUSH NOZZLE	140 8244 000	■								
	<b>Upholstery nozzle</b> NOZZLE UPHOLSTERY BLACK W/MOUNTED GRID F.32MM	22351900	■								
	<b>Crevice nozzle</b> CREVICE NOZZLE	140 8012 000	■								
	<b>Tube</b> TUBE STEEL L=500MM	140 8246 040	■								
	<b>Hose Vacuum cleaners</b> HOSE PLASTIC D32MM L1,9 W/COUPLING	140 6430 500	■								
	<b>Bag</b> DUST BAG SELF CLOSE 3 PCS WD 215/220 GD/GWD320 +335	140 7687 010	■								
	<b>Filters</b> FILTER SACK GD 320	140 8658 510	■								
	<b>Others</b> MOTOR FILTER GD 320/GWD 300 SERIES	140 8682 500	■								





# Accessories Commercial Vacuum Cleaners

## GD 1000











			GD 1005	GD 1010	GDS 1010	HDS 1005	HDS 1010			
	<b>Nozzle</b> NOZZLE HARD FLOOR 32MM 360MM GD1000-CLIP	12017001	■	■	■	■	■			
	<b>Combination nozzle</b> NOZZLE ROLLER COMBI 32MM 294 GREY GD1000-CLIP NOZZLE COMBI 32MM 306MM GREY GD1000-CLIP COMBINATION NOZZLE F/32MM TUBE	12018501 12019401 140 7087 000	■ ■ ■	■ ■ ■	■ ■ ■	■ ■ ■	■ ■ ■			
	<b>Electro nozzle</b> ELECTRO NOZZLE 280MM INLET 32MM PARKING CLIP	12010100	■	■	■	■	■			
	<b>Tube</b> EXTENSION TUBE, ALUMINIUM L=50CM DIAMETER 32 MM TUBE EXTENSION 32MM 560MM CHROMED STEEL TUBE TELESCOPIC 32MM MAX L. 1130MM	011 6431 500 11112401 81906500	■ ■ ■	■ ■ ■	■ ■ ■	■ ■ ■	■ ■ ■			
	<b>Hose Vacuum cleaners</b> HOSE 38/32MM 2M PLASTIC CURVED PL TUBE + GD COUPL PLASTIC HOSE GD 1000-SERI ES	12018001 62139100	■ ■	■ ■	■ ■	■ ■	■ ■			
	<b>Bag</b> DUST BAG 10L 10 PCS DUSTBAG REUSEABLE 5 LTR. W/CLIP F/GD 1000 SERIES DUST BAG SET 5 PCS GD1005 SELF CLOSING DUST BAG SET 5 PCS GD1010 SELF CLOSING	140 8618 000 22251800 82367805 82367810	■ ■ ■ ■	■ ■ ■ ■	■ ■ ■ ■	■ ■ ■ ■	■ ■ ■ ■			
	<b>Filters</b> FILTER UNIT BLACK 1200CM2 POLYESTER, GD1000 FAM/BUS FILTER UNIT GREEN 1200CM2 POLYESTER, HDS 1005/10 FILTER UNIT BLUE 1200CM2 POLYESTER, FOR GD 1005 FILTER UNIT BLUE 2300 CM2 POLYESTER, GD(S) 1010 HEPA-FILTER SOUND SUPPRESSOR	12014102 12014103 12014201 12014301 12015500 22230900	■ ■ ■ ■ ■ ■	■ ■ ■ ■ ■ ■	■ ■ ■ ■ ■ ■	■ ■ ■ ■ ■ ■	■ ■ ■ ■ ■ ■			
	<b>Others</b> PARKING CLIP F/GD1000 + FAMILY BUSINESS MOP NOZZLE NILFISK MOP HANDLE NILFISK MOP	12018201 22201800 62188400	■ ■ ■	■ ■ ■	■ ■ ■	■ ■ ■	■ ■ ■			





## Accessories Commercial Vacuum Cleaners

### GD 930

			GD 930	GD 930 S2						
	<b>Nozzle</b> MULTI SURF NOZZLE DIAM.32	140 6701 500	■	■						
	<b>Cone nozzle</b> CREVICE NOZZLE	010 3098 500	■	■						
	<b>Crevice nozzle</b> RADIATOR BRUSH DIAMETER 32 MM	010 5818 140	■	■						
	<b>Combination nozzle</b> SMALL COMBI NOZZLE COMBI NOZZLE 32 MM COMBINATION NOZZLE F/32MM TUBE	011 3104 500 140 5634 500 140 7087 000	■ ■ ■	■ ■ ■						
	<b>Electro nozzle</b> UZ 984 POWER NOZZLE 230V UZ 984 POWER NOZZLE 240V UZ 984 POWER NOZZLE 110 V	909 1220 010 909 1221 010 909 1222 010	■ ■ ■	■ ■ ■						
	<b>Tube</b> EXTENSION TUBE,200 MM. EXTENSION TUBE, ALUMINIUM L=50CM DIAMETER 32 MM TELESCOPIC TUBE ALUMINIUM DIAMETER 32 MM MAX.LENGTH	011 6431 030 011 6431 500 011 8130 500	■ ■ ■	■ ■ ■						
	<b>Hose Vacuum cleaners</b> HOSE 7,5 M HOSE CPL 4 M HOSE CPL. DIAM.32 MM L 1 FOR UZ 930,UZ 930S,UZ 930 HOSE COMPLETE DIAM. 38 MM L=2,5M WITH BAYONET COUPL HOSE CPL MOP GD 930/S2 NILFISK MOP 25M Ø32MM CONDUCTIVE HOSE 25M-Ø32MM PLAST.HOSE BLAC	140 2782 000 140 2782 030 140 2782 060 140 4001 060 82149600 82365400 82365500	■ ■ ■ ■ ■ ■ ■	■ ■ ■ ■ ■ ■ ■						
	<b>Bag</b> DUST BAG (10 PCS) CLOTH DUST BAG DUST BAG HIGH FL.10-PACK 39,36" x 6,29" FOR 930 MO	140 7015 040 140 7019 000 140 7313 020	■ ■ ■	■ ■ ■						
	<b>Filters</b> FILTER FILTER HEPA FILTER HYGIENE FILTER	140 1515 010 140 1535 000 140 2666 010 140 5661 000	■ ■ ■ ■	■ ■ ■ ■						
	<b>Others</b> ACCESSORY TRAY MOP NOZZLE NILFISK MOP HANDLE NILFISK MOP	140 3199 010 22201800 62188400	■ ■ ■	■ ■ ■						


















## Accessories Commercial Vacuum Cleaners

### UZ 934









			UZ 934							
	<b>Nozzle</b> MULTI SURF NOZZLE DIAM.32 TURBO NOZZLE BLACK	140 6701 500 22360000	■ ■							
	<b>Round brush nozzle</b> BRUSH NOZZLE	140 8244 000	■							
	<b>Cone nozzle</b> CREVICE NOZZLE	010 3098 500	■							
	<b>Crevice nozzle</b> RADIATOR BRUSH DIAMETER 32 MM CREVICE NOZZLE	010 5818 140 140 8243 000	■ ■							
	<b>Combination nozzle</b> SMALL COMBI NOZZLE NOZZLE COMBI 270MM F/32MM GRAY COMBI NOZZLE 32 MM COMBINATION NOZZLE F/32MM TUBE COMBINATION NOZZLE BLACK	011 3104 500 11980300 140 5634 500 140 7087 000 140 8245 000	■ ■ ■ ■ ■							
	<b>Tube</b> EXTENSION TUBE, ALUMINIUM L=50CM DIAMETER 32 MM EXTENSION TUBE 32M L = 560MM CHROMED STEEL EXTENSION TUBE	011 6431 500 11112400 140 8246 000	■ ■ ■							
	<b>Hose Vacuum cleaners</b> HOSE PLASTIC D32MM L1,9 W/COUPLING 25M Ø32MM CONDUCTIVE HOSE 25M-Ø32MM PLAST.HOSE BLAC	140 6430 500 82365400 82365500	■ ■ ■							
	<b>Bag</b> CLOTH DUST BAG UZ 932 DUST BAG 10-PCS	140 5612 000 140 6905 020	■ ■							
	<b>Filters</b> FILTER L=130 EXHAUST FILTER KIT 5 PSC. OF FILTER MAIN FILTER, UZ 934 HEPA FILTER CPL NYLON FILTER	140 6667 040 140 6879 500 140 6880 500 140 7542 010 140 8163 010	■ ■ ■ ■ ■							





## Accessories Commercial Vacuum Cleaners

### UZ 964














			UZ 964	UZ 964 EC						
	<b>Nozzle</b> MULTI SURF NOZZLE DIAM.32 PADDLE NOZZLE TURBO NOZZLE BLACK	140 6701 500 140 7547 000 22360000	■ ■ ■	■ ■ ■						
	<b>Cone nozzle</b> CREVICE NOZZLE	010 3098 500	■	■						
	<b>Crevice nozzle</b> RADIATOR BRUSH DIAMETER 32 MM	010 5818 140	■	■						
	<b>Pipe cleaner nozzle</b> PIPE BRUSH Ø32MM	140 3823 020	■	■						
	<b>Combination nozzle</b> SMALL COMBI NOZZLE COMBI NOZZLE 32 MM COMBINATION NOZZLE F/32MM TUBE	011 3104 500 140 5634 500 140 7087 000	■ ■ ■	■ ■ ■						
	<b>Tube</b> EXTENSION TUBE,200 MM. EXTENSION TUBE, ALUMINIUM L=50CM DIAMETER 32 MM TELESCOPIC TUBE ALUMINIUM DIAMETER 32 MM MAX.LENGTH	011 6431 030 011 6431 500 011 8130 500	■ ■ ■	■ ■ ■						
	<b>Hose Vacuum cleaners</b> HOSE CPL.32MM PLASTIC END FOR UZ 964 ERGOCLEAN ONLY HOSE WITH SLEEVE 25M-Ø32MM PLAST.HOSE BLAC	140 5691 000 140 7082 000 82365500	■ ■ ■	■ ■ ■						
	<b>Bag</b> DUST BAG 5-PACK DUST BAG 10-PACK DUST BAG HIGH FILTRATION, 5-PCS DUST BAG HIGH FILTR. 10-P CS DUST BAG CLOTH UZ 964	140 6554 010 140 6554 020 140 6554 040 140 6554 050 140 6908 000	■ ■ ■ ■ ■	■ ■ ■ ■ ■						
	<b>Filters</b> FILTER SET FOR UZ 964 PRE FILTER, OLDER VERSION PRE FILTER, NEW VERSION HEPA FILTER CPL.	140 6555 000 140 6794 000 140 6794 010 140 7160 010	■ ■ ■ ■	■ ■ ■ ■						





## Accessories Commercial Vacuum Cleaners

### Nilfisk BACKUUM™

			Nilfisk Backuum HEPA	Nilfisk Backuum Standard	Nilfisk Backuum Battery					
	<b>Batteries</b> BATTERY SET 2 PCS W/CASES BACKUUM BATTERY BATTERY WIRE LEFT/RIGHT BACKUUM BATTERY	147 0305 500 147 0308 500			■ ■					
	<b>Charger</b> BATTERY CHARGER CPL. EU BATTERY CHARGER CPL. UK BATTERY CHARGER CPL. US	147 0302 010 147 0302 020 147 0302 030			■ ■ ■					
	<b>Nozzle</b> TURBO NOZZLE BLACK	22360000	■	■	■					
	<b>Round brush nozzle</b> BRUSH ROUND GREY 100%NATU 32MM BROWN BRISTLES BRUSH ROUND 70MM BLUE NECK 32MM BLUE BRISTLES	11276901 22103600	■ ■	■ ■	■ ■					
	<b>Upholstery nozzle</b> NOZZLE UPHOLSTERY GRAY W/SEPARATE GRID F.32MM	32043700	■	■	■					
	<b>Crevice nozzle</b> CREVICE NOZZLE 32MM 245MM LONG WITH HOLES	81530400	■	■	■					
	<b>Combination nozzle</b> NOZZLE COMBI 270MM F/32MM GRAY NOZZLE ROLLER COMBI 32MM 294 GREY GD1000-CLIP NOZZLE ROLLER COMBI	11980300 12018501 140 8492 510	■ ■ ■	■ ■ ■	■ ■ ■					
	<b>Electro nozzle</b> NOZZLE ELEKTRO INLET 32MM	22203000	■	■						
	<b>Tube</b> TUBE EXTENSION 32MM 560MM CHROMED STEEL EXTENSION TUBE 32MM L=0,2M TUBE 32MM ALU L=1.0M TELESCOPIC TUBE 32 MM BLACK L.1045 MM NOZZLE FLEXIBLE 150MM NECK 32MM PLASTIC TUBE TELESCOPIC 32MM MAX L. 1130MM	11112401 11182500 11262400 22351801 81140900 81906500	■ ■ ■ ■ ■ ■	■ ■ ■ ■ ■ ■	■ ■ ■ ■ ■ ■					87
	<b>Hose Vacuum cleaners</b> HOSE,CPL. WITH CURVED TUB E HOSE,PLASTIC CPL.LENGTH 1 150MM	22199500 22202200	■ ■	■ ■	■ ■					
	<b>Bag</b> DUST BAG,5 PCS.W.ONE PREFILTER	22198000	■	■	■					
	<b>Filters</b> EXHAUST DIFFUSER FILTERS 1 LEFT AND 1 RIGHT FILTER EXHAUST HEPA FILTER,2 PCS EXHAUST DIFFUSER FILTER	140 8038 500 22197900 22198501	■ ■ ■	■ ■ ■	■ ■ ■					
	<b>Others</b> PROTECTION SLEEVE KIT FIXED STRAPS KIT, BACKUUM FOR MACHINES.W SERIAL.NUM GRID RIGHT FAN UNIT 60V 500W DC BACKUUM BATTERY CIRCUIT BOARD STD BACKUUM BATTERY STRAP + BELT BACKUUM BATTERY FRAME FOR MAIN FILTER CPL INCL. FILTER MOP NOZZLE NILFISK MOP VALVE FOR CURVED TUBE 32MM GREY 5 PIECES HANDLE NILFISK MOP	140 0467 510 140 7863 510 140 8030 000 147 0301 500 147 0303 500 147 0315 500 22199100 22201800 22351000 62188400	■ ■ ■ ■ ■ ■ ■ ■ ■ ■	■ ■ ■ ■ ■ ■ ■ ■ ■ ■	■ ■ ■ ■ ■ ■ ■ ■ ■ ■					









## Accessories Commercial Vacuum Cleaners

GU 700A

















## Accessories Commercial Vacuum Cleaners

### WD 200










		WD 215	WD 225	WD 245	WD 260				
	<b>Nozzle</b> WET NOZZLE CPL. BRUSH NOZZLE CPL. NOZZLE UPPER PART CARPET INSERT RUBBER INSERT BRUSH INSERT UNIVERSAL NOZZLE CPL.W.IN SERTS	140 7629 000 140 7629 010 140 8248 000 140 8248 010 140 8248 020 140 8248 030 140 8248 040	■ ■ ■ ■ ■ ■ ■	■ ■ ■ ■ ■ ■ ■	■ ■ ■ ■ ■ ■ ■	■ ■ ■ ■ ■ ■ ■			
	<b>Crevice nozzle</b> CREVICE NOZZLE, PLASTIC CREVICE NOZZLE AL. CREVICE NOZZLE, PLASTIC	010 8738 020 140 3710 000 140 8258 000	■ ■ ■	■ ■ ■	■ ■ ■	■ ■ ■			
	<b>Front nozzle</b> FRONT NOZZLE CPL. WD FRONT NOZZLE CPL. BRUSH FRONT NOZZLE CPL. WD	140 7637 000 140 7637 010 140 7850 010			■ ■ ■	■ ■ ■			
	<b>Tube</b> EXTENSION TUBE	011 6451 010	■	■	■	■			
	<b>Hose Vacuum cleaners</b> HOSE CPL. PLASTIC & ALU END, DIAMETER 38 MM, FOR MACHI 25M Ø38MM OILRESIST. HOSE	140 4001 010 82309400	■ ■	■ ■	■ ■	■ ■			
	<b>Bag</b> DUST BAG SELF CLOSE 3 PCS WD245/260 + GWD350-375 BAG FILTER CPL. DUST BAG SELF CLOSE 3 PCS WD 215/220 GD/GWD320 +335 WET RESISTANT DUST BAG WD	140 7633 010 140 7672 000 140 7687 010 140 7695 000	■ ■ ■	■ ■ ■	■ ■ ■ ■	■ ■ ■ ■			
	<b>Filters</b> MAIN FILTER EXHAUST FILTER PRE FILTER HEPA FILTER CPL. PACKED	140 7215 000 140 7231 000 140 7258 010 140 8324 010	■ ■ ■ ■	■ ■ ■ ■	■ ■ ■ ■	■ ■ ■ ■			
	<b>Others</b> BASKET	140 4807 010			■	■			





## Accessories Commercial Vacuum Cleaners

### UZ 878













			UZ 878							
	<b>Nozzle</b> NOZZLE W/BRISTLES F/38MM 370MM INCL. 1 SET OF LIPS BRUSH NOZZLE CPL.F/38MM 450MM WET PICK UP NOZZLE CPL. WET NOZZLE CPL. BRUSH NOZZLE CPL.	140 3816 020 140 3817 000 140 4054 000 140 7629 000 140 7629 010	■ ■ ■ ■ ■							
	<b>Round brush nozzle</b> ADJUSTABLE DUSTING BRUSH	010 7031 000	■							
	<b>Upholstery nozzle</b> FUNNEL NOZZLE D.38	140 3822 000	■							
	<b>Crevice nozzle</b> CREVICE NOZZLE,PLASTIC	010 8738 020	■							
	<b>Front nozzle</b> FRONT NOZZLE w/lips FRONT NOZZLE w/brush	140 5353 010 140 5354 010	■ ■							
	<b>Tube</b> EXTENSION TUBE	011 6451 010	■							
	<b>Coupling</b> REDUCING TUBE 38-32 MM	11503100	■							
	<b>Hose Vacuum cleaners</b> HOSE CPL.PLASTIC&ALU END, DIAMETER 38 MM, FOR MACHI 25M Ø38MM OILRESIST. HOSE	140 4001 010 82309400	■ ■							
	<b>Bag</b> PLASTIC DUSTBAG,10-PACK DUST BAG UZ 878/778/774 DUST BAG UZ 774/778/878 1 PC	140 3465 020 140 5881 010 140 6365 000	■ ■ ■							
	<b>Filters</b> CLOTH FILTER 1-LAYER WET FILTER FOLDED PAPER FILTER HEPA-FILTER FILTER ASM FILTER FRAME	140 4577 010 140 4668 000 140 6606 000 140 6661 010 140 6667 000 56034526	■ ■ ■ ■ ■ ■							
	<b>Others</b> ACCESSORY BASKET DRUM ADAPTER	140 4681 010 140 7000 000	■ ■							





## Accessories Industrial Vacuum Cleaners

### GM 80P










			GS/GM 80 P						
	<b>Nozzle</b> NOZZLE CARPET 32MM 280MM PLASTIC 3-IN-ONE NOZZLE 305MM INLET 32MM PLASTIC NOZZLE CARPET 32MM 400MM ALU/PLASTIC NOZZLE COMBI DELUXE BLACK F/32MM TUBE NOZZLE W/RBBERLIPS F/32MM ALU/PL. 370MM ADJUSTABLE	11276800 11450201 11476200 22359800 82366900	■ ■ ■ ■ ■						
	<b>Round brush nozzle</b> ROUND BRUSH 38MM 100MM ALU/WOOD BRUSH NARROW 150 MM OVAL NECK 32MM BAKELITE BRUSH ROUND GREY 100%NATU 32MM BROWN BRISTLES BRUSH NOZZLE 32MM 280MM PLASTIC BRUSH NOZZLE 32MM 400MM ALU/PLASTIC BRUSH ROUND 70MM BLUE NECK 32MM BLUE BRISTLES	10989000 11140300 11276901 11426700 11476301 22103600	■ ■ ■ ■ ■ ■						
	<b>Upholstery nozzle</b> NOZZLE UPHOLSTERY GRAY W/SEPARATE GRID F.32MM	32043700	■						
	<b>Cone nozzle</b> FLEXIBLE NOZZLE 150MM INLET 32MM FOR AUTO-CLAVE FLEXIBLE NOZZLE 200MM INLET 32MM RUBBER FLEXIBLE NOZZLE 240MM INLET 32MM RUB 65 SHORE FLEXIBLE NOZZLE INLET 32MM ANTISTATIC	81140902 81141000 81141101 81932600	■ ■ ■ ■						
	<b>Crevice nozzle</b> CREVICE NOZZLE 360MM INLET 32MM PLASTIC CREVICE NOZZLE 32MM 245MM LONG WITH HOLES	81141200 81530400	■ ■						
	<b>Combination nozzle</b> NOZZLE COMBI 270MM F/32MM GRAY	11980300	■						
	<b>Electro nozzle</b> NOZZLE ELEC.ESB 106 GS 32MM	14010952	■						
	<b>Tube</b> NOZZLE FLEXIBLE 150MM NECK 32MM PLASTIC	81140900	■						
	<b>Hose Vacuum cleaners</b> HOSE 38/32MM 2M RUBBER GS-COUPLING + CURVED TUBE HOSE 38/32MM 2M PLASTIC GS + CURVED PLASTIC TUBE HOSE 38/32MM 2M PLASTIC W.CURVED STEEL TUBE GS 38 PLASTIC HOSE GD 1000-SERI ES PLASTIC HOSE 80P/90C SERI ES	11717000 12041500 12097500 62139100 62149000	■ ■ ■ ■ ■						
	<b>Bag</b> DUST BAG 6,5 LITRES 5 PCS	81620000	■						
	<b>Filters</b> MICRO-STATIC FILTER MOTOR PROTECTION FILTER POLYESTER FILTER MATERIAL EXHAUST FILTER KIT WO. FILTER W HANDLE + BASE SOUND SUPPRESSOR FOR GS/GM MOTORS EXHAUST WITH DIFFUSER FILTER HEPA F/GS/GM MOTOR INCL. 2 PC O-RINGS FILTER ULPA F/GS/GM MOTOR INCL. 2 PC O-RINGS FILTER COTTON GS/GM 80 2100 CM2 GORE-TEXFILTER GS/GM80/81 GORE-NOSTAT FILT.80/81 FILTER NOMEX GM 80P	11641000 11730410 11731003 11750703 21573001 21738000 21739000 61543000 61909800 62048000 82243100	■ ■ ■ ■ ■ ■ ■ ■ ■ ■ ■						
	<b>Others</b> BLOWING COUPLING GS/GM 80 HANDLE COMPLETE MOP NOZZLE NILFISK MOP HANDLE NILFISK MOP	11562000 22132000 22201800 62188400	■ ■ ■ ■						





# Accessories Industrial Vacuum Cleaners

## GS/GM 82










			GM 82	GS 82						
	<b>Nozzle</b> NOZZLE 50MM 500MM ALU WITH ADJ.RUBBER BLADES	82226700	■	■						
	<b>Round brush nozzle</b> ROUND BRUSH RED F.38MM BRUSH ROUND 70MM ROUND BRUSH GREEN F.38MM BRUSH ROUND 70MM ROUND BRUSH BLUE F.38MM BRUSH ROUND 70MM ROUND BRUSH 38MM 100MM ALU/WOOD	10950201 10950202 10950203 10989000	■ ■ ■ ■	■ ■ ■ ■						
	<b>Front nozzle</b> NOZZLE FIXED FLOOR 50MM 500MM GS82-W. RUB BLADES	11372800	■	■						
	<b>Tube</b> TUBE STRAIGHT 50MM 1M STEEL STEEL TUBE CHROME L=560 D 38 EXTENSION TUBE NOZZLE FLEXIBLE 150MM NECK 32MM PLASTIC	10686400 11027200 56703771 81140900	■ ■ ■ ■	■ ■ ■ ■						
	<b>Hose Vacuum cleaners</b> HOSE 50MM/3M MET WITH BALL JOINTS HOSE 50MM/3M PUR H HOSE 38MM/3M RUBBER CURVED TUBE + BAJONET HOSE 38MM/3M PLASTIC W. CURVED TUBE + BAYONET HOSE 50MM/3M PLASTIC W BAYO + CURVED TUBE HOSE 50/38MM 2.6M PLASTIC BAYONET 50MM + TUBE 38MM	02159900 03066303 11381700 11603000 11604000 11605200	■ ■ ■ ■ ■ ■	■ ■ ■ ■ ■ ■						
	<b>Bag</b> PAPER BAG SYSTEM GS82 DUST BAG CLOTH 46L 1 PCS DUST BAGS NORMAL 46 LITER PACKET OF 5 PCS -"BLUE" DUST BAGS FINE 46L PCK OF 5 BAGS -"GREEN"	11583000 21695900 81584000 81999000	■ ■ ■ ■	■ ■ ■ ■						
	<b>Filters</b> DIFFUSER FILTERS 2 PCS MOTOR PROTECTION FILTER POLYESTER FILTER MATERIAL EXHAUST FILTER KIT WO. FILTER W HANDLE + BASE FILTER HEPA F/GS/GM MOTOR INCL. 2 PC O-RINGS FILTER ULPA F/GS/GM MOTOR INCL. 2 PC O-RINGS FILTER COTTON 6600CM2 FILTER GORE-TEX 6600CM2 FILTER GORE NO-STAT 6600CM2 FILTER NOMEK 6600CM2	11693700 11730410 11731003 21738000 21739000 61341301 61909200 62048200 82243200	■ ■ ■ ■ ■ ■ ■ ■ ■	■ ■ ■ ■ ■ ■ ■ ■ ■						
	<b>Assembly</b> MANOMETER GS82/GM625	21517200	■	■						
	<b>Others</b> 50MM MACHINE CLEANING KIT PUR HOSE 38MM MACHINE CLEANING KIT PUR HOSE FOR 50MM INLET FLOOR CLEANING KIT 50MM FLOOR CLEANING KIT 38MM PUR HOSE FOR 50MM INLET 38MM LIGHT INDUSTRIAL KIT FOR 38MM OR 50MM INLET 50MM INLET DRY FLOOR & MASCHINE LIGHT KIT 50MM DRY FLOOR & MACHINE CLEANING KIT HEAVY 38MM OVERHEAD CLEANING KIT	22168800 22168900 22169000 22169100 22318400 82241600 82241800 82242000	■ ■ ■ ■ ■ ■ ■ ■	■ ■ ■ ■ ■ ■ ■ ■						





## Accessories Industrial Vacuum Cleaners











### GM 625/626

			GM 625	GM 626						
	<b>Nozzle</b> NOZZLE HARD FLOOR 38MM 400MM W. RUBBER LIPS NOZZLE CARPET 38MM 400MM ALU/PLASTIC NOZZLE FIXED FLOOR 750MM FOR GM625 MM. NOZZLE 50MM 500MM ALU WITH ADJ.RUBBER BLADES	10947300 11476000 11839000 82226700	■ ■ ■ ■	■ ■ ■ ■						
	<b>Round brush nozzle</b> ROUND BRUSH RED F.38MM BRUSH ROUND 70MM ROUND BRUSH GREEN F.38MM BRUSH ROUND 70MM ROUND BRUSH BLUE F.38MM BRUSH ROUND 70MM ROUND BRUSH 38MM 100MM ALU/WOOD	10950201 10950202 10950203 10989000	■ ■ ■ ■	■ ■ ■ ■						
	<b>Crevice nozzle</b> CREVICE NOZZLE 300/Ø38 MM STEEL	10949500	■	■						
	<b>Fish tail nozzle</b> GULPER NOZZLE W.BRUSH INLET 50MM ALU/PP	02122400	■	■						
	<b>Tube</b> TUBE STRAIGHT 50MM 1M STEEL STEEL TUBE CHROME L=560 D 38 TUBE 38MM X 630MM SS	10686400 11027200 11916000	■ ■ ■	■ ■ ■						
	<b>Coupling</b> REDUCER 50MM/38MM BETWEEN CONTAINER & HOSE.BAYONETS	10960900	■	■						
	<b>Hose Vacuum cleaners</b> HOSE 50MM/3M MET WITH BALL JOINTS HOSE 50MM/3M PUR H HOSE 38MM/3M RUBBER CURVED TUBE + BAJONET HOSE 38MM/3M PLASTIC W. CURVED TUBE + BAYONET HOSE 50MM/3M PLASTIC W BAYO + CURVED TUBE HOSE 50/38MM 2.6M PLASTIC BAYONET 50MM + TUBE 38MM HOSE 50MM/3M PUR BAYO + CURVED STEEL TUBE HOSE 38MM/3M PUR 50MM BAYO-38MM CURV.TUBE HOSE 50MM/3M CONDUCTIVE CURVED TUBE + BAJONET	02159900 03066303 11381700 11603000 11604000 11605200 12167200 12167700 12248200	■ ■ ■ ■ ■ ■ ■ ■ ■	■ ■ ■ ■ ■ ■ ■ ■ ■						
	<b>Bag</b> PLASTIC SACK 46L DUST BAG CLOTH 46L 1 PCS DUST BAG HIGH FILTRATION 46L DUST BAGS NORMAL 46 LITER PACKET OF 5 PCS -"BLUE" DUST BAGS FINE 46L PCK OF 5 BAGS -"GREEN"	21695400 21695900 21804000 81584000 81999000	■ ■ ■ ■ ■	■ ■ ■ ■ ■						
	<b>Filters</b> DIFFUSER FILTERS 2 PCS MOTOR PROTECTION FILTER POLYESTER FILTER MATERIAL EXHAUST FILTER KIT WO. FILTER W HANDLE + BASE FILTER HEPA F/GS/GM MOTOR INCL. 2 PC O-RINGS FILTER ULPA F/GS/GM MOTOR INCL. 2 PC O-RINGS FILTER COTTON 6600CM2 FILTER GORE TEX PES3 16000CM2 FILTER GORE-TEX 6600CM2 FILTER GORE NO-STAT 6600CM2 FILTER GORE NO-STAT 16000CM2 FILTER NOMEX 16000CM2	11693700 11730410 11731003 21738000 21739000 61341301 61908300 61909200 62048200 62048600 82243300	■ ■ ■ ■ ■ ■ ■ ■ ■ ■ ■	■ ■ ■ ■ ■ ■ ■ ■ ■ ■ ■						
	<b>Assembly</b> MANOMETER GS82/GM625	21517200	■	■						
	<b>Others</b> 50MM MACHINE CLEANING KIT PUR HOSE 38MM MACHINE CLEANING KIT PUR HOSE FOR 50MM INLET FLOOR CLEANING KIT 50MM FLOOR CLEANING KIT 38MM PUR HOSE FOR 50MM INLET 38MM LIGHT INDUSTRIAL KIT FOR 38MM OR 50MM INLET 50MM INDUSTRIAL KIT ANTISTATIC 38MM INDUSTRIAL KIT ANTISTATIC 50MM INLET DRY FLOOR & MASCHINE LIGHT KIT 50MM DRY FLOOR & MACHINE CLEANING KIT HEAVY 38MM OVERHEAD CLEANING KIT	22168800 22168900 22169000 22169100 22318400 22318500 22318600 82241600 82241800 82242000	■ ■ ■ ■ ■ ■ ■ ■ ■ ■	■ ■ ■ ■ ■ ■ ■ ■ ■ ■						



## Accessories Industrial Vacuum Cleaners

### IVT 2000 S/B











			IVT 2000 S	IVT 2000 B						
	<b>Nozzle</b>									
	NOZZLE HARD FLOOR 38MM 400MM W. RUBBER LIPS	10947300	■	■						
	NOZZLE CARPET 38MM 400MM ALU/PLASTIC	11476000	■	■						
	FIXED FLOOR NOZZLE KIT 600 MM IVT 2000-3000 B	32400820		■						
	NOZZLE 50MM 500MM ALU WITH ADJ.RUBBER BLADES	82226700	■	■						
	<b>Round brush nozzle</b>									
	ROUND BRUSH RED F.38MM BRUSH ROUND 70MM	10950201	■	■						
	ROUND BRUSH GREEN F.38MM BRUSH ROUND 70MM	10950202	■	■						
	ROUND BRUSH BLUE F.38MM BRUSH ROUND 70MM	10950203	■	■						
	ROUND BRUSH 38MM 100MM ALU/WOOD	10989000	■	■						
	<b>Crevice nozzle</b>									
	CREVICE NOZZLE 300/Ø38 MM STEEL	10949500	■	■						
	<b>Fish tail nozzle</b>									
	GULPER NOZZLE W.BRUSH INLET 50MM ALU/PP	02122400	■	■						
	<b>Tube</b>									
	TUBE STRAIGHT 50MM 1M STEEL	10686400	■	■						
	STEEL TUBE CHROME L=560 D 38	11027200	■	■						
	TUBE 38MM X 630MM SS	11916000	■	■						
	<b>Coupling</b>									
	REDUCER 50MM/38MM BETWEEN CONTAINER & HOSE.BAYONETS	10960900	■	■						
	<b>Hose Vacuum cleaners</b>									
	HOSE 50MM/3M MET WITH BALL JOINTS	02159900	■	■						
	HOSE 50MM/3M PUR H	03066303	■	■						
	HOSE 38MM/3M RUBBER CURVED TUBE + BAJONET	11381700	■	■						
	HOSE 38MM/3M PLASTIC W. CURVED TUBE + BAYONET	11603000	■	■						
	HOSE 50MM/3M PLASTIC W BAYO + CURVED TUBE	11604000	■	■						
	HOSE 50/38MM 2.6M PLASTIC BAYONET 50MM + TUBE 38MM	11605200	■	■						
	HOSE 50MM/3M PUR BAYO + CURVED STEEL TUBE	12167200	■	■						
	HOSE 38MM/3M PUR 50MM BAYO-38MM CURV.TUBE	12167700	■	■						
	HOSE 50MM/3M CONDUCTIVE CURVED TUBE + BAJONET	12248200	■	■						
	<b>Bag</b>									
	DUST SAFE BAG SYSTEM 1PC	03034000								
	PLASTIC SACK 46L	21695400	■	■						
	DUST BAG CLOTH 46L 1 PCS	21695900	■	■						
	DUST BAG HIGH FILTRATION 46L	21804000	■	■						
	DUST BAGS NORMAL 46 LITER PACKET OF 5 PCS -"BLUE"	81584000	■	■						
	DUST BAGS FINE 46L PCK OF 5 BAGS -"GREEN"	81999000	■	■						
	<b>Filters</b>									
	FILTER,KIT CLASS M IVT 2000 B	32400591		■						
	FILTER,KIT CLASS M IVT/IVB 2000 S	32400592	■							
	FILTER,KIT CLASS H IVT 2000 B	32400599		■						
	FILTER,KIT CLASS H IVT/IVB 2000 S	32400600	■							
	FILTER,KIT EXHAUST IVT 2000-3000 B/S	32400602	■	■						
	<b>Others</b>									
	50MM MACHINE CLEANING KIT PUR HOSE	22168800	■	■						
	38MM MACHINE CLEANING KIT PUR HOSE FOR 50MM INLET	22168900	■	■						
	FLOOR CLEANING KIT 50MM	22169000	■	■						
	FLOOR CLEANING KIT 38MM PUR HOSE FOR 50MM INLET	22169100	■	■						
	38MM LIGHT INDUSTRIAL KIT FOR 38MM OR 50MM INLET	22318400	■	■						
	50MM INDUSTRIAL KIT ANTISTATIC	22318500	■	■						
	38MM INDUSTRIAL KIT ANTISTATIC	22318600	■	■						
	CONTAINER ABS W/LID F/IV022/040 + IVT/IVB2000	32400159	■							
	SAFE BAG,KIT IVT 2000 B	32400595		■						
	SAFE BAG,KIT IVT/IVB 2000 S	32400596	■							
	DUST BAG,KIT IVT/IVB 2000 S	32400603	■							
	STAINLESS STEEL,KIT IVT 2000 B	32400604		■						
	STAINLESS STEEL,KIT IVT/IVB 2000 S	32400605	■							
	PLASTIC BAG,KIT IVT/IVB 2000 S	32400612	■							
	TOOL BASKET IVT/IVB 2000 B/S	32400818	■	■						
	50MM INLET DRY FLOOR & MASCHINE LIGHT KIT	82241600	■	■						
	50MM DRY FLOOR & MACHINE CLEANING KIT HEAVY	82241800	■	■						
	38MM OVERHEAD CLEANING KIT	82242000	■	■						





## Accessories Industrial Vacuum Cleaners

### IVB 2000 S











			IVB 2000 S							
	<b>Nozzle</b> NOZZLE HARD FLOOR 38MM 400MM W. RUBBER LIPS NOZZLE CARPET 38MM 400MM ALU/PLASTIC NOZZLE 50MM 500MM ALU WITH ADJ.RUBBER BLADES	10947300 11476000 82226700	■ ■ ■							
	<b>Round brush nozzle</b> ROUND BRUSH RED F.38MM BRUSH ROUND 70MM ROUND BRUSH GREEN F.38MM BRUSH ROUND 70MM ROUND BRUSH BLUE F.38MM BRUSH ROUND 70MM ROUND BRUSH 38MM 100MM ALU/WOOD	10950201 10950202 10950203 10989000	■ ■ ■ ■							
	<b>Crevice nozzle</b> CREVICE NOZZLE 300/Ø38 MM STEEL	10949500	■							
	<b>Fish tail nozzle</b> GULPER NOZZLE W.BRUSH INLET 50MM ALU/PP	02122400	■							
	<b>Tube</b> TUBE STRAIGHT 50MM 1M STEEL STEEL TUBE CHROME L=560 D 38 TUBE 38MM X 630MM SS	10686400 11027200 11916000	■ ■ ■							
	<b>Coupling</b> REDUCER 50MM/38MM BETWEEN CONTAINER & HOSE.BAYONETS	10960900	■							
	<b>Hose Vacuum cleaners</b> HOSE 50MM/3M MET WITH BALL JOINTS HOSE 50MM/3M PUR H HOSE 38MM/3M RUBBER CURVED TUBE + BAJONET HOSE 38MM/3M PLASTIC W. CURVED TUBE + BAYONET HOSE 50MM/3M PLASTIC W BAYO + CURVED TUBE HOSE 50/38MM 2.6M PLASTIC BAYONET 50MM + TUBE 38MM HOSE 50MM/3M PUR BAYO + CURVED STEEL TUBE HOSE 38MM/3M PUR 50MM BAYO-38MM CURV.TUBE HOSE 50MM/3M CONDUCTIVE CURVED TUBE + BAJONET	02159900 03066303 11381700 11603000 11604000 11605200 12167200 12167700 12248200	■ ■ ■ ■ ■ ■ ■ ■ ■							
	<b>Bag</b> DUST SAFE BAG SYSTEM 1PC PLASTIC SACK 46L DUST BAG CLOTH 46L 1 PCS DUST BAG HIGH FILTRATION 46L DUST BAGS NORMAL 46 LITER PACKET OF 5 PCS -"BLUE" DUST BAGS FINE 46L PCK OF 5 BAGS -"GREEN"	03034200 21695400 21695900 21804000 81584000 81999000	■ ■ ■ ■ ■ ■							
	<b>Filters</b> FILTER,KIT CLASS M IVT/IVB 2000 S FILTER,KIT CLASS H IVT/IVB 2000 S	32400592 32400600	■ ■							
	<b>Others</b> 50MM MACHINE CLEANING KIT PUR HOSE 38MM MACHINE CLEANING KIT PUR HOSE FOR 50MM INLET FLOOR CLEANING KIT 50MM FLOOR CLEANING KIT 38MM PUR HOSE FOR 50MM INLET 38MM LIGHT INDUSTRIAL KIT FOR 38MM OR 50MM INLET 50MM INDUSTRIAL KIT ANTISTATIC 38MM INDUSTRIAL KIT ANTISTATIC CONTAINER ABS W/LID F/IV022/040 + IVT/IVB2000 SAFE BAG,KIT IVT/IVB 2000 S DUST BAG,KIT IVT/IVB 2000 S STAINLESS STEEL,KIT IVT/IVB 2000 S PLASTIC BAG,KIT IVT/IVB 2000 S ASBESTOS,KIT IVB 2000 S LIQUID,KIT(230 V) IVB 2000 S LIQUID,KIT(110V) IVB 2000 S TOOL BASKET IVT/IVB 2000 B/S 50MM INLET DRY FLOOR & MASCHINE LIGHT KIT 50MM DRY FLOOR & MACHINE CLEANING KIT HEAVY 38MM OVERHEAD CLEANING KIT	22168800 22168900 22169000 22169100 22318400 22318500 22318600 32400159 32400596 32400603 32400605 32400612 32400614 32400616 32400640 32400818 82241600 82241800 82242000	■ ■ ■ ■ ■ ■ ■ ■ ■ ■ ■ ■ ■ ■ ■ ■ ■ ■ ■ ■							





## Accessories Industrial Vacuum Cleaners

### IVT 3000 S/B











			IVT 3000 S	IVT 3000 B							
	<b>Nozzle</b> NOZZLE HARD FLOOR 38MM 400MM W. RUBBER LIPS NOZZLE HARD FLOOR 38MM 300MM ALU W. RUBBER LIPS NOZZLE 750MM-4 RUB. LIPS FOR GS/GM 83+GB733/833 NOZZLE CARPET 38MM 400MM ALU/PLASTIC BRUSH NOZZLE 38MM 400MM ALU/PLASTIC FIXED FLOOR NOZZLE KIT 600 MM IVT 2000-3000 B NOZZLE 50MM 500MM ALU WITH ADJ.RUBBER BLADES	10947300 11035200 11372900 11476000 11476101 32400820 82226700	■ ■ ■ ■ ■ ■ ■	■ ■ ■ ■ ■ ■ ■							
	<b>Cone nozzle</b> CONE RUBBER 245/Ø50 MM BLACK	02650900	■	■							
	<b>Crevice nozzle</b> CREVICE NOZZLE 300/Ø38 MM STEEL	10949500	■	■							
	<b>Fish tail nozzle</b> GULPER NOZZLE W.BRUSH INLET 50MM ALU/PP	02122400	■	■							
	<b>Tube</b> TUBE STRAIGHT 70MM L=1,2M TUBE STRAIGHT 50MM 1M STEEL STEEL TUBE CHROME L=560 D 38 TUBE 38MM X 630MM SS WAND	03055000 10686400 11027200 11916000 56331310	■ ■ ■ ■ ■	■ ■ ■ ■ ■							
	<b>Coupling</b> HOSE-HOSE COUP 70MM 45 DE REDUCER 50MM/38MM BETWEEN CONTAINER & HOSE.BAYONETS	03056203 10960900	■ ■	■ ■							
	<b>Hose Vacuum cleaners</b> HOSE 50MM/3M MET WITH BALL JOINTS HOSE 70MM/3M CON MET-MET JOINTS HOSE 70MM/5M CON MET-MET JOINTS HOSE 70MM/3M MET MET-MET JOINTS HOSE 70MM/3M CON RUB MET-MET JOINTS HOSE 70MM/5M CON RUB MET-MET JOINTS HOSE 50MM/3M PUR H HOSE 38MM/3M RUBBER CURVED TUBE + BAJONET HOSE 50MM/3M RUBBER WITH CURVED TUBE + BAYONET HOSE 50MM/3M PLASTIC W BAYO + CURVED TUBE HOSE 50/38MM 2.6M PLASTIC BAYONET 50MM + TUBE 38MM HOSE 50MM/3M PUR BAYO + CURVED STEEL TUBE HOSE 38MM/3M PUR 50MM BAYO-38MM CURV.TUBE HOSE 50MM/3M PUR WITH BAYONET AND MUFF	02159900 03060300 03060500 03062000 03063800 03063900 03066303 11381700 11382100 11604000 11605200 12167200 12167700 82184600	■ ■ ■ ■ ■ ■ ■ ■ ■ ■ ■ ■ ■ ■	■ ■ ■ ■ ■ ■ ■ ■ ■ ■ ■ ■ ■ ■							
	<b>Bag</b> DUST SAFE BAG SYSTEM 1PC PLASTIC BAG CLEAR 69L 5PC F/NORMAL DUST PLASTIC BAG BLUE 69 L 5PC F/HAZARDOUS DUST PLASTIC BAG RED 69 L 5PC F/VERY HARZADOUS DUST	03034000 82366400 82366500 82366600	■ ■ ■ ■	■ ■ ■ ■							
	<b>Filters</b> FILTER,KIT CLASS M IVT 3000 B FILTER,KIT CLASS M IVT/IVB 3000 S FILTER,KIT CLASS H IVT/IVB 3000 B/S FILTER,KIT EXHAUST IVT 2000-3000 B/S	32400593 32400594 32400601 32400602	■ ■ ■ ■	■ ■ ■ ■							
	<b>Others</b> 50MM MACHINE CLEANING KIT PUR HOSE 38MM MACHINE CLEANING KIT PUR HOSE FOR 50MM INLET FLOOR CLEANING KIT 50MM FLOOR CLEANING KIT 38MM PUR HOSE FOR 50MM INLET 38MM LIGHT INDUSTRIAL KIT FOR 38MM OR 50MM INLET 50MM INDUSTRIAL KIT ANTISTATIC 38MM INDUSTRIAL KIT ANTISTATIC SAFE BAG,KIT IVT 3000 B SAFE BAG,KIT IVT/IVB 3000 S STAINLESS STEEL,KIT IVT 3000 B STAINLESS STEEL,KIT IVT/IVB 3000 S PLASTIC BAG,KIT IVT/IVB 3000 S TOOL BASKET IVT/IVB 3000 B/S 50MM INLET DRY FLOOR & MASCHINE LIGHT KIT	22168800 22168900 22169000 22169100 22318400 22318500 22318600 32400597 32400598 32400607 32400608 32400613 32400819 82241600	■ ■ ■ ■ ■ ■ ■ ■ ■ ■ ■ ■ ■ ■	■ ■ ■ ■ ■ ■ ■ ■ ■ ■ ■ ■ ■ ■							





## Accessories Industrial Vacuum Cleaners












### IVB 3000 S

				IVB 3000 S						
	<b>Nozzle</b> NOZZLE HARD FLOOR 38MM 400MM W. RUBBER LIPS NOZZLE HARD FLOOR 38MM 300MM ALU W. RUBBER LIPS NOZZLE 750MM-4 RUB. LIPS FOR GS/GM 83+GB733/833 NOZZLE CARPET 38MM 400MM ALU/PLASTIC BRUSH NOZZLE 38MM 400MM ALU/PLASTIC NOZZLE 50MM 500MM ALU WITH ADJ.RUBBER BLADES	10947300 11035200 11372900 11476000 11476101 82226700	■ ■ ■ ■ ■ ■							
	<b>Cone nozzle</b> CONE RUBBER 245/Ø50 MM BLACK	02650900	■							
	<b>Crevice nozzle</b> CREVICE NOZZLE 300/Ø38 MM STEEL	10949500	■							
	<b>Fish tail nozzle</b> GULPER NOZZLE W.BRUSH INLET 50MM ALU/PP	02122400	■							
	<b>Tube</b> TUBE STRAIGHT 70MM L=1,2M TUBE STRAIGHT 50MM 1M STEEL STEEL TUBE CHROME L=560 D 38 TUBE 38MM X 630MM SS WAND	03055000 10686400 11027200 11916000 56331310	■ ■ ■ ■ ■							
	<b>Coupling</b> HOSE-HOSE COUP 70MM 45 DE REDUCER 50MM/38MM BETWEEN CONTAINER & HOSE.BAYONETS	03056203 10960900	■ ■							
	<b>Hose Vacuum cleaners</b> HOSE 50MM/3M MET WITH BALL JOINTS HOSE 70MM/3M CON MET-MET JOINTS HOSE 70MM/5M CON MET-MET JOINTS HOSE 70MM/3M MET MET-MET JOINTS HOSE 70MM/3M CON RUB MET-MET JOINTS HOSE 70MM/5M CON RUB MET-MET JOINTS HOSE 50MM/3M PUR H HOSE 38MM/3M RUBBER CURVED TUBE + BAJONET HOSE 50MM/3M RUBBER WITH CURVED TUBE + BAYONET HOSE 50MM/3M PLASTIC W BAYO + CURVED TUBE HOSE 50/38MM 2.6M PLASTIC BAYONET 50MM + TUBE 38MM HOSE 50MM/3M PUR BAYO + CURVED STEEL TUBE HOSE 38MM/3M PUR 50MM BAYO-38MM CURV.TUBE HOSE 50MM/3M PUR WITH BAYONET AND MUFF	02159900 03060300 03060500 03062000 03063800 03063900 03066303 11381700 11382100 11604000 11605200 12167200 12167700 82184600	■ ■ ■ ■ ■ ■ ■ ■ ■ ■ ■ ■ ■ ■							
	<b>Bag</b> DUST SAFE BAG SYSTEM 1PC PLASTIC BAG CLEAR 69L 5PC F/NORMAL DUST PLASTIC BAG BLUE 69 L 5PC F/HAZARDOUS DUST PLASTIC BAG RED 69 L 5PC F/VERY HARZADOUS DUST	03034200 82366400 82366500 82366600	■ ■ ■ ■							
	<b>Filters</b> FILTER,KIT CLASS M IVT/IVB 3000 S FILTER,KIT CLASS H IVT/IVB 3000 B/S	32400594 32400601	■ ■							
	<b>Others</b> 50MM MACHINE CLEANING KIT PUR HOSE 38MM MACHINE CLEANING KIT PUR HOSE FOR 50MM INLET FLOOR CLEANING KIT 50MM FLOOR CLEANING KIT 38MM PUR HOSE FOR 50MM INLET 38MM LIGHT INDUSTRIAL KIT FOR 38MM OR 50MM INLET 50MM INDUSTRIAL KIT ANTISTATIC 38MM INDUSTRIAL KIT ANTISTATIC SAFE BAG,KIT IVT/IVB 3000 S STAINLESS STEEL,KIT IVT/IVB 3000 S STAINLESS STEEL,KIT 100L IVB 3000 S STANDARD DUSTBIN 100 L IVB 3000 S PLASTIC BAG,KIT IVT/IVB 3000 S ASBESTOS,KIT IVB 3000 S LIQUID,KIT(230 V) IVB 3000 S LIQUID,KIT(110V) IVB 3000 S 50MM INLET DRY FLOOR & MASCHINE LIGHT KIT 50MM DRY FLOOR & MACHINE CLEANING KIT HEAVY 38MM DRY FLOOR & MACHINE CLEANING KIT	22168800 22168900 22169000 22169100 22318400 22318500 22318600 32400598 32400608 32400610 32400611 32400613 32400615 32400617 32400641 82241600 82241800 82241900	■ ■ ■ ■ ■ ■ ■ ■ ■ ■ ■ ■ ■ ■ ■ ■ ■ ■							



## Accessories Industrial Vacuum Cleaners

### GB 726/826

			GB 726	GB 826						
	<b>Nozzle</b> NOZZLE HARD FLOOR 38MM 400MM W. RUBBER LIPS NOZZLE HARD FLOOR 38MM 300MM ALU W. RUBBER LIPS NOZZLE CARPET 38MM 400MM ALU/PLASTIC BRUSH NOZZLE 38MM 400MM ALU/PLASTIC NOZZLE FIXED FLOOR 750MM FOR GM625 MM. NOZZLE 50MM 500MM ALU WITH ADJ. RUBBER BLADES	10947300 11035200 11476000 11476101 11839000 82226700	■ ■ ■ ■ ■ ■	■ ■ ■ ■ ■ ■						
	<b>Cone nozzle</b> CONE RUBBER 245/Ø50 MM BLACK	02650900	■	■						
	<b>Crevice nozzle</b> CREVICE NOZZLE 300/Ø38 MM STEEL	10949500	■	■						
	<b>Fish tail nozzle</b> GULPER NOZZLE W.BRUSH INLET 50MM ALU/PP	02122400	■	■						
	<b>Tube</b> TUBE STRAIGHT 50MM 1M STEEL STEEL TUBE CHROME L=560 D 38 TUBE 38MM X 630MM SS	10686400 11027200 11916000	■ ■ ■	■ ■ ■						
	<b>Coupling</b> REDUCER 50MM/38MM BETWEEN CONTAINER & HOSE.BAYONETS	10960900	■	■						
	<b>Hose Vacuum cleaners</b> HOSE 50MM/3M MET WITH BALL JOINTS HOSE 50MM/3M PUR H HOSE 38MM/3M RUBBER CURVED TUBE + BAJONET HOSE 50MM/3M PLASTIC W BAYO + CURVED TUBE HOSE 50/38MM 2.6M PLASTIC BAYONET 50MM + TUBE 38MM	02159900 03066303 11381700 11604000 11605200	■ ■ ■ ■ ■	■ ■ ■ ■ ■						
	<b>Bag</b> PLASTIC SACK 46L DUST BAG CLOTH 46L 1 PCS DUST BAG HIGH FILTRATION 46L DUST BAGS NORMAL 46 LITER PACKET OF 5 PCS - "BLUE" DUST BAGS FINE 46L PCK OF 5 BAGS - "GREEN"	21695400 21695900 21804000 81584000 81999000	■ ■ ■ ■ ■	■ ■ ■ ■ ■						
	<b>Filters</b> MOTOR PROTECTION FILTER POLYESTER FILTER MATERIAL HEPA CARTRIDGE FILTER ULPA CARTRIDGE FILTER DIFFUSER BAG F.GB-EXHAUST BLUE FILTER COTTON 16000CM2 FILTER GORE TEX PES3 16000CM2 FILTER GORE NO-STAT 16000CM2 FILTER NOMEX 16000CM2	11730410 21778000 21779000 31228700 61854000 61908300 62048600 82243300	■ ■ ■ ■ ■ ■ ■ ■	■ ■ ■ ■ ■ ■ ■ ■						
	<b>Assembly</b> MOUNTING KIT GB F.HEPA/UL SEE NOTE! MANOMETER COMPLETE F/GM625/GB725 COVER KIT	11779500 21657000 21996000	■ ■ ■	■ ■ ■						
	<b>Others</b> 50MM MACHINE CLEANING KIT PUR HOSE 38MM MACHINE CLEANING KIT PUR HOSE FOR 50MM INLET FLOOR CLEANING KIT 50MM FLOOR CLEANING KIT 38MM PUR HOSE FOR 50MM INLET 38MM LIGHT INDUSTRIAL KIT FOR 38MM OR 50MM INLET 50MM INDUSTRIAL KIT ANTISTATIC 38MM INDUSTRIAL KIT ANTISTATIC 50MM INLET DRY FLOOR & MASCHINE LIGHT KIT 50MM DRY FLOOR & MACHINE CLEANING KIT HEAVY 38MM OVERHEAD CLEANING KIT	22168800 22168900 22169000 22169100 22318400 22318500 22318600 82241600 82241800 82242000	■ ■ ■ ■ ■ ■ ■ ■ ■	■ ■ ■ ■ ■ ■ ■ ■ ■						









Accessories Industrial Vacuum Cleaners

IV 022 / IV 040










		IV 022	IV 040						
	<b>Assembly</b> KIT PLASTIC BAG F/IV 022 + IV040 CARTRIDGE KIT F/IV 022 + IV040 PLUG CEE 16AMP 6H- 220/380V 3P+N+GROUND	32400152 32400155 81569601	■ ■ ■	■ ■ ■					
	<b>Others</b> 50MM MACHINE CLEANING KIT PUR HOSE 38MM MACHINE CLEANING KIT PUR HOSE FOR 50MM INLET FLOOR CLEANING KIT 50MM FLOOR CLEANING KIT 38MM PUR HOSE FOR 50MM INLET 50MM LIGHT INDUSTRIAL KIT OILRESIS.HOSE 38MM LIGHT INDUSTRIAL KIT FOR 38MM OR 50MM INLET 50MM INDUSTRIAL KIT ANTISTATIC 38MM INDUSTRIAL KIT ANTISTATIC KIT DUST BAG SYSTEM F/IV 022 + IV040 KIT SAFE BAG SYSTEM F/IV 022 + IV040 KIT S.S.CONTAINER F/IV 022 + IV040 KIT LIQUID F/IV 022 + IV040 CLASS M KIT F/IV 022 + IV040 CLASS H KIT F/IV 022 + IV040 ASBESTOS KIT F/IV 022 + IV040 CONTAINER ABS W/LID F/IV022/040 + IVT/IVB2000 50MM INLET DRY FLOOR & MASCHINE LIGHT KIT 50MM DRY FLOOR & MACHINE CLEANING KIT HEAVY 38MM OVERHEAD CLEANING KIT	22168800 22168900 22169000 22169100 22318300 22318400 22318500 22318600 32400150 32400151 32400153 32400154 32400156 32400157 32400158 32400159 82241600 82241800 82242000	■ ■	■ ■					





## Accessories Industrial Vacuum Cleaners

### GS/GM 83

			GM 83	GS 83						
	<b>Nozzle</b>									
	WHEELED FLOOR NOZZLE INLET 70MM 500MM	03058500	■	■						
	NOZZLE HARD FLOOR 38MM 400MM W. RUBBER LIPS	10947300	■	■						
	NOZZLE HARD FLOOR 38MM 300MM ALU W. RUBBER LIPS	11035200	■	■						
	NOZZLE 750MM-4 RUB. LIPS FOR GS/GM 83+GB733/833	11372900	■	■						
	NOZZLE CARPET 38MM 400MM ALU/PLASTIC	11476000	■	■						
	BRUSH NOZZLE 38MM 400MM ALU/PLASTIC	11476101	■	■						
	NOZZLE 50MM 500MM ALU WITH ADJ.RUBBER BLADES	82226700	■	■						
	<b>Cone nozzle</b>									
	CONE RUBBER 245/Ø50 MM BLACK	02650900	■	■						
	<b>Crevice nozzle</b>									
	CREVICE NOZZLE 300/Ø38 MM STEEL	10949500	■	■						
	<b>Fish tail nozzle</b>									
	GULPER NOZZLE W.BRUSH INLET 50MM ALU/PP	02122400	■	■						
	<b>Tube</b>									
	TUBE STRAIGHT 70MM L=1,2M	03055000	■	■						
	TUBE STRAIGHT 50MM 1M STEEL	10686400	■	■						
	STEEL TUBE CHROME L=560 D 38	11027200	■	■						
	TUBE 38MM X 630MM SS	11916000	■	■						
	WAND	56331310	■	■						
	<b>Coupling</b>									
	HOSE-HOSE COUP 70MM 45 DE	03056203	■	■						
	REDUCER 50MM/38MM BETWEEN CONTAINER & HOSE.BAYONETS	10960900	■	■						
	<b>Hose Vacuum cleaners</b>									
	HOSE 50MM/3M MET WITH BALL JOINTS	02159900	■	■						
	HOSE 70MM/3M CON MET-MET JOINTS	03060300	■	■						
	HOSE 70MM/5M CON MET-MET JOINTS	03060500	■	■						
	HOSE 70MM/3M MET MET-MET JOINTS	03062000	■	■						
	HOSE 70MM/3M CON RUB MET-MET JOINTS	03063800	■	■						
	HOSE 70MM/5M CON RUB MET-MET JOINTS	03063900	■	■						
	HOSE 50MM/3M PUR H	03066303	■	■						
	HOSE 38MM/3M RUBBER CURVED TUBE + BAYONET	11381700	■	■						
	HOSE 50MM/3M RUBBER WITH CURVED TUBE + BAYONET	11382100	■	■						
	HOSE 50MM/3M PLASTIC W BAYO + CURVED TUBE	11604000	■	■						
	HOSE 50/38MM 2.6M PLASTIC BAYONET 50MM + TUBE 38MM	11605200	■	■						
	HOSE 50MM/3M PUR BAYO + CURVED STEEL TUBE	12167200	■	■						
	HOSE 38MM/3M PUR 50MM BAYO-38MM CURV.TUBE	12167700	■	■						
	HOSE 50MM/3M PUR WITH BAYONET AND MUFF	82184600	■	■						
	<b>Bag</b>									
	PLASTIC BAG CLEAR 69L 5PC F/NORMAL DUST	82366400	■	■						
	PLASTIC BAG BLUE 69 L 5PC F/HAZARDOUS DUST	82366500	■	■						
	PLASTIC BAG RED 69 L 5PC F/VERY HAZARDOUS DUST	82366600	■	■						
	<b>Filters</b>									
	DIFFUSER FILTERS 2 PCS	11693700	■	■						
	MOTOR PROTECTION FILTER POLYESTER FILTER MATERIAL	11730410	■	■						
	EXHAUST FILTER KIT WO. FILTER W HANDLE + BASE	11731003	■	■						
	FILTER HEPA F/GS/GM MOTOR INCL. 2 PC O-RINGS	21738000	■	■						
	FILTER ULPA F/GS/GM MOTOR INCL. 2 PC O-RINGS	21739000	■	■						
	FILTER COTTON 14300CM2	61390600	■	■						
	FILTER COTTON 18500CM2	61709100	■	■						
	FILTER GORE TEX PES 14300CM2	61909900	■	■						
	FILTER GORE NO-STAT 14300CM2	62048300	■	■						
	FILTER GORE NO-STAT 18500CM2	62048400	■	■						
	FILTER GORE TEX PES3 18500CM2	81904000	■	■						
	FILTER NOMEX 14300CM2	82243400	■	■						
	FILTER NOMEX 18500CM2	82243500	■	■						
	<b>Assembly</b>									
	MANOMETER F.GS/GM 83 - GB 733/833/933/1033	21517300	■	■						





Accessories Industrial Vacuum Cleaners

GS/GM 83












			GM 83	GS 83						
	Others									
	50MM MACHINE CLEANING KIT PUR HOSE	22168800	■	■						
	38MM MACHINE CLEANING KIT PUR HOSE FOR 50MM INLET	22168900	■	■						
	FLOOR CLEANING KIT 50MM	22169000	■	■						
	FLOOR CLEANING KIT 38MM PUR HOSE FOR 50MM INLET	22169100	■	■						
	38MM LIGHT INDUSTRIAL KIT FOR 38MM OR 50MM INLET	22318400	■	■						
	50MM INDUSTRIAL KIT ANTISTATIC	22318500	■	■						
	38MM INDUSTRIAL KIT ANTISTATIC	22318600	■	■						
	50MM INLET DRY FLOOR & MASCHINE LIGHT KIT	82241600	■	■						
	50MM DRY FLOOR & MACHINE CLEANING KIT HEAVY	82241800	■	■						
	38MM OVERHEAD CLEANING KIT	82242000	■	■						





## Accessories Industrial Vacuum Cleaners











### GB 833/933

			GB 833	GB 933						
	<b>Nozzle</b> WHEELED FLOOR NOZZLE INLET 70MM 500MM NOZZLE 750MM-4 RUB. LIPS FOR GS/GM 83+GB733/833 NOZZLE 50MM 500MM ALU WITH ADJ.RUBBER BLADES	03058500 11372900 82226700	■ ■ ■	■ ■ ■						
	<b>Cone nozzle</b> CONE RUBBER 245/Ø50 MM BLACK	02650900	■	■						
	<b>Fish tail nozzle</b> GULPER NOZZLE W.BRUSH INLET 50MM ALU/PP	02122400	■	■						
	<b>Front nozzle</b> FIXED FLOOR NOZZLE 750MM FOR GB 833/933	03058300	■	■						
	<b>Tube</b> TUBE STRAIGHT 70MM L=1,2M BRANCH "Y"PIECE 70/3X50MM TUBE STRAIGHT 50MM 1M STEEL	03055000 03059700 10686400	■ ■ ■	■ ■ ■						
	<b>Coupling</b> HOSE-HOSE COUP 70MM 45 DE REDUCER 70-50MM HOSE-TUBE CURVED 45 DEG REDUCER 100MM-70MM INLET-HOSE REDUC.70-50MM INCLUDING MUFF T-COUPLING 100MM/2X70MM	03056203 03056600 03056900 03057100 03059000	■ ■ ■ ■	■ ■ ■ ■						
	<b>Hose Vacuum cleaners</b> HOSE 50MM/3M MET WITH BALL JOINTS HOSE 70MM/3M CON MET-MET JOINTS HOSE 70MM/5M CON MET-MET JOINTS HOSE 70MM/3M MET MET-MET JOINTS HOSE 100MM/3M MET MET-MET JOINTS HOSE 100MM/2M CON PL MET-MET JOINTS HOSE 70MM/3M CON RUB MET-MET JOINTS HOSE 70MM/5M CON RUB MET-MET JOINTS HOSE 100MM/3M CON RUB MET-MET JOINTS HOSE 50MM/3M PUR H HOSE 50MM/3M RUBBER WITH CURVED TUBE + BAYONET HOSE 50MM/3M PLASTIC W BAYO + CURVED TUBE	02159900 03060300 03060500 03062000 03062400 03063200 03063800 03063900 03064300 03066303 11382100 11604000	■ ■ ■ ■ ■ ■ ■ ■ ■ ■ ■ ■	■ ■ ■ ■ ■ ■ ■ ■ ■ ■ ■ ■						
	<b>Bag</b> PLASTIC BAG CLEAR 69L 5PC F/NORMAL DUST PLASTIC BAG BLUE 69 L 5PC F/HAZARDOUS DUST PLASTIC BAG RED 69 L 5PC F/VERY HARZADOUS DUST	82366400 82366500 82366600	■ ■ ■	■ ■ ■						
	<b>Filters</b> FILTER GORE TEX PES3 41000CM2 FILTER COTTON 41000CM2 HEPA CARTRIDGE FILTER ULPA CARTRIDGE FILTER DIFFUSER BAG F.GB-EXHAUST BLUE FILTER COTTON 18500CM2 FILTER GORE NO-STAT 18500CM2 FILTER GORE TEX PES3 18500CM2 FILTER NOMEX 18500CM2 FILTER NOMEX 41000CM2	03015100 03015101 21778000 21779000 31228700 61709100 62048400 81904000 82243500 82243900	■ ■ ■ ■ ■ ■ ■ ■ ■	■ ■ ■ ■ ■ ■ ■ ■						
	<b>Assembly</b> SECURITY VALVA SOUND SUPPRES. GB933/1033 MOUNTING KIT GB F.HEPA/UL SEE NOTE! MANOMETER COMPLETE GB733 KIT GB FILTER MANOMETER	03055100 03075000 11779500 21676000 22254300	■ ■ ■ ■ ■	■ ■ ■ ■ ■						
	<b>Others</b> 50MM MACHINE CLEANING KIT PUR HOSE FLOOR CLEANING KIT 50MM 50MM INDUSTRIAL KIT ANTISTATIC 50MM INLET DRY FLOOR & MACHINE LIGHT KIT 50MM DRY FLOOR & MACHINE CLEANING KIT HEAVY	22168800 22169000 22318500 82241600 82241800	■ ■ ■ ■ ■	■ ■ ■ ■ ■						



## Accessories Industrial Vacuum Cleaners

### GB 1033










			GB 1033							
	<b>Nozzle</b> WHEELED FLOOR NOZZLE INLET 70MM 500MM NOZZLE 750MM-4 RUB. LIPS FOR GS/GM 83+GB733/833 NOZZLE 50MM 500MM ALU WITH ADJ.RUBBER BLADES	03058500 11372900 82226700	■ ■ ■							
	<b>Cone nozzle</b> CONE RUBBER 245/Ø50 MM BLACK	02650900	■							
	<b>Fish tail nozzle</b> GULPER NOZZLE W.BRUSH INLET 50MM ALU/PP	02122400	■							
	<b>Tube</b> TUBE STRAIGHT 70MM L=1,2M BRANCH "Y" PIECE 70/3X50MM TUBE STRAIGHT 50MM 1M STEEL TUBE 38MM X 630MM SS	03055000 03059700 10686400 11916000	■ ■ ■ ■							
	<b>Coupling</b> HOSE-HOSE COUP 70MM 45 DE REDUCER 100MM-70MM T-COUPLING 100MM/2X70MM T-COUPLING 100MM/3X70MM	03056203 03056900 03059000 03059100	■ ■ ■ ■							
	<b>Hose Vacuum cleaners</b> HOSE 50MM/3M MET WITH BALL JOINTS HOSE 70MM/3M CON MET-MET JOINTS HOSE 70MM/5M CON MET-MET JOINTS HOSE 70MM/3M MET MET-MET JOINTS HOSE 100MM/3M MET MET-MET JOINTS HOSE 100MM/2M CON PL MET-MET JOINTS HOSE 70MM/3M CON RUB MET-MET JOINTS HOSE 70MM/5M CON RUB MET-MET JOINTS HOSE 100MM/3M CON RUB MET-MET JOINTS HOSE 50MM/3M PUR H HOSE 50MM/3M RUBBER WITH CURVED TUBE + BAYONET HOSE 50MM/3M PLASTIC W BAYO + CURVED TUBE	02159900 03060300 03060500 03062000 03062400 03063200 03063800 03063900 03064300 03066303 11382100 11604000	■ ■ ■ ■ ■ ■ ■ ■ ■ ■ ■ ■							
	<b>Bag</b> DUST SAFE BAG SYSTEM 1PC DISPOSABLE CONTAINER PLASTIC BAG CLEAR 69L 5PC F/NORMAL DUST PLASTIC BAG BLUE 69 L 5PC F/HAZARDOUS DUST PLASTIC BAG RED 69 L 5PC F/VERY HARZADOUS DUST	03034200 03110100 82366400 82366500 82366600	■ ■ ■ ■ ■							
	<b>Filters</b> ABSOLUTE-FILTER 1P-3134/ 0,9-1 ARTIKEL NR. 1650895 FILTER GORE TEX PES3 41000CM2 FILTER COTTON 41000CM2 HEPA CARTRIDGE FILTER ULPA CARTRIDGE FILTER DIFFUSER BAG F.GB-EXHAUST BLUE FILTER NOMEX 41000CM2	02170500 03015100 03015101 21778000 21779000 31228700 82243900	■ ■ ■ ■ ■ ■ ■							
	<b>Assembly</b> SECURITY VALVA SOUNDSUPPRES. GB933/1033 MOUNTING KIT GB F.HEPA/UL SEE NOTE! MANOMETER F.GS/GM 83 - GB 733/833/933/1033 KIT GB FILTER MANOMETER	03055100 03075000 11779500 21517300 22254300	■ ■ ■ ■ ■							
	<b>Others</b> 50MM MACHINE CLEANING KIT PUR HOSE FLOOR CLEANING KIT 50MM 50MM INDUSTRIAL KIT ANTISTATIC 50MM INLET DRY FLOOR & MASCHINE LIGHT KIT 50MM DRY FLOOR & MACHINE CLEANING KIT HEAVY	22168800 22169000 22318500 82241600 82241800	■ ■ ■ ■ ■							





## Accessories Industrial Vacuum Cleaners

### GB 1133




			GB 1133 SAC Variants							
	<b>Nozzle</b> WHEELED FLOOR NOZZLE INLET 70MM 500MM NOZZLE 750MM-4 RUB. LIPS FOR GS/GM 83+GB733/833 NOZZLE 50MM 500MM ALU WITH ADJ.RUBBER BLADES	03058500 11372900 82226700	■ ■ ■							
	<b>Cone nozzle</b> CONE RUBBER 245/Ø50 MM BLACK	02650900	■							
	<b>Fish tail nozzle</b> GULPER NOZZLE W.BRUSH INLET 50MM ALU/PP	02122400	■							
	<b>Tube</b> TUBE STRAIGHT 70MM L=1,2M BRANCH "Y"PIECE 70/3X50MM TUBE STRAIGHT 50MM 1M STEEL TUBE 38MM X 630MM SS	03055000 03059700 10686400 11916000	■ ■ ■ ■							
	<b>Coupling</b> HOSE-HOSE COUP 70MM 45 DE REDUCER 100MM-70MM T-COUPLING 100MM/2X70MM T-COUPLING 100MM/3X70MM	03056203 03056900 03059000 03059100	■ ■ ■ ■							
	<b>Hose Vacuum cleaners</b> HOSE 50MM/3M MET WITH BALL JOINTS HOSE 70MM/3M CON MET-MET JOINTS HOSE 70MM/5M CON MET-MET JOINTS HOSE 70MM/3M MET MET-MET JOINTS HOSE 100MM/3M MET MET-MET JOINTS HOSE 100MM/2M CON PL MET-MET JOINTS HOSE 70MM/3M CON RUB MET-MET JOINTS HOSE 70MM/5M CON RUB MET-MET JOINTS HOSE 100MM/3M CON RUB MET-MET JOINTS HOSE 50MM/3M PUR H HOSE 50MM/3M RUBBER WITH CURVED TUBE + BAYONET HOSE 50MM/3M PLASTIC W BAYO + CURVED TUBE	02159900 03060300 03060500 03062000 03062400 03063200 03063800 03063900 03064300 03066303 11382100 11604000	■ ■ ■ ■ ■ ■ ■ ■ ■ ■ ■ ■							
	<b>Bag</b> PLASTIC BAG 69LTR (25 PC) DUST SAFE BAG SYSTEM 1PC DISPOSABLE CONTAINER PLASTIC BAG CLEAR 69L 5PC F/NORMAL DUST PLASTIC BAG BLUE 69 L 5PC F/HAZARDOUS DUST PLASTIC BAG RED 69 L 5PC F/VERY HARZADOUS DUST	02764100 03034300 03110100 82366400 82366500 82366600	■ ■ ■ ■ ■ ■							
	<b>Filters</b> ABSOLUTE-FILTER 1P-3134-1 ART.-NR. 165 089 FILTER UNIT	02170000 04005300	■ ■							
	<b>Others</b> 50MM MACHINE CLEANING KIT PUR HOSE FLOOR CLEANING KIT 50MM 50MM INDUSTRIAL KIT ANTISTATIC 50MM INLET DRY FLOOR & MASCHINE LIGHT KIT 50MM DRY FLOOR & MACHINE CLEANING KIT HEAVY	22168800 22169000 22318500 82241600 82241800	■ ■ ■ ■ ■							





# Accessories Industrial Vacuum Cleaners

## IV 055




			IV 055							
	<b>Nozzle</b> WHEELED FLOOR NOZZLE INLET 70MM 500MM NOZZLE HARD FLOOR 38MM 400MM W. RUBBER LIPS NOZZLE HARD FLOOR 38MM 300MM ALU W. RUBBER LIPS NOZZLE CARPET 38MM 400MM ALU/PLASTIC BRUSH NOZZLE 38MM 400MM ALU/PLASTIC NOZZLE W/BRISTLES F/38MM 370MM INCL. 1 SET OF LIPS NOZZLE GULPER OILRE 50MM 25X90 RUBBER NOZZLE FLOOR WET 38MM 450 W.ADJ. RUB.BLADES NOZZLE 50MM 500MM ALU WITH ADJ.RUBBER BLADES	03058500 10947300 11035200 11476000 11476101 140 3816 020 82167300 82168000 82226700	■ ■ ■ ■ ■ ■ ■ ■ ■							
	<b>Round brush nozzle</b> ROUND BRUSH RED F.38MM BRUSH ROUND 70MM ROUND BRUSH GREEN F.38MM BRUSH ROUND 70MM ROUND BRUSH BLUE F.38MM BRUSH ROUND 70MM ROUND BRUSH 38MM 100MM ALU/WOOD	10950201 10950202 10950203 10989000	■ ■ ■ ■							
	<b>Cone nozzle</b> CONE RUBBER 245/Ø50 MM BLACK CONE RUBBER OILRESISTANT 50MM 315MM BLACK CONE RUBBER OILRESISTANT 38MM 315MM BLACK	02650900 82167400 82167900	■ ■ ■							
	<b>Crevice nozzle</b> CREVICE NOZZLE 300/Ø38 MM STEEL	10949500	■							
	<b>Fish tail nozzle</b> GULPER NOZZLE OILR 15X90 INLET 50MM RUBBER GULPER NOZZLE W.BRUSH INLET 50MM ALU/PP NOZZLE GULPER 38MM 25X90 BLACK OILRESISTANT	02122200 02122400 82169700	■ ■ ■							
	<b>Tube</b> TUBE STRAIGHT 70MM L=1,2M BRANCH "Y" PIECE 70/3X50MM TUBE STRAIGHT 50MM 1M STEEL STEEL TUBE CHROME L=560 D 38 TUBE 38MM X 630MM SS	03055000 03059700 10686400 11027200 11916000	■ ■ ■ ■ ■							
	<b>Coupling</b> HOSE-HOSE COUP 70MM 45 DE T-COUPLING 70MM-2X70MM T-COUPLING 70MM-2X50MM REDUCER 50MM/38MM BETWEEN CONTAINER & HOSE.BAYONETS	03056203 03059500 03059601 10960900	■ ■ ■ ■							
	<b>Hose Vacuum cleaners</b> HOSE 50MM/3M MET WITH BALL JOINTS HOSE 70MM/3M CON MET-MET JOINTS HOSE 70MM/5M CON MET-MET JOINTS HOSE 70MM/3M MET MET-MET JOINTS HOSE 70MM/3M CON RUB MET-MET JOINTS HOSE 70MM/5M CON RUB MET-MET JOINTS HOSE 50MM/3M PUR H HOSE 38MM/3M RUBBER CURVED TUBE + BAJONET HOSE 50MM/3M RUBBER WITH CURVED TUBE + BAYONET HOSE 38MM/3M PLASTIC W. CURVED TUBE + BAYONET HOSE 50MM/3M PLASTIC W BAYO + CURVED TUBE HOSE 50/38MM 2.6M PLASTIC BAYONET 50MM + TUBE 38MM HOSE 50MM/3M PUR BAYO + CURVED STEEL TUBE HOSE 38MM/3M PUR 50MM BAYO-38MM CURV.TUBE HOSE 50MM/3M CONDUCTIVE CURVED TUBE + BAJONET HOSE 38MM/3M OILRESIST. CURVED TUBE + BAYONET HOSE 50MM/3M PUR WITH BAYONET AND MUFF HOSE 38MM/3M PUR 50MM BAYONET + 38MM MUFFE	02159900 03060300 03060500 03062000 03063800 03063900 03066303 11381700 11382100 11603000 11604000 11605200 12167200 12167700 12248200 12291400 82184600 82184700	■ ■ ■ ■ ■ ■ ■ ■ ■ ■ ■ ■ ■ ■ ■ ■ ■ ■ ■							
	<b>Bag</b> DUST SAFE BAG SYSTEM 1PC PLASTIC BAG CLEAR 69L 5PC F/NORMAL DUST PLASTIC BAG BLUE 69 L 5PC F/HAZARDOUS DUST PLASTIC BAG RED 69 L 5PC F/VERY HARZADOUS DUST	03034200 82366400 82366500 82366600	■ ■ ■ ■							





## Accessories Industrial Vacuum Cleaners

### IV 055

			IV 055							
	<b>Filters</b>									
	FILTER HEPA H13	32400528	■							
	FILTER POLYESTER STD KIT IV055/075/110	32400898	■							
	FILTER PTFE KIT IV055/075/110	32400899	■							
	FILTER ANTISTATIC STD KIT IV055/075/110	32400900	■							
	FILTER ANTISTATIC PTFE KIT IV055/075/110	32400901	■							
	FILTER NOMEX KIT IV055/075/110	32400902	■							
	FILTER CLASS M KIT IV055/075/110	32400903	■							
	<b>Assembly</b>									
	PLUG CEE 16AMP 6H- 220/380V 3P+N+GROUND	81569601	■							
	<b>Others</b>									
	50MM MACHINE CLEANING KIT PUR HOSE	22168800	■							
	38MM MACHINE CLEANING KIT PUR HOSE FOR 50MM INLET	22168900	■							
	FLOOR CLEANING KIT 50MM	22169000	■							
	FLOOR CLEANING KIT 38MM PUR HOSE FOR 50MM INLET	22169100	■							
	50MM LIGHT INDUSTRIAL KIT OILRESIS.HOSE	22318300	■							
	38MM LIGHT INDUSTRIAL KIT FOR 38MM OR 50MM INLET	22318400	■							
	50MM INDUSTRIAL KIT ANTISTATIC	22318500	■							
	38MM INDUSTRIAL KIT ANTISTATIC	22318600	■							
	BAG SAFE SYSTEM KIT IV055	32400516	■							
	KIT PLASTIC BAG	32400517	■							
	CONTAINER INOX CPL IV055	32400518	■							
	ASBESTOS KIT CPL IV055	32400519	■							
	CLASS M KIT IV055-075-110	32400523	■							
	CLASS H KIT IV055-075-110	32400524	■							
	CARTRIDGE KIT CPL IV055/075/110/150	32400527	■							
	50MM INLET DRY FLOOR & MASCHINE LIGHT KIT	82241600	■							
	50MM DRY FLOOR & MACHINE CLEANING KIT HEAVY	82241800	■							
	38MM OVERHEAD CLEANING KIT	82242000	■							












## Accessories Industrial Vacuum Cleaners

### IV 075 / IV 110

			IV 075	IV 110						
	<b>Filters</b>									
	FILTER HEPA H13	32400528	■	■						
	FILTER POLYESTER STD KIT IV055/075/110	32400898	■	■						
	FILTER PTFE KIT IV055/075/110	32400899	■	■						
	FILTER ANTISTATIC STD KIT IV055/075/110	32400900	■	■						
	FILTER ANTISTATIC PTFE KIT IV055/075/110	32400901	■	■						
	FILTER NOMEX KIT IV055/075/110	32400902	■	■						
	FILTER CLASS M KIT IV055/075/110	32400903	■	■						
	<b>Assembly</b>									
	PLUG CEE 16AMP 6H- 220/380V 3P+N+GROUND	81569601	■							
	<b>Others</b>									
	50MM MACHINE CLEANING KIT PUR HOSE	22168800	■	■						
	38MM MACHINE CLEANING KIT PUR HOSE FOR 50MM INLET	22168900	■	■						
	FLOOR CLEANING KIT 50MM	22169000	■	■						
	FLOOR CLEANING KIT 38MM PUR HOSE FOR 50MM INLET	22169100	■	■						
	50MM LIGHT INDUSTRIAL KIT OILRESIS.HOSE	22318300	■	■						
	38MM LIGHT INDUSTRIAL KIT FOR 38MM OR 50MM INLET	22318400	■	■						
	50MM INDUSTRIAL KIT ANTISTATIC	22318500	■	■						
	38MM INDUSTRIAL KIT ANTISTATIC	22318600	■	■						
	KIT PLASTIC BAG	32400517	■	■						
	BAG,SAFE SYSTEM KIT IV075/110/150	32400521	■	■						
	CONTAINER INOX CPL IV075/110/150	32400522	■	■						
	CLASS M KIT IV055-075-110	32400523	■	■						
	CLASS H KIT IV055-075-110	32400524	■	■						
	CARTRIDGE KIT CPL IV055/075/110/150	32400527	■	■						
	50MM INLET DRY FLOOR & MASCHINE LIGHT KIT	82241600	■	■						
	50MM DRY FLOOR & MACHINE CLEANING KIT HEAVY	82241800	■	■						
	38MM OVERHEAD CLEANING KIT	82242000	■	■						



## Industrial Vacuum Cleaners

## IV 150

[illegible]





## Accessories

## Industrial Vacuum Cleaners










### IV 150

		IV 150								
<b>+</b>	<b>Others</b>									
	RAFFEDER	03055400	■							
	PAWL SPRING	03055401	■							
	50MM MACHINE CLEANING KIT PUR HOSE	22168800	■							
	FLOOR CLEANING KIT 50MM	22169000	■							
	50MM LIGHT INDUSTRIAL KIT OILRESIS.HOSE	22318300	■							
	50MM INDUSTRIAL KIT ANTISTATIC	22318500	■							
	KIT PLASTIC BAG	32400517	■							
	BAG,SAFE SYSTEM KIT IV075/110/150	32400521	■							
	CONTAINER INOX CPL IV075/110/150	32400522	■							
	CLASS M KIT IV150	32400525	■							
	CLASS H KIT IV150	32400526	■							
	CARTRIDGE KIT CPL IV055/075/110/150	32400527	■							
	50MM INLET DRY FLOOR & MASCHINE LIGHT KIT	82241600	■							
	50MM DRY FLOOR & MACHINE CLEANING KIT HEAVY	82241800	■							



## Accessories Industrial Vacuum Cleaners

### IW 2050












			IW 2050 w/o valve	IW 2050 w valve	IWD 2050 Wet bag					
	<b>Nozzle</b>									
	NOZZLE HARD FLOOR 38MM 400MM W. RUBBER LIPS	10947300	■	■	■					
	NOZZLE HARD FLOOR 38MM 300MM ALU W. RUBBER LIPS	11035200	■	■	■					
	BRUSH NOZZLE 38MM 400MM ALU/PLASTIC	11476101	■	■	■					
	NOZZLE GULPER OILRE 50MM 25X90 RUBBER	82167300	■	■	■					
	NOZZLE FLOOR WET 38MM 450 W.ADJ. RUB.BLADES	82168000	■	■	■					
	NOZZLE 50MM 500MM ALU WITH ADJ.RUBBER BLADES	82226700	■	■	■					
	<b>Cone nozzle</b>									
	CONE RUBBER 245/Ø50 MM BLACK	02650900	■	■	■					
	CONE RUBBER OILRESISTANT 50MM 315MM BLACK	82167400	■	■	■					
	CONE RUBBER OILRESISTANT 38MM 315MM BLACK	82167900	■	■	■					
	<b>Crevice nozzle</b>									
	CREVICE NOZZLE 300/Ø38 MM STEEL	10949500	■	■	■					
	<b>Fish tail nozzle</b>									
	GULPER NOZZLE OILR 15X90 INLET 50MM RUBBER	02122200	■	■	■					
	GULPER NOZZLE W.BRUSH INLET 50MM ALU/PP	02122400	■	■	■					
	NOZZLE GULPER 38MM 25X90 BLACK OILRESISTANT	82169700	■	■	■					
	<b>Tube</b>									
	TUBE STRAIGHT 50MM 1M STEEL	10686400	■	■	■					
	TUBE 38MM X 630MM SS	11916000	■	■	■					
	<b>Hose Vacuum cleaners</b>									
	HOSE 50MM/3M PUR H	03066303	■	■	■					
	HOSE 38MM/3M RUBBER CURVED TUBE + BAJONET	11381700	■	■	■					
	HOSE 50MM/3M RUBBER WITH CURVED TUBE + BAYONET	11382100	■	■	■					
	HOSE 50MM/3M PUR BAYO + CURVED STEEL TUBE	12167200	■	■	■					
	HOSE 38MM/3M PUR 50MM BAYO-38MM CURV.TUBE	12167700	■	■	■					
	HOSE 50MM/3M CONDUCTIVE CURVED TUBE + BAJONET	12248200	■	■	■					
	HOSE 38MM/3M OILRESIST. CURVED TUBE + BAYONET	12291400	■	■	■					
	HOSE 50MM/3M PUR WITH BAYONET AND MUFF	82184600	■	■	■					
	HOSE 38MM/3M PUR 50MM BAYONET + 38MM MUFFE	82184700	■	■	■					
	<b>Filters</b>									
	OIL FILTER PAD IW 2050	22163700	■	■	■					
	OIL ABSORBER PAD IW 2050	22165200	■	■	■					
	<b>Assembly</b>									
	IX 2000-MOTOR UNIT EU 220-240V	17880001	■	■	■					
	IX 2000-MOTOR UNIT UK 220-240V	17880002	■	■	■					
	IX 2000-MOTOR UNIT UK 110V NO PLUG	17880003	■	■	■					
	IX 2000-MOTOR UNIT CH 220-240V	17880004	■	■	■					
	IX 2000-MOTOR UNIT I 220-240V	17880005	■	■	■					
	IX 2000-MOTOR UNIT AUS/NZ 220-240V	17880006	■	■	■					
	IX 2000-MOTOR UNIT US/CAN 110-120V	17880007	■	■	■					
	IX 2000-MOTOR UNIT DK 220-240V	17880008	■	■	■					
	<b>Others</b>									
	FLOAT KIT IW 2050	22164900	■	■	■					
	STRAP FOR CRANE/FORKLIFT	22165700	■	■	■					
	50MM MACHINE CLEANING KIT PUR HOSE	22168800	■	■	■					
	38MM MACHINE CLEANING KIT PUR HOSE FOR 50MM INLET	22168900	■	■	■					
	FLOOR CLEANING KIT 50MM	22169000	■	■	■					
	FLOOR CLEANING KIT 38MM PUR HOSE FOR 50MM INLET	22169100	■	■	■					
	FIXED OUTLET FOR IX 2000 50MM	22229000	■	■	■					
	50MM LIGHT INDUSTRIAL KIT OILRESIS.HOSE	22318300	■	■	■					
	38MM LIGHT INDUSTRIAL KIT FOR 38MM OR 50MM INLET	22318400	■	■	■					
	KIT FLEX SEPERATOR FOR ID 2050	22367300	■	■	■					





## Accessories Industrial Vacuum Cleaners

### ID 2050

			ID 2050 Cyclone L	ID 2050 Dust bag L	ID 2050 Flex L					
	<b>Nozzle</b>									
	NOZZLE W/BRISTLES F/38MM 370MM INCL. 1 SET OF LIPS	140 3816 020	■	■	■					
	NOZZLE GULPER OILRE 50MM 25X90 RUBBER	82167300	■	■	■					
	NOZZLE 50MM 500MM ALU WITH ADJ.RUBBER BLADES	82226700	■	■	■					
	<b>Round brush nozzle</b>									
	ROUND BRUSH RED F.38MM BRUSH ROUND 70MM	10950201	■	■	■					
	ROUND BRUSH GREEN F.38MM BRUSH ROUND 70MM	10950202	■	■	■					
	ROUND BRUSH BLUE F.38MM BRUSH ROUND 70MM	10950203	■	■	■					
	ROUND BRUSH 38MM 100MM ALU/WOOD	10989000	■	■	■					
	<b>Cone nozzle</b>									
	CONE RUBBER 245/Ø50 MM BLACK	02650900	■	■	■					
	<b>Crevice nozzle</b>									
	CREVICE NOZZLE 300/Ø38 MM STEEL	10949500	■	■	■					
	<b>Fish tail nozzle</b>									
	GULPER NOZZLE OILR 15X90 INLET 50MM RUBBER	02122200	■	■	■					
	<b>Tube</b>									
	TUBE STRAIGHT 50MM 1M STEEL	10686400	■	■	■					
	TUBE 38MM X 630MM SS	11916000	■	■	■					
	<b>Hose Vacuum cleaners</b>									
	HOSE 50MM/3M PUR BAYO + CURVED STEEL TUBE	12167200	■	■	■					
	HOSE 38MM/3M PUR 50MM BAYO-38MM CURV.TUBE	12167700	■	■	■					
	HOSE 50MM/3M CONDUCTIVE CURVED TUBE + BAJONET	12248200	■	■	■					
	HOSE 50MM/3M PUR WITH BAYONET AND MUFF	82184600	■	■	■					
	HOSE 38MM/3M PUR 50MM BAYONET + 38MM MUFFE	82184700	■	■	■					
	<b>Bag</b>									
	DUST BAGS NORMAL 46 LITER PACKET OF 5 PCS -"BLUE"	81584000		■						
	<b>Filters</b>									
	CARTRIDGE FILTER ID 2050 STANDARD	22313400	■	■	■					
	CARTRIDGEFILT PTFE ID2050 FINE DUST	22316600	■	■	■					
	<b>Assembly</b>									
	IX 2000-MOTOR UNIT EU 220-240V	17880001	■	■	■					
	IX 2000-MOTOR UNIT UK 220-240V	17880002	■	■	■					
	IX 2000-MOTOR UNIT UK 110V NO PLUG	17880003	■	■	■					
	IX 2000-MOTOR UNIT CH 220-240V	17880004	■	■	■					
	IX 2000-MOTOR UNIT I 220-240V	17880005	■	■	■					
	IX 2000-MOTOR UNIT AUS/NZ 220-240V	17880006	■	■	■					
	IX 2000-MOTOR UNIT US/CAN 110-120V	17880007	■	■	■					
	IX 2000-MOTOR UNIT DK 220-240V	17880008	■	■	■					
	<b>Others</b>									
	STRAP FOR CRANE/FORKLIFT	22165700	■	■	■					
	50MM MACHINE CLEANING KIT PUR HOSE	22168800	■	■	■					
	38MM MACHINE CLEANING KIT PUR HOSE FOR 50MM INLET	22168900	■	■	■					
	50MM LIGHT INDUSTRIAL KIT OILRESIS.HOSE	22318300	■	■	■					
	38MM LIGHT INDUSTRIAL KIT FOR 38MM OR 50MM INLET	22318400	■	■	■					
	50MM INDUSTRIAL KIT ANTISTATIC	22318500	■	■	■					
	38MM INDUSTRIAL KIT ANTISTATIC	22318600	■	■	■					
	KIT IW+WETBAG SEPARATOR IW 2050	22367200	■	■	■					
	50MM INLET DRY FLOOR & MASCHINE LIGHT KIT	82241600	■	■	■					
	50MM DRY FLOOR & MACHINE CLEANING KIT HEAVY	82241800	■	■	■					
	38MM OVERHEAD CLEANING KIT	82242000	■	■	■					












## Accessories Scrubber/dryers

## CA 240/330

			CA 240	CA 330						
	<b>Broom cyl.</b> HARD BRUSH, CA 330 ESCALATOR BRUSH, CA 330 STANDARD BRUSH, CA 240 STANDARD BRUSH, CA 330 SOFT BRUSH, CA 330 SOFT BRUSH, CA 240	55900089 55900090 55900127 55900130 55900131 55900133	■ ■ ■ ■ ■ ■	■ ■ ■ ■ ■ ■						
	<b>Side brush</b> SIDE BRUSH, CA 330 SIDE BRUSH, CA 240	55900132 55900134	■ ■	■ ■						
	<b>Others</b> TROLLEY, CA 240/330 TANK VALVE KIT,CA 240/330 FILTER KIT, CA 240/330 KNOB TANK KIT, CA 240/330	55053395 55053707 55053708 55053709	■ ■ ■ ■	■ ■ ■ ■						





## Accessories Scrubber/dryers

### CA/BA 410







		CA 410	BA 410						
	<b>Batteries</b> BATTERY 12MFP80 BATTERY 12MFP055 BA340 BATTERY EX 6DF 050 DFM BATTERY EX 6DF 070 DFM BATTERY 2 PCS 12 MFP 80 BATTERY 2 PCS 12MFP055 FOR BA 340/BA410 BATTERY 2 PCS 6 DF 050 FOR BA 340/BA 410 BATTERY 2 PCS 6 DF 070	00190083 00190103 00190123 00190124 00190283 00192103 00192123 00192124	■ ■ ■ ■ ■ ■ ■ ■						
	<b>Charger</b> CHARGER SMC 24/20 UK PLUG CHARGER PLUG SB-50 RED CHARGER SMC 24/20 COMPLETE EU-CHARGER BAT.CHARG TC1 PWT 24V20AG CHARGER COMPL. EU TC1 PWT 24V 20A W/PLUG SB-50-RED CHARGER COMPL. UK TC1 PWT 24V 20A W/PLUG SB-50 RED PLUG UK CHARGER BATTERY 24V 8A 230V 50-60Hz	00171732 00190017 00191732 00202405 00202425 00202525 82179200 909 5561 000	■ ■ ■ ■ ■ ■ ■ ■						
	<b>Padholders</b> PADHOLDER CPL F/BA-CA 410	909 5695 000	■ ■						
 430mm	<b>Brush disc. 430mm</b> BRUSH D.430 PROLENE PPL BRUSH D.430 MIDLITE GRIT BRUSH D.430 MIDGRIT 240 BRUSH D.430 PROLITE BRUSH D.430 UNION MIX	08812891 909 5691 000 909 5692 000 909 5693 000 909 5694 000	■ ■ ■ ■ ■ ■ ■ ■ ■ ■						
	<b>Squeegees, blades, skirts and splash guards</b> BLADE REAR BLADE FRONT SQUEEGEE KIT COMPLETE BA/CA 410 WHEEL SQUEEGEE KIT BA/CA 410	909 5568 000 909 5569 000 909 5702 000 909 5703 000	■ ■ ■ ■ ■ ■ ■ ■						





## Accessories Scrubber/dryers

### BA/CA 450/530







			BA 450 drive	BA 450	BA 530 drive	BA 530	CA 450	CA 530		
	<b>Batteries</b>									
	BATTERY 6 ET 100 DRY TUBULAR MONOBLOC	00180031	■	■	■	■				
	BATTERY 6 ST 72 DRY TUBULAR MONOBLOC	00180032	■	■	■	■				
	2 STK 6ET100 DRY BAT TUBULAR MONOBLOC	00180231	■	■	■	■				
	2 STK 6ST72 DRY BAT TUBULAR MONOBLOC	00180232	■	■	■	■				
	BATTERY 12TP072	00190039	■	■	■	■				
	BATTERY 12MFP80	00190083	■	■	■	■				
	BATTERY 12TP100	00190086	■	■	■	■				
	BATTERY 12MFP100	00190087	■	■	■	■				
	BATTERY 12TP080	00190089	■	■	■	■				
	BATTERY EX 6DF 070 DFM	00190124	■	■	■	■				
	EX BATTERY 6DF 100 DFM	00190125	■	■	■	■				
	2 PC 6 TR 70 BATTERY	00190239	■	■	■	■				
	BATTERY 2 PCS 12 MFP 80	00190283	■	■	■	■				
	2 PC VPB 12/120 BATTERY	00190286	■	■	■	■				
	2 PC 12 TRV 100 BATTERY	00190287	■	■	■	■				
	2 PC VPB 12/90 BATTERY	00190289	■	■	■	■				
	BATTERY 2 PCS 6 DF 070	00192124	■	■	■	■				
	2 PCS BATTERY 6 DF 100	00192125	■	■	■	■				
	BATTERY 6ET100 F/SR1000B+ SR1000S B	00200021	■	■	■	■				
	BATTERY 6ST072 FOR BA430	00200029	■	■	■	■				
	BATTERY FF 12 085 FLOODED GRID T. MONONBLOC	00200047	■	■	■	■				
	BATTERY FF 12 110 FLOODED GRID T. MONONBLOC	00200049	■	■	■	■				
	2 PCS BATTERY 6 ET 100 FOR SR 1000 B	00200221	■	■	■	■				
	2 PCS BATTERY 6 ST 072 FOR BA 430	00200229	■	■	■	■				
	2 PCS BATT 00200047 FLOODED GRID T. MONONBLOC	00200247	■	■	■	■				
	2 PCS BATT 00200049 FLOODED GRID T. MONONBLOC	00200249	■	■	■	■				
	<b>Charger</b>									
	CHARGER SMC 24/20 UK PLUG	00171732	■	■	■	■				
	BATTERY CHARGER FUK ONLY	00171760	■	■	■	■				
	CHARGER-E 24/10 TL UK	00171772	■	■	■	■				
	CHARGER PLUG SB-50 RED	00190017	■	■	■	■				
	CHARGER E24/25 TIME D	00190059	■	■	■	■				
	CHARGER E 24/15 TIME D	00190060	■	■	■	■				
	CHARGER E 24/10 TIME D	00190072	■	■	■	■				
	EX CHARGER SMC HF 24/20	00190132	■	■	■	■				
	CHARGER SMC 24/20 COMPLETE EU-CHARGER	00191732	■	■	■	■				
	BATTERY CHARGER	00191760	■	■	■	■				
	CHARGER - E 24/10 TIME D.	00191772	■	■	■	■				
	BAT.CHARG TC1 PWT 24V20AG	00202405	■	■	■	■				
	CHARGER COMPL. UK TC1 PWT 24V 20A W/PLUG SB-50 RED	00202525	■	■	■	■				
	PLUG UK	82179200	■	■	■	■				
	<b>Padholders</b>									
	PADHOLDER 450MM W/CENTERLOCK	08837017	■	■			■			
	PADHOLDER 530MM W/CENTERLOCK	08837018			■	■		■		
	<b>Brush disc. 450mm</b>									
	PPN BRUSH MEDIUM 450MM	08837020	■	■			■			
	PPN BRUSH SOFT 450MM	08837021	■	■			■			
	UNION MIX BRUSH 450MM	08837022	■	■			■			
	SICA BRUSH 450MM	08837023	■	■			■			
	MIDGRIT MEDIUM 240, 450MM	08837024	■	■			■			
	<b>Brush disc. 530mm</b>									
	PPN BRUSH MEDIUM 530MM	08837025			■	■		■		
	PPN BRUSH SOFT 530MM	08837026			■	■		■		
	UNION MIX BRUSH 530MM	08837027			■	■		■		
	SICA BRUSH 530 MM	08837028			■	■		■		
	MIDGRIT MEDIUM 240, 530MM	08837029			■	■		■		
	MAGNA GRIT 46 BRUSH 530MM	08837065			■	■		■		
	DYNA GRIT 80 BRUSH 530MM	08837066			■	■		■		
	AGLITE GRIT 500 BRUSH 530MM	08837067			■	■		■		
	<b>Squeegees, blades, skirts and splash guards</b>									
	SQUEEGEE, BLADE REAR	08602468	■	■	■	■	■	■		
	BLADE SQUEEGEE OILRESISTE NT F/BA 610	08603973								
	WEAR PACK KIT STRAIGHT	08812403	■	■	■	■	■	■		
	WEAR PACK KIT CURVED	08812404	■	■	■	■	■	■		
	WEAR PACK KIT CURVED OIL RESTISTANT	08812405	■	■	■	■	■	■		
	STRAITH SQUEEGEE ASSEMBLY	08837060	■	■	■	■	■	■		
	SQUEEGEE BLADE FRONT	56393285	■	■	■	■	■	■		
	BLADE KIT OIL RESIST 20"	56393396	■	■	■	■	■	■		





# Accessories Scrubber/dryers

## BA/CA 430S/510S

			BA 430S	BA 430S Drive	BA 510S	BA 510S Drive	CA 430S	CA 510S		
	<b>Batteries</b>									
	BATTERY 6 ET 100 DRY TUBULAR MONOBLOC	00180031	■	■	■	■				
	BATTERY 6 ST 72 DRY TUBULAR MONOBLOC	00180032	■	■	■	■				
	2 STK 6ET100 DRY BAT TUBULAR MONOBLOC	00180231	■	■	■	■				
	2 STK 6ST72 DRY BAT TUBULAR MONOBLOC	00180232	■	■	■	■				
	BATTERY 12TP072	00190039	■	■	■	■				
	BATTERY 12MFP80	00190083	■	■	■	■				
	BATTERY 12TP100	00190086	■	■	■	■				
	BATTERY 12MFP100	00190087	■	■	■	■				
	BATTERY 12TP080	00190089	■	■	■	■				
	BATTERY EX 6DF 070 DFM	00190124	■	■	■	■				
	EX BATTERY 6DF 100 DFM	00190125	■	■	■	■				
	2 PC 6 TR 70 BATTERY	00190239	■	■	■	■				
	BATTERY 2 PCS 12 MFP 80	00190283	■	■	■	■				
	2 PC VPB 12/120 BATTERY	00190286	■	■	■	■				
	2 PC 12 TRV 100 BATTERY	00190287	■	■	■	■				
	2 PC VPB 12/90 BATTERY	00190289	■	■	■	■				
	BATTERY 2 PCS 6 DF 070	00192124	■	■	■	■				
	2 PCS BATTERY 6 DF 100	00192125	■	■	■	■				
	BATTERY 6ET100 F/SR1000B+ SR1000S B	00200021	■	■	■	■				
	BATTERY 6STO72 FOR BA430	00200029	■	■	■	■				
	BATTERY FF 12 085 FLOODED GRID T. MONONBLOC	00200047	■	■	■	■				
	BATTERY FF 12 110 FLOODED GRID T. MONONBLOC	00200049	■	■	■	■				
	2 PCS BATTERY 6 ET 100 FOR SR 1000 B	00200221	■	■	■	■				
	2 PCS BATTERY 6 ST 072 FOR BA 430	00200229	■	■	■	■				
	2 PCS BATT 00200047 FLOODED GRID T. MONONBLOC	00200247	■	■	■	■				
	2 PCS BATT 00200049 FLOODED GRID T. MONONBLOC	00200249	■	■	■	■				
	<b>Charger</b>									
	CHARGER SMC 24/20 UK PLUG	00171732	■	■	■	■				
	BATTERY CHARGER F.UK ONLY	00171760	■	■	■	■				
	CHARGER-E 24/10 TL. UK	00171772	■	■	■	■				
	CHARGER PLUG SB-50 RED	00190017	■	■	■	■				
	CHARGER E24/25 TIME D	00190059	■	■	■	■				
	CHARGER E 24/15 TIME D	00190060	■	■	■	■				
	CHARGER E 24/10 TIME D	00190072	■	■	■	■				
	EX CHARGER SMC HF 24/20	00190132	■	■	■	■				
	CHARGER SMC 24/20 COMPLETE EU-CHARGER	00191732	■	■	■	■				
	BATTERY CHARGER	00191760	■	■	■	■				
	CHARGER - E 24/10 TIME D.	00191772	■	■	■	■				
	BAT.CHARG TC1 PWT 24V20AG	00202405	■	■	■	■				
	CHARGER COMPL. EU TC1 PWT 24V 20A W/PLUG SB-50-RED	00202425	■	■	■	■				
	CHARGER COMPL. UK TC1 PWT 24V 20A W/PLUG SB-50 RED	00202525	■	■	■	■				
	PLUG UK	82179200	■	■	■	■				
	<b>Padholders</b>									
	PADHOLDER 450MM W/CENTERLOCK	08837017	■	■			■			
	PADHOLDER 530MM W/CENTERLOCK	08837018			■	■		■		
	<b>Brush disc. 450mm</b>									
	PPN BRUSH MEDIUM 450MM	08837020	■	■			■			
	PPN BRUSH SOFT 450MM	08837021	■	■			■			
	UNION MIX BRUSH 450MM	08837022	■	■			■			
	SICA BRUSH 450MM	08837023	■	■			■			
	MIDGRIT MEDIUM 240, 450MM	08837024	■	■			■			
	<b>Brush disc. 530mm</b>									
	PPN BRUSH MEDIUM 530MM	08837025			■	■			■	
	PPN BRUSH SOFT 530MM	08837026			■	■			■	
	UNION MIX BRUSH 530MM	08837027			■	■			■	
	SICA BRUSH 530 MM	08837028			■	■			■	
	MIDGRIT MEDIUM 240, 530MM	08837029			■	■			■	
	MAGNA GRIT 46 BRUSH 530MM	08837065			■	■			■	
	DYNA GRIT 80 BRUSH 530MM	08837066			■	■			■	
	AGLITE GRIT 500 BRUSH 530MM	08837067			■	■			■	
	<b>Squeegees, blades, skirts and splash guards</b>									
	SQUEEGEE, BLADE REAR	08602468	■	■	■	■	■	■		
	WEAR PACK KIT CURVED	08812404	■	■	■	■	■	■		
	WEAR PACK KIT CURVED OIL RESTISTANT	08812405	■	■	■	■	■	■		
	STRAITH SQUEEGEE ASSEMBLY	08837060	■	■	■	■	■	■		
	SQUEEGEE BLADE FRONT	56393285	■	■	■	■	■	■		
	BLADE KIT OIL RESIST 20"	56393396	■	■	■	■	■	■		





## Accessories Scrubber/dryers








## BA/CA 430S/510S





## Accessories Scrubber/dryers

### BA 600S/650S/750S



			BA 600S	BA 650S	BA 750S					
	<b>Batteries</b>									
	BATTERY 6 XP 180	00190032	■	■	■					
	BATTERY 6MFP160BS	00190049	■	■	■					
	BATTERY 6TP175	00190050	■	■	■					
	BATTERY 12-4PZV240	00190101	■	■	■					
	EX BATTERY 3DF 180 DFM	00190121	■	■	■					
	4 PC 6 RGT FREE BATTERY	00190432	■	■	■					
	4 PC 6 TRVR 160 BATTERY	00190449	■	■	■					
	4 PC VPB 6/200 BATTERY	00190450	■	■	■					
	4 PCS BATTERY 3 DF 180	00194121	■	■	■					
	BATTERY 3ET174	00200020	■	■	■					
	FF 06 200 FLOODED GRID T. MONONBLOC	00200050	■	■	■					
	4 PCS BATTERY 3 ET 174	00200420	■	■	■					
	4 PCS BATT 00200050 FLOODED GRID T. MONONBLOC	00200450	■	■	■					
	EX BATTERY 12-4PZV220 DFS	00210012	■	■	■					
	BATTERY 12-4PZS240L	00290012	■	■	■					
	12-4PZS240 ACID M. AQUMAT	00290018	■	■	■					
	<b>Charger</b>									
	CHARGER-E 24/40 Tl.D. UK	00172402	■	■	■					
	CHARGER SMC 24/20 UK CPL	00172432	■	■	■					
	CHARGER SMC 24/30 UK CPL	00172433	■	■	■					
	CHARGER-E 24/25 Tl.D. UK CPL	00172459	■	■	■					
	CHARGER E24/40 TIME D	00190002	■	■	■					
	CHARGER PLUG SB-175 RED	00190024	■	■	■					
	CHARGER E24/25 TIME D	00190059	■	■	■					
	EX CHARGER SMC HF 24/20	00190132	■	■	■					
	EX CHARGER SMC HF 24/30	00190133	■	■	■					
	CHARGER - E 24/40 TIME D	00192402	■	■	■					
	CHARGER SMC 24/20 COMPLETE EU-CHARGER	00192432	■	■	■					
	CHARGER SMC 20/30 COMPLETE EU-CHARGER	00192433	■	■	■					
	CHARGER - E 24/25 TIME D EU	00192459	■	■	■					
	CHARGER TC1 PWT 24V 25A FOR BA550/650	00202404	■	■	■					
	BAT.CHARG.TC1 PWT 24V40AG	00202408	■	■	■					
	CHARGER TC1 PWT 24V 25A COMPLETE EU-CHARGER	00202424	■	■	■					
	CHARGER COMPL.EU TC1 PWT 24V 40A-G W/PLUG SB175RED	00202428	■	■	■					
	CHARGER TC1 PWT 24V 25A UK CPL	00202524	■	■	■					
	CHARGER COMPL. UK TC1 PWT 24V 40A-F W/PLUG SB175RED	00202528	■	■	■					
	PLUG UK	82179200	■	■	■					
	<b>Padholders</b>									
	PADHOLDER CPL.305MM	08603939	■							
	PAD HOLDER CPL 330MM WITH CENTER LOCK	909 5330 000		■						
										
	<b>Brush disc. 305mm</b>									
	BRUSH PPL 305MM	08603842	■							
	BRUSH MIDLITE GRIT180 305 MM	08603872	■							
	BRUSH MIDGRIT 240 305MM	08603873	■							
	BRUSH PROLITE 305MM	08603874	■							
										
	<b>Brush disc. 330mm</b>									
	BRUSH d.330 PROLENE PPL	909 5332 000		■						
	BRUSH d.330 MIDGRIT 240	909 5334 000		■						
	BRUSH d.330 MIDLITE GRIT 180	909 5336 000		■						
	BRUSH d.330 PROLITE	909 5338 000		■						
										
	<b>Brush disc. 370mm</b>									
	BRUSH d.370 PROLENE PPL	909 5333 000			■					
	BRUSH d.370 MIDGRIT 240	909 5335 000			■					
	BRUSH d.370 MIDLITE GRIT 180	909 5337 000			■					
	BRUSH d.370 PROLITE	909 5339 000			■					
										
	<b>Squeegees, blades, skirts and splash guards</b>									
	Blade, front	08603830	■	■						
	Blade, rear	08603832	■	■						
	BLADE,FRONT	909 5348 000			■					
	BLADE,REAR	909 5350 000			■					
	SQUEEGEE KIT COMPLETE BA650/600/610	909 5372 000	■	■						
	SQUEEGEE KIT COMPLETE BA750	909 5373 000			■					





## Accessories Scrubber/dryers

## BA 600S/650S/750S









			BA 600S	BA 650S	BA 750S					
	<b>Assembly</b>									
	BRUSH DECK ASSEMBLY KIT F/BA 650	909 5495 000		■						
	BRUSH DECK ASSEMBLY KIT F/BA 750	909 5496 000			■					
	BRUSH DECK ASSEMBLY KIT F/BA 600	909 5497 000	■							
	<b>Others</b>									
	WHEEL REAR	909 5511 000	■	■	■					
	WHEEL,SPECIAL KIT	909 5512 000	■	■	■					





# Accessories Scrubber/dryers

## BA 750/ST/850/ST







			BA 750 ST	BA 850 ST						
	<b>Batteries</b> BATTERY 3 ET 175 DRY TUBULAR MONOBLOC 4 STK 3ET175 DRY BAT TUBULAR MONOBLOC BATTERY 6TP175 BATTERY 12-4PZV240 4 PC VPB 6/200 BATTERY BATTERY FF 06 255 FLOODED GRID T. MONONBLOC 4 PCS BATT 00200051 FLOODED GRID T. MONONBLOC EX BATTERY 12-4PZV220 DFS BATTERY 12-4PZS240L BATTERY 12-4PZS240L	00180028 00180428 00190050 00190101 00190450 00200051 00200451 00210012 00260012 00290012	■ ■ ■ ■ ■   ■ ■ ■	■ ■ ■ ■ ■   ■ ■ ■						
	<b>Charger</b> CHARGER-E 24/40 Tl.D. UK CHARGER SMC 24/30 UK CPL CHARGER-E 24/25 Tl.D. UK CPL CHARGER - E 24/40 TIME D CHARGER SMC 20/30 COMPLETE EU-CHARGER CHARGER - E 24/25 TIME D EU BAT.CHARG.TC1 PWT 24V40AG CHARGER COMPL.EU TC1 PWT 24V 40A-G W/PLUG SB175RED CHARGER COMPL. UK TC1 PWT 24V 40A-F W/PLUG SB175RED	00172402 00172433 00172459 00192402 00192433 00192459 00202408 00202428 00202528	■ ■ ■ ■ ■ ■ ■ ■ ■	■ ■ ■ ■ ■ ■ ■ ■ ■						
	<b>Padholders</b> PAD HOLDER 17" PAD HOLDER 355MM 14"	56505780 56505800	 ■	■  						
	<b>Brush disc. 360mm</b> BRUSH MAGNAGRIT 14" BRUSH DYNAGRIT 14" BRUSH AGLITE 14" BRUSH PROLENE 14" BRUSH PROLITE 14" BRUSH UNION MIX 14" BRUSH MIDGRIT 240 14" BRUSH MIDLITE 180 14"	56505801 56505802 56505803 56505804 56505805 56505806 56505807 56505808	■ ■ ■ ■ ■ ■ ■ ■							
	<b>Brush disc. 430mm</b> BRUSH MAGNA GRIT 17" BRUSH DYNA GRIT 17" BRUSH AGLITE 17" BRUSH PROLENE 17" BRUSH PROLITE 17" BRUSH UNION MIX 17" BRUSH MIDGRIT 17" BRUSH MIDLITE 17"	56505781 56505782 56505783 56505784 56505785 56505786 56505787 56505788		■ ■ ■ ■ ■ ■ ■ ■						
	<b>Squeegees, blades, skirts and splash guards</b> BLADE, REAR 26" BLADE FRONT 26" BLADE KIT, STANDARD 26" BLADE KIT OIL RESIST 26" LINATEX BLADE KIT BA750 LINATEX BLADE KIT BA850 BLADE KIT, RUBBER F/850 BLADE KIT, GUM F/NEW BA850 SQUEEGEE BLADE KIT, LINATEX F/NEW BA850 SQUEEGEE SQUEEGEE ASSEMBLY F/NEW LARGE BA850 BLADE FRONT F/NEW BA850 SQUEEGEE BLADE REAR F/NEW BA850 SQUEEGEE BLADE KIT, STANDARD F/BA850 OLD SUEEGEE BLADE KIT, OIL RESISTANT F/BA850 OLD SQUEEGEE	56391333 56391334 56391340 56391342 56396172 56396173 56397080 56397094 56397106 56397349 56397362 56397363 56409429 56409430	■ ■ ■ ■ ■   ■ ■ ■ ■ ■ ■ ■ ■	■ ■ ■ ■  ■ ■ ■ ■ ■ ■ ■ ■ ■ ■						
	<b>Assembly</b> BRUSH CLICK OFF 24V KIT (ST VERSION) PARKING BRAKE KIT ST VERSION	56396301 56396302	■ ■	■ ■						
	<b>Others</b> WAND KIT CONVERTS. 14' SCRUB AND VAC KIT 20' SCRUB AND VAC KIT CASTER SWIVEL SHOCK SKIRT BRISTLE LEFT 28" SKIRT BRISTLE RIGHT 28" SKIRT BRISTLE LEFT 32"	56204201 56204221 56204222 56391315 56396087 56396088 56396089	■ ■ ■ ■ ■ ■ ■	■ ■ ■ ■  ■ ■						





## Accessories Scrubber/dryers

### BR 600S/650S/700S/800S

			BR 600S	BR 600CS	BR 700S	BR 700CS	BR 800S	BR 800CS		
	<b>Batteries</b>									
	BATTERY 18-4PZS240L	00190046	■	■	■	■	■	■		
	EX BATTERY 3DF 180 DFM	00190121	■	■	■	■	■	■		
	6 PCS BATTERY 3 DF 180	00196121	■	■	■	■	■	■		
	BATTERY 18-4PGH260 FOR SR1400 B	00200025	■	■	■	■	■	■		
	BATTERY FF 06 255 FLOODED GRID T. MONONBLOC	00200051	■	■	■	■	■	■		
	BATTERY FF 06 255 6 PCS OF 00200051	00200651	■	■	■	■	■	■		
	EX BATTERY 18-4PZV220 DFS	00210019	■	■	■	■	■	■		
	BATTERY BR600-800 FOR BR850 RIDER	00260014	■	■	■	■	■	■		
	<b>Charger</b>									
	CHARGER SMC 36/20	00173634	■	■	■	■	■	■		
	CHARGER-E 36/40 T.I.D. UK	00173666	■	■	■	■	■	■		
	CHARGER PLUG SB-175 GREY	00190036	■	■	■	■	■	■		
	CHARGER E 36/40 TIME D	00190066	■	■	■	■	■	■		
	EX CHARGER SMC HF 36/20	00190134	■	■	■	■	■	■		
	CHARGER STC 36/40	00190402	■	■	■	■	■	■		
	CHARGER STC 36/60	00190403	■	■	■	■	■	■		
	CHARGER SMC 36/20 COMPLETE EU-CHARGER	00193634	■	■	■	■	■	■		
	CHARGER STC 36/40 EU	00193642	■	■	■	■	■	■		
	CHARGER - E 36/40 TIME D	00193666	■	■	■	■	■	■		
	PLUG UK	82179200	■	■	■	■	■	■		
	<b>Padholders</b>									
	PAD HOLDER 310MM 12"	56505750	■							
	PAD HOLDER 330MM 13"	56505760								
	PAD HOLDER 355MM 14"	56505800			■					
	<b>Brush disc. 310mm</b>									
	BRUSH, MAGNA GRIT	56505751	■							
	BRUSH, DYNA GRIT	56505752	■							
	BRUSH, AGLITE GRIT	56505753	■							
	BRUSH, PROLENE	56505754	■							
	BRUSH, PROLITE	56505755	■							
	BRUSH, UNION MIX	56505756	■							
	BRUSH, MIDGRIT 240	56505757	■							
	BRUSH, MIDLITE 180	56505758	■							
	<b>Brush disc. 360mm</b>									
	BRUSH MAGNAGRIT 14"	56505801			■					
	BRUSH DYNAGRIT 14"	56505802			■					
	BRUSH AGLITE 14"	56505803			■					
	BRUSH PROLENE 14"	56505804			■					
	BRUSH PROLITE 14"	56505805			■					
	BRUSH UNION MIX 14"	56505806			■					
	BRUSH MIDGRIT 240 14"	56505807			■					
	<b>Brush disc. 410mm</b>									
	BRUSH, MAGNAGRIT 16"	56505831					■			
	BRUSH, DYNAGRIT 16"	56505832					■			
	BRUSH, AGLITE 16"	56505833					■			
	BRUSH, PROLENE 16"	56505834					■			
	BRUSH, PROLITE 16"	56505835					■			
	BRUSH, UNION MIX 16"	56505836					■			
	BRUSH, MIDGRIT 240 16"	56505837					■			
	BRUSH, MIDLITE 180 16"	56505838					■			


















## Accessories Scrubber/dryers









### BR 850S

			BR 850S	BR 850SC						
	<b>Batteries</b>									
	BATTERY 18-4PZS240L	00190046	■	■						
	BATTERY 18-4PGH260 FOR SR1400 B	00200025	■	■						
	BATTERY 18-4PGH340 FOR BHS 7014 RIDER	00200033	■	■						
	BATTERY FF 06 255 FLOODED GRID T. MONONBLOC	00200051	■	■						
	BATTERY FF 06 255 6 PCS OF 00200051	00200651	■	■						
	EX BATTERY 18-4PZV220 DFS	00210019	■	■						
	EX BATTERY 18-4PZV280 DFS	00210020	■	■						
	<b>Charger</b>									
	CHARGER SMC 36/20 PAR	00173601	■	■						
	CHARGER SMC 36/20	00173634	■	■						
	CHARGER-E 36/40 T.I.D. UK	00173666	■	■						
	CHARGER PLUG 58-175 GREY	00190036	■	■						
	CHARGER STC 36/60	00190403	■	■						
	CHARGER SMC 36/20 COMPLETE EU-CHARGER	00193634	■	■						
	CHARGER SMC 36/20 PAR	00193640	■	■						
	CHARGER STC 36/40 EU	00193642	■	■						
	CHARGER - E 36/40 TIME D	00193666	■	■						
	PLUG UK	82179200	■	■						
	<b>Padholders</b>									
	PAD HOLDER 406MM 16"	56505830	■							
	<b>Brush disc. 410mm</b>									
	BRUSH, MAGNAGRIT 16"	56505831	■							
	BRUSH, DYNAGRIT 16"	56505832	■							
	BRUSH, AGLITE 16"	56505833	■							
	BRUSH, PROLENE 16"	56505834	■							
	BRUSH, PROLITE 16"	56505835	■							
	BRUSH, UNION MIX 16"	56505836	■							
	BRUSH, MIDGRIT 240 16"	56505837	■							
	BRUSH, MIDLITE 180 16"	56505838	■							
	<b>Broom cyl. 790mm</b>									
	NYLON BRUSH SOFT BR850 CYLINDRICAL BRUSH	56407473		■						
	NYLON BRUSH HARD BR850 CYLINDRICAL BRUSH	56407474		■						
	BRUSH POLYPROPYLENE 32" STANDARD/BR850 CYL. VERS.	56407475		■						
	MIDLITE GRIT 180 BRUSH BR850 CYLINDRICAL BRUSH	56407476		■						
	DYNA GRIT 80 BRUSH BR850 CYLINDRICAL BRUSH	56407477		■						
	MAGNA GRIT 46 BRUSH BR850 CYL. BRUSHES	56407478		■						
	<b>Side brush</b>									
	BROOM RIGHT SIDE	56314306	■	■						
	<b>Squeegees, blades, skirts and splash guards</b>									
	SQUEEGEE BLADE KIT 32" LINATEX	56314061	■	■						
	SQUEEGEE BLADE KIT 32" NEOPRENE	56314062	■	■						
	KIT, NEOPRENE 32 DISK	56314173	■							
	KIT, LINATEX 32 DISK	56314398	■							
	NEOPRENE SCRUB DECK SKIRT OIL RESISTANT F/CYL. VERS.	56407392		■						
	SKIRT, LINATEX	56410335		■						
	<b>Assembly</b>									
	WARNING BEACON LIGHT	56314302	■	■						
	HEADLIGHT KIT	56314313	■	■						
	<b>Others</b>									
	KIT, SEAT ARMRESTS	56314301	■	■						
	ADVANGER SCRUB-N-VAC TOOL	56314308	■	■						
	SEAT BELT KIT	56314312	■	■						
	DUAL VACUUM MOTOR KIT	56314338	■	■						
	DECK KIT CYL.BRUSH FOR BR850S	56314836	■							
	DECK KIT CYL.BRUSH FOR BR850SC	56314837		■						
	PROGRAMMER, 1307 USER	56409441	■							
	PROGRAMMER CABLE	56409823	■	■						
	WHEEL 12"X3.5"	56412317	■	■						
	WHEEL ASSY, SCRUBBER COMP	56412341	■	■						



## Accessories Scrubber/dryers

### BR 1100/C/C-XL



			BR 1100C	BR 1100C-XL	BR 1100					
	<b>Batteries</b>									
	BATTERY 18-6PZS480L	00160041	■	■	■					
	BATTERY 18-5PZS400L	00190111	■	■	■					
	BATTERY 18-6PZS480L	00190112	■	■	■					
	BATTERY 18-4PGH340 FOR BR1100 RIDER	00200040	■	■	■					
	BATTERY 18-5PGH425 FOR BR1100 RIDER	00200042	■	■	■					
	BATTERY 18-6PZS480 FOR BR1100 RIDER	00200043	■	■	■					
	EX BATTERY 18-6PZV420 DFS	00210017	■	■	■					
	<b>Charger</b>									
	CHARGER SMC 36/20 PAR	00173601	■	■	■					
	CHARGER STC 36/60 UK	00173643	■	■	■					
	CHARGER-E 36/60 T.I.D. UK	00173673	■	■	■					
	CHARGER PLUG SB-175 GREY	00190036	■	■	■					
	CHARGER E36/60 TIME D	00190073	■	■	■					
	CHARGER SMC 36/20 PAR	00190400	■	■	■					
	CHARGER STC 36/80	00190401	■	■	■					
	CHARGER STC 36/40	00190402	■	■	■					
	CHARGER STC 36/60	00190403	■	■	■					
	CHARGER SMC 36/20 PAR	00193640	■	■	■					
	CHARGER STC 36/80 COMPLETE EU-CHARGER	00193641	■	■	■					
	CHARGER STC 36/40 EU	00193642	■	■	■					
	CHARGER STC 36/60 EU	00193643	■	■	■					
	CHARGER - E 36/60 TIME D.	00193673	■	■	■					
	PLUG UK	82179200	■	■	■					
	<b>Padholders</b>									
	BRUSH, PAD HOLDER 510MM	56505790			■					
	<b>Brush disc.</b>									
	BRUSH, UNION MIX	56505796			■					
	BRUSH, MIDGRIT 240	56505797			■					
	BRUSH, MIDLITE 180	56505798			■					
	<b>Brush disc. 510mm</b>									
	BRUSH, MAGNA GRIT 510MM	56505791			■					
	BRUSH, DYNA GRIT 510MM	56505792			■					
	BRUSH, AGLITE GRIT 510MM	56505793			■					
	BRUSH, PROLENE 510MM	56505794			■					
	BRUSH, PROLITE 510MM	56505795			■					
	<b>Broom cyl.</b>									
	BRUSH, POLYPROPYLENE	56409924		■						
	BRUSH, SOFT NYLON	56409940		■						
	BRUSH, HARD NYLON 407428	56409941		■						
	BRUSH, 180 GRIT	56409942		■						
	BRUSH, 80 GRIT	56409943		■						
	BRUSH, 46 GRIT	56409944		■						
	BRUSH, POLYPROPYLENE 38" F/BR1100C	56410293	■							
	BRUSH, SOFT NYLON 38" F/BR1100C	56410294	■							
	BRUSH, HARD NYLON 38" F/BR1100C	56410295	■							
	BRUSH, 180 GRIT 38" F/BR1100C	56410296	■							
	BRUSH, 80 GRIT 38"-BLACK	56410297	■							
	BRUSH, 46 GRIT 38"-ORANGE/	56410298	■							
	BROOM MAIN SET OF 2	56505626			■					
	<b>Side brush</b>									
	BROOM-SIDE PPL	56462252			■					
	BROOM SIDE (13") RE202	56475179			■					
	SIDE BROOM POLYESTER	56505629			■					
	<b>Squeegees, blades, skirts and splash guards</b>									
	STANDARD SQUEEGEE BLADE K	56407589	■		■					
	SQUEEGEE ASSEMBLY	56407590	■		■					
	NEOPRENE SQUEEGEE BLADE K	56407602	■		■					
	SKIRT, LINATEX	56410335		■						
	GUM RUBBER SQUEEGEE BLADE F/BR1100C-XL	56410371		■						
	SQUEEGEE ASSEMBLY	56410451		■						
	STANDARD SQUEEGEE BLADE K	56410464		■						





## Accessories Scrubber/dryers

### BR 1100/C/C-XL




			BR 1100C	BR 1100C-XL	BR 1100					
	<b>Assembly</b>									
	HEADLIGHT KIT	56407236	■	■	■					
	LIFTING SLING KIT	56409569	■	■	■					
	BACK-UP ALARM KIT	56410174	■	■	■					
	O/H GUARD KIT(INS)	56410192	■	■	■					
	PRESWEEP W/DUST CONTROL F/BR1100	56410193			■					
	BEACON KIT	56410194	■	■	■					
	EXTENDED SCRUB KIT	56410196	■	■	■					
	VACUUM WAND CADDY KIT	56410197	■	■	■					
	DUAL VAC MOTOR KIT	56410455	■	■	■					
	<b>Others</b>									
	STEERING KNOB UNIVERSAL	00190901	■		■					
	MACHINE COVER LARGE F/BR1100	56100851			■					
	RETAINER RING	56182058			■					
	RETAINER,PAD	56393567			■					
	PROGRAMMER, 1307 USER	56409441	■	■	■					
	FILTER ASSY. F/PRESWEEP BR1100	56409760			■					
	PAD RETAINER	56505195			■					





## Accessories Sweepers

## SW 655S








			SW 655 S							
	<b>Broom cyl.</b> MAIN BROOM, SW 655 S	22428100	■							
	<b>Side brush</b> SIDE BROOM, SW 655 S	22423100	■							
	<b>Others</b> BELT, SW 655 S	22423300	■							





## Accessories Sweepers

### SW 700S







			SW 700S B	SW 700S P						
	<b>Batteries</b>									
	BATTERY 3 ET 174 DRY TUBULAR MONOBLOC	00180030	■							
	2 STK 3ET174 DRY BAT TUBULAR MONOBLOC	00180230	■							
	BATTERY 6TP180	00190052	■							
	BATTERY 6MPF160 SW700/850	00190102	■							
	EX BATTERY 3DF 180 DFM	00190121	■							
	2 PC VPB 6/205 BATTERY	00190252	■							
	2 PCS BATTERY 6 MFP 160 FOR SW 700 / SW 850	00192102	■							
	2 PCS BATTERY 3 DF 180	00192121	■							
	BATTERY 3ET174	00200020	■							
	BATTERY FF 12 085 FLOODED GRID T. MONONBLOC	00200047	■							
	2 PCS BATTERY 3 ET 174 FOR SW 700 / SW 850	00200220	■							
	CONTAINER BATTERY	145 5252 000	■							
	<b>Charger</b>									
	BATTERY CHARGER F. UK	00171801	■							
	BATTERY CHARGER F. UK	00171821	■							
	CHARGER SMC 12/20	00171830	■							
	CHARGER DANIA 12/10 UK COMPLETE UK CHARGER	00171837	■							
	BATTERY CHARGER	00191801	■							
	BATTERY CHARGER	00191821	■							
	CHARGER SMC 12/20 COMPLETE EU-CHARGER	00191830	■							
	CHARGER DANIA 12/10 EU	00191837	■							
	BATTERY CHARGER ON BOARD ASSY	146 0635 000	■							
	<b>Broom cyl. 500mm</b>									
	BRUSH MAIN 265X500	145 4792 000	■	■						
	BRUSH MAIN 265X500 STEEL MIX	145 4973 000	■	■						
	BRUSH MAIN 265X500 NATURAL FIBRE	145 4974 000	■	■						
	BRUSH MAIN 245X500 PPL0,7	146 0304 000	■	■						
	BRUSH MAIN 245X500 NATURAL FIBRE	146 0305 000	■	■						
	<b>Side brush</b>									
	BRUSH SIDE 180X420 PPL0,8	145 1899 000	■	■						
	BRUSH SIDE STEEL MIX	145 4959 000	■	■						
	BRUSH SIDE NATURAL FIBRE 180X420	145 4976 000	■	■						
	BRUSH SIDE 180X347 NYLON	146 0678 000	■	■						
	<b>Filters</b>									
	FILTER POLYESTER BIA	145 4746 000	■	■						
	FILTER PAPER	145 4806 000	■	■						
	POLYESTER FILT.ANTISTATIC	146 0368 000	■	■						
	PRE-FILTER	146 0782 000	■	■						
	<b>Squeegees, blades, skirts and splash guards</b>									
	SKIRT FRONT/REAR STD. F/ SW 700S	146 0554 000	■	■						
	SKIRT FRONT NO MARKING	146 0586 000	■	■						
	SKIRT SIDE NON MARKING	146 0587 000	■	■						
	SKIRT,FRONT SOFT	146 0628 000	■	■						
	<b>Assembly</b>									
	WHEEL WITH BRAKE	146 0569 000	■	■						
	SHAKER FILTER ELECT.KIT FOR BATTERY VERSION ONLY	146 0634 000	■							





Accessories Sweepers

SW 850S








			SW 850S B	SW 850S P					
	<b>Batteries</b> BATTERY 3 ET 174 DRY TUBULAR MONOBLOC 2 STK 3ET174 DRY BAT TUBULAR MONOBLOC BATTERY 6TP180 BATTERY 6MPF160 SW700/850 EX BATTERY 3DF 180 DFM 2 PC VPB 6/205 BATTERY 2 PCS BATTERY 6 MFP 160 FOR SW 700 / SW 850 2 PCS BATTERY 3 DF 180 BATTERY 3ET174 BATTERY FF 12 085 FLOODED GRID T. MONONBLOC 2 PCS BATTERY 3 ET 174 FOR SW 700 / SW 850 CONTAINER BATTERY	00180030 00180230 00190052 00190102 00190121 00190252 00192102 00192121 00200020 00200047 00200220 145 5252 000	■ ■ ■ ■ ■ ■ ■ ■ ■ ■ ■ ■						
	<b>Charger</b> BATTERY CHARGER F. UK BATTERY CHARGER F. UK CHARGER SMC 12/20 CHARGER DANIA 12/10 UK COMPLETE UK CHARGER BATTERY CHARGER BATTERY CHARGER CHARGER SMC 12/20 COMPLETE EU-CHARGER CHARGER DANIA 12/10 EU BATTERY CHARGER ON BOARD ASSY	00171801 00171821 00171830 00171837 00191801 00191821 00191830 00191837 146 0635 000	■ ■ ■ ■ ■ ■ ■ ■ ■						
	<b>Broom cyl. 600mm</b> BROOM MAIN PPL 0,7D.265 D.265 X 600 BROOM NAT. FIBRE D.265 D.265 X 600 BROOM STEEL MIX D.265 D.265 X 600 BROOM MAIN PPL0,7 D.245 D.245 X 600 BROOM MAIN D.245X600 NYLON BROOM MAIN D.245X600 NATURAL FIBRE F/CARPET CL BROOM MAIN D.245X600 STEEL MIX	146 0748 000 146 0749 000 146 0750 000 146 0751 000 146 0752 000 146 0753 000 146 0754 000	■ ■ ■ ■ ■ ■ ■	■ ■ ■ ■ ■ ■ ■					
	<b>Side brush</b> BRUSH SIDE 180X420 PPL0,8 BRUSH SIDE STEEL MIX BRUSH SIDE NATURAL FIBRE 180X420 BRUSH SIDE 180X347 NYLON	145 1899 000 145 4959 000 145 4976 000 146 0678 000	■ ■ ■ ■	■ ■ ■ ■					
	<b>Filters</b> FILTER POLYESTER BIA FILTER PAPER POLYESTER FILT.ANTISTATIC PRE-FILTER	145 4746 000 145 4806 000 146 0368 000 146 0782 000	■ ■ ■ ■	■ ■ ■ ■					
	<b>Assembly</b> WHEEL WITH BRAKE SHAKER FILTER ELECT.KIT FOR BATTERY VERSION ONLY	146 0569 000 146 0634 000	■ ■	■					





## Accessories Sweepers







### SR 1000S

			SR 1000 S B	SR 1000 S P						
	<b>Batteries</b>									
	BATTERY 6 ET 100 DRY TUBULAR MONOBLOC	00180031	■							
	2 STK 6ET100 DRY BAT TUBULAR MONOBLOC	00180231	■							
	BATTERY 12TP100	00190086	■							
	BATTERY 12MFP100	00190087	■							
	EX BATTERY 6DF 100 DFM	00190125	■							
	2 PC VPB 12/120 BATTERY	00190286	■							
	2 PC 12 TRV 100 BATTERY	00190287	■							
	2 PCS BATTERY 6 DF 100	00192125	■							
	BATTERY 6ET100 F/SR1000B+ SR1000S B	00200021	■							
	BATTERY FF 12 110 FLOODED GRID T. MONONBLOC	00200049	■							
	2 PCS BATTERY 6 ET 100 FOR SR 1000 B	00200221	■							
	2 PCS BATT 00200049 FLOODED GRID T. MONONBLOC	00200249	■							
	<b>Charger</b>									
	BATTERY CHARGER 24/20 UK	00178632	■							
	BATTERY CHARGER 24/16 UK DANIA	00178638	■							
	BATTERY CHARGER 24/25 UK DANIA	00178639	■							
	CHARGER E 24/15 TIME D	00190060	■							
	EX CHARGER SMC HF 24/20	00190132	■							
	EX CHARGER 24V 16A 40-115	00190138	■							
	EX CHARGER 24V 25A 40-150	00190139	■							
	BATTERY CHARGER 24/20 EU SMC	00198632	■							
	BATTERY CHARGER 24/16 EU DANIA	00198638	■							
	BATTERY CHARGER 24/25 EU DANIA	00198639	■							
	BATTERY CHARGER E24/15 TIME D	00198660	■							
	CHARGER PLUG SB-120 RED	146 1986 000	■							
	BATTERY CHARGER KIT SR1000 S	146 2052 000	■							
	PLUG UK	82179200	■							
	<b>Broom cyl. 600mm</b>									
	BROOM MAIN PPL 0,7D.265 D.265 X 600	146 0748 000	■	■						
	BROOM NAT. FIBRE D.265 D.265 X 600	146 0749 000	■	■						
	BROOM STEEL MIX D.265 D.265 X 600	146 0750 000	■	■						
	BROOM MAIN PPL0,7 D.245 D.245 X 600	146 0751 000	■	■						
	BROOM MAIN D.245X600 NYLON	146 0752 000	■	■						
	BROOM MAIN D.245X600 NATURAL FIBRE F/CARPET CL	146 0753 000	■	■						
	<b>Side brush</b>									
	BRUSH SIDE STEEL MIX	145 4959 000	■	■						
	BRUSH SIDE NATURAL FIBRE 180X420	145 4976 000	■	■						
	BRUSH SIDE 180X347 NYLON	146 0678 000	■	■						
	<b>Filters</b>									
	FILTER PAPER	146 1888 000	■	■						
	FILTER POLYESTER	146 1988 000	■	■						
	FILTER POLYESTER ANTIST.	146 1989 000	■	■						
	<b>Assembly</b>									
	VACUUM CLEANER KIT F/SR1000S	146 2048 000	■	■						
	LIGHT, WORKING KIT SR 1000S	146 2050 000	■	■						
	BEACON FLASH ON SUPPORT KIT SR 1000S	146 2051 000	■	■						
	ALARM BACK UP KIT	146 2063 000	■	■						
	<b>Others</b>									
	BALL BEARING	145 4691 000	■	■						
	CONTAINER BATTERY KIT	145 5816 000	■							
	CARPET KIT SR 1000S	146 2102 000	■	■						
	MOTOR, FILTER SHAKER CPL. SR1000S	146 2130 000	■	■						



## Accessories Sweepers

### SR 1100









			SR 1100 B	SR 1100 B LSB	SR 1100 ECO w/o battery					
	<b>Batteries</b>									
	BATTERY 4-3PZB126E	00160001	■	■						
	BATTERY 12-8PZB256E	00160091	■	■						
	BATTERY 12-8PZB256E	00190091	■	■						
	EX BATTERY 3DF 180 DFM	00190121	■	■						
	4 PCS BATTERY 3 DF 180	00194121	■	■						
	BATTERY 4-3PZB126E	00200001			■					
	BATTERY 3ET174	00200020	■	■						
	BATTERY 3*4-3PZB126 FOR SR1100 ECO	00200022			■					
	BATTERY 12-8PZB256 FOR SR1200B	00200024	■	■						
	3 PC 3*4 CL 3PZB 126 E	00200301			■					
	3 PCS BATTERY 4-3PGB138 FOR SR 1100 ECO	00200322			■					
	4 PCS BATTERY 3 ET 174	00200420	■	■						
	BATTERY 12-5PZV275 FOR SR1100B/SR1200B	00210022	■	■						
	BATTERY 12-8PZB336E	00290003	■	■						
	EX BATTERY 12-8PZB336	00290013	■	■						
	<b>Charger</b>									
	CHARGER-E 24/40 T.I.D. UK	00172402	■	■						
	CHARGER SMC 24/20 UK CPL	00172432	■	■	■					
	CHARGER SMC 24/30 UK CPL	00172433	■	■						
	CHARGER DANIA 24/25 COMPLETE UK CHARGER	00172439			■					
	CHARGER-E 24/25 T.I.D. UK CPL	00172459			■					
	CHARGER E24/40 TIME D	00190002	■	■						
	CHARGER PLUG SB-175 RED	00190024	■	■	■					
	CHARGER E24/25 TIME D	00190059			■					
	EX CHARGER SMC HF 24/20	00190132	■	■	■					
	EX CHARGER SMC HF 24/30	00190133	■	■						
	EX CHARGER 24V 25A 40-150	00190139			■					
	CHARGER - E 24/40 TIME D	00192402	■	■						
	CHARGER SMC 24/20 COMPLETE EU-CHARGER	00192432	■	■	■					
	CHARGER SMC 20/30 COMPLETE EU-CHARGER	00192433	■	■						
	CHARGER DANIA 24/25 COMPLETE EU CHARGER	00192439			■					
	CHARGER - E 24/25 TIME D EU	00192459			■					
	CHARGER E 24/50 TIME D COMPLETE UK-CHARGER 24V	00272420	■	■						
	CHARGER E24/50 TIME EU	00292420	■	■						
	<b>Broom cyl. 700mm</b>									
	BRUSH MAIN 300X700	145 4879 000	■	■	■					
	BRUSH MAIN 300X700 STEE	145 4957 000	■	■	■					
	BRUSH MAIN 300X700 NAT.	145 6080 000	■	■	■					
	<b>Side brush</b>									
	BRUSH KIT LEFT SIDE INCL. BRUSH 145 1899 000	145 1617 000	■	■	■					
	BRUSH SIDE STEEL MIX	145 4959 000	■	■	■					
	BRUSH SIDE NATURAL FIBRE 180X420	145 4976 000	■	■	■					
	<b>Filters</b>									
	FILTER PAPER	145 5665 000	■	■	■					
	FILTER	145 5823 000	■	■	■					
	FILTER POLYESTER	145 6013 000	■	■	■					
	<b>Assembly</b>									
	KIT DIRT CONTAINER	145 4389 000	■	■	■					
	WHEEL FRONT	145 4960 000	■	■	■					
	WHEEL REAR	145 4961 000	■	■	■					
	FLASHING BEACON ON SUPPOR	145 5260 000	■	■	■					
	KIT FRONT BUMPER	145 5718 000	■	■	■					
	FLASHING BEACON FOR OVERHEAD GUARD	145 6049 000	■	■	■					
	WHEEL NON MARKING	146 0327 000	■	■	■					
	WHEEL	146 0328 000	■	■	■					





## Accessories Sweepers

### SR 1300H








			SR 1300H B	SR 1300H P						
	<b>Batteries</b>									
	BATTERY 6 ET 100 DRY TUBULAR MONOBLOC	00180031	■							
	2 STK 6ET100 DRY BAT TUBULAR MONOBLOC	00180231	■							
	BATTERY 6-4PZS240NA	00190041	■							
	EX BATTERY 3DF 180 DFM	00190121	■							
	EX BATTERY 6DF 100 DFM	00190125	■							
	2 PC PZS 240/24 BA 600	00190241	■							
	2 PCS BATTERY 6 DF 100	00192125	■							
	4 PCS BATTERY 3 DF 180	00194121	■							
	EX BATT. 3-6PZV330 DFS	00210013	■							
	4 PCS BATTERY 3-6PZV330 FOR SR 1300 B	00210413	■							
	BATTERY 3-6PZS360L	00260013	■							
	4 PCS BATT 3CL 6PZS 360L FOR SR 1300 B	00260413	■							
	BATTERY 3-5PZS300L	00270008	■							
	BATTERY 3-6PZS360L	00270014	■							
	BATTERY 4*3-5PZS300 FOR SR1300 B	00270016	■							
	BATTERY 3 CL. 5 PZS 300 L	00270408	■							
	4 PCS BATT 3CL 6PZS 360L FOR SR 1300 B	00270414	■							
	4 PCS BATTERY 3-5PGH325 FOR SR 1300 B	00270416	■							
	<b>Charger</b>									
	CHARGER-E 24/40 TI.D. UK	00172402	■							
	CHARGER SMC 24/20 UK CPL	00172432	■							
	CHARGER SMC 24/30 UK CPL	00172433	■							
	CHARGER-E 25/15 TI.D. UK	00172460	■							
	CHARGER E24/40 TIME D	00190002	■							
	EX CHARGER SMC HF 24/20	00190132	■							
	EX CHARGER SMC HF 24/30	00190133	■							
	CHARGER - E 24/40 TIME D	00192402	■							
	CHARGER SMC 24/20 COMPLETE EU-CHARGER	00192432	■							
	CHARGER SMC 20/30 COMPLETE EU-CHARGER	00192433	■							
	CHARGER E 24/50 TIME D COMPLETE UK-CHARGER 24V	00272420	■							
	CHARGER E24/50 TIME STD.	00290020	■							
	CHARGER E24/50 TIME EU	00292420	■							
	<b>Broom cyl. 800mm</b>									
	BRUSH MAIN 300X800 STEEL MIX	145 4963 000	■	■						
	BRUSH MAIN 300X800 NATURAL FIBRE	145 6135 000	■	■						
	BRUSH MAIN 300X800 PPL0,8	146 1018 000	■	■						
	<b>Side brush</b>									
	BRUSH SIDE 280X500 PPL	146 1025 000	■	■						
	BRUSH SIDE 280X500 NATURAL FIBRE	146 1148 000	■	■						
	BRUSH SIDE 280X500 STEEL MIX	146 1149 000	■	■						
	BROOM, LEFT SIDE KIT SR 1300H P	146 2160 000	■	■						
	<b>Filters</b>									
	FILTER PAPER	145 5665 000	■	■						
	FILTER POLYESTER	145 6013 000	■	■						
	<b>Squeegees, blades, skirts and splash guards</b>									
	SKIRT,SIDE NON MARKING	146 1150 000	■	■						
	SKIRT,REAR NON MARKING	146 1151 000	■	■						
	SKIRT,FRONT NON MARKING	146 1152 000	■	■						
	<b>Assembly</b>									
	WHEEL, FRONT NON MARKING	146 0329 000	■	■						
	WHEEL, REAR NON MARKING	146 0330 000	■	■						
	FLASHING BEACON KIT	146 1157 000	■							
	FILTER,CLOTH POCKET KIT SR 1300H	146 1202 000	■							
	BRUSH, LEFT SIDE KIT SR 1300H	146 1675 000	■							
	<b>Others</b>									
	WEAR PACK SR1300H	146 1153 000	■	■						
	GUARD OVERHEAD KIT	146 2093 000	■	■						





Accessories Sweepers

SR 1450







			SR 1450 B	SR 1450 D	SR 1450 P					
	<b>Batteries</b> BATTERY 36V 360A	33002134	■							
	<b>Charger</b> BATTERY CHARGER 320A 36V 50 AH	33008439	■							
	<b>Broom cyl.</b> BROOM MAIN PPL STANDARD BROOM MAIN PPL STEEL BROOM MAIN PPL NAT. FIBER BROOM MAIN PPL 1,2	33011928 33011929 33011930 33011933	■ ■ ■ ■	■ ■ ■ ■	■ ■ ■ ■					
	<b>Side brush</b> BRUSH LEFT SIDE PROTECTION F/BRUSH RIGHT SIDE PROTECTION F/BRUSH LEFT SIDE BROOM SIDE PPL BROOM SIDE NYLON BRUSH SIDE NYL.STEEL MIX BROOM SIDE PPL STEEL MIX	33000083 33000629 33000631 33011951 33011952 33011953 33011954	■ ■ ■ ■ ■ ■ ■	■ ■ ■ ■ ■ ■ ■	■ ■ ■ ■ ■ ■ ■					
	<b>Filters</b> COMPLETE POCKET FILTER FILTER ANTISTATIC YELLOW WATER/OIL REPELLENT	33000589 33011976	■ ■	■ ■	■ ■					
	<b>Assembly</b> WORKING LIGHTS F/SR1450 D/P OVERHEAD GUARD F/SR1450 B-D-P	33008332 33012858	 ■	■ ■	■ ■					
	<b>Others</b> BUZZER TYRES SUPERELASTIC F/SR1450 B/D/P BUMPER SIDE RUBBER F/SR1450 B/D/P	33008945 33009667 33009841	■ ■ ■	■ ■ ■	■ ■ ■					





## Accessories Sweepers

### SR 1500H

			SR 1500H D	SR 1500H B							
	<b>Batteries</b> 18-5PZS400 WET BATT. W. AQUAMATIC 18-5PZV 350 DRY FIT IN TRAY 18-6PZS360 WET BATT. W. AQUAMATIC	00200046 00210025 00290017		■ ■ ■							
	<b>Charger</b> BATTERY CHARGER 36/20 SMC PAR UK BATTERY CHARGER E 36/60 TIME D UK CHARGER E36/60 TIME D CHARGER SMC 36/20 PAR BATTERY CHARGER 36/20 SMC PAR EU BATTERY CHARGER 36/60 TIME D EU CHARGER PLUG SB-350A GREY PLUG UK	00175601 00175673 00190073 00190400 00195640 00195673 146 1586 000 82179200		■ ■ ■ ■ ■ ■ ■ ■							
	<b>Broom cyl. 900mm</b> BROOM,MAIN 330X900 PPL 1,2 BROOM,MAIN 330x900 STEEL MIX BROOM,MAIN 330x900 NATURAL FIBRE	146 1604 000 146 1605 000 146 1606 000	■ ■ ■	■ ■ ■							
	<b>Side brush</b> BRUSH,SIDE 250x480 STEEL MIX BRUSH,SIDE 250x480 PPL/NATURAL FIBRE	146 1607 000 146 1608 000	■ ■	■ ■							
	<b>Filters</b> SEPARATOR,FILTER CLOTH FILTER,CLOTH POCKET	146 1505 000 146 1577 000	■ ■	■ ■							
	<b>Others</b> TYRE WHEEL WHEEL,PNEUMATIC FOAM CPL GUARD OVERHEAD KIT	146 1643 000 146 1650 000 146 2042 000	■ ■ ■	■ ■ ■							














## Accessories Sweepers

### SR 1700








			SR 1700 D							
	<b>Broom cyl.</b> BROOM MAIN PPL NATURE FIB BRUSH MAIN PPL STANDARD BRUSH MAIN PPL STEEL MIX	33002521 33002522 33002523	■ ■ ■							
	<b>Side brush</b> BRUSH LEFT SIDE PROTECTION F/BRUSH RIGHT SIDE PROTECTION F/BRUSH LEFT SIDE BRUSH SIDE PPL STANDARD BRUSH SIDE NYLON BRUSH SIDE NYL.STEEL MIX BRUSH SIDE PPL STEEL MIX. BRUSH SIDE STEEL	33000330 33000629 33000631 33011938 33011939 33011940 33011941 33011942	■ ■ ■ ■ ■ ■ ■ ■							
	<b>Filters</b> COMPLETE POCKET FILTER FILTER ANTIST YELLOW WATER/OIL REPELLENT	33000603 33000604	■ ■							
	<b>Assembly</b> FLASHING BEACON W/SUPPORT WORKING LIGHTS F/SR1700/ SR1800S/SR17002WD/18002WD OVERHEAD GUARD F/SR1700/ 1800S/17002WD + 18002WD	33000609 33008339 33012938	■ ■ ■							
	<b>Others</b> BUZZER WHEEL FRONT SUPERELASTIC 5.00 SR1700/1800 ALL +2WD CATALYTIC SILENCER	33008945 33009647 33009740	■ ■ ■							





# Accessories Sweepers

## SR 1700 2WD







			SR 1700 B 2WD	SR 1700 D 2WD						
	<b>Batteries</b> BATTERY 720A 48V	33002553	■							
	<b>Charger</b> BATTERY CHARGER 80A 48V	33008437	■							
	<b>Broom cyl.</b> BROOM MAIN PPL NATURE FIB BRUSH MAIN PPL STANDARD BRUSH MAIN PPL STEEL MIX	33002521 33002522 33002523	■ ■ ■	■ ■ ■						
	<b>Side brush</b> BRUSH LEFT SIDE PROTECTION F/BRUSH RIGHT SIDE PROTECTION F/BRUSH LEFT SIDE BRUSH SIDE PPL STANDARD BRUSH SIDE NYLON BRUSH SIDE NYL.STEEL MIX BRUSH SIDE PPL STEEL MIX. BRUSH SIDE STEEL	33000330 33000629 33000631 33011938 33011939 33011940 33011941 33011942	■ ■ ■ ■ ■ ■ ■ ■	■ ■ ■ ■ ■ ■ ■ ■						
	<b>Filters</b> COMPLETE POCKET FILTER FILTER ANTIST YELLOW WATER/OIL REPELLENT	33000603 33000604	■ ■	■ ■						
	<b>Assembly</b> FLASHING BEACON W/SUPPORT WORKING LIGHTS F/SR1700/ SR1800S/SR17002WD/18002WD OVERHEAD GUARD F/SR1700/ 1800S/17002WD + 18002WD	33000609 33008339 33012938	■ ■ ■	■ ■ ■						
	<b>Others</b> BUZZER WHEEL FRONT SUPERELASTIC 5.00 SR1700/1800 ALL +2WD WHEEL SUPERELASTIC 4.00 SR1550C/1800S+2WD/17002WD CATALYTIC SILENCER	33008945 33009647 33009648 33009740	■	■ ■ ■ ■						





## Accessories Sweepers

### SR 1800C

			SR 1800C B	SR 1800C D						
	<b>Batteries</b> Battery 48 V 600 A	33001085	■							
	<b>Broom cyl.</b> BROOM MAIN PPL STANDARD BRUSH MAIN PPL NATURAL FIBER BRUSH MAIN PPL STEEL MIX	33011888 33011889 33011893	■ ■ ■	■ ■ ■						
	<b>Side brush</b> BRUSH LEFT SIDE PROTECTION F/BRUSH RIGHT SIDE PROTECTION F/BRUSH LEFT SIDE BRUSH SIDE PPL STANDARD BRUSH SIDE NYLON BRUSH SIDE NYL. STEEL MIX BRUSH SIDE PPL STEEL MIX. BRUSH SIDE STEEL	33000621 33000629 33000631 33011938 33011939 33011940 33011941 33011942	■ ■ ■ ■ ■ ■ ■ ■	■ ■ ■ ■ ■ ■ ■ ■						
	<b>Filters</b> COMPLETE POCKET FILTER FILTER ANTISTATIC YELLOW WATER/OIL REPELLENT	33000569 33011981	■ ■	■ ■						
	<b>Assembly</b> FLASHING BEACON W/SUPPORT WORKING LIGHTS F/SR1800C B/D	33000609 33008305	■ ■	■ ■						
	<b>Others</b> HEATING SYSTEM AIR CONDITION SYSTEM BUZZER WHEEL FRONT SUPERELASTIC 5.00 SR1700/1800 ALL +2WD CATALYTIC SILENCER	33000625 33000632 33008945 33009647 33009740	   ■ ■	■ ■ ■ ■ ■						














## Accessories Sweepers

### SR 1800S 2WD










			SR 1800S D 2WD							
	<b>Broom cyl.</b> BROOM MAIN PPL STANDARD BRUSH MAIN PPL NATUAL FIBER BRUSH MAIN PPL STEEL MIX	33011888 33011889 33011893	■ ■ ■							
	<b>Side brush</b> BRUSH LEFT SIDE PROTECTION F/BRUSH RIGHT SIDE PROTECTION F/BRUSH LEFT SIDE BRUSH SIDE PPL STANDARD BRUSH SIDE NYLON BRUSH SIDE NYL.STEEL MIX BRUSH SIDE PPL STEEL MIX. BRUSH SIDE STEEL	33000621 33000629 33000631 33011938 33011939 33011940 33011941 33011942	■ ■ ■ ■ ■ ■ ■ ■							
	<b>Filters</b> COMPLETE POCKET FILTER FILTER ANTISTATIC YELLOW WATER/OIL REPELLENT	33000569 33011981	■ ■							
	<b>Assembly</b> FLASHING BEACON W/SUPPORT WORKING LIGHTS F/SR1700/ SR1800S/SR17002WD/18002WD OVERHEAD GUARD F/SR1700/ 1800S/17002WD + 18002WD	33000609 33008339 33012938	■ ■ ■							
	<b>Others</b> BUZZER WHEEL FRONT SUPERELASTIC 5.00 SR1700/1800 ALL +2WD WHEEL SUPERELASTIC 4.00 SR1550C/1800S+2WD/17002WD CATALYTIC SILENCER	33008945 33009647 33009648 33009740	■ ■ ■ ■							





## Accessories Combination machines

### CR 1300










			CR 1300 LPG	CR 1300 P	CR 1300 B					
	<b>Batteries</b> BATTERY 18-5PZS550NA BATTERY 18-5PZS550NA BATTERY 18-5PZS575 FOR CR1300 B BATTERY 18-5PZV435 EX BATTERY 18-5PZV400 DFS	00160075 00190075 00200028 00210003 00210014			■ ■ ■ ■ ■					
	<b>Charger</b> CHARGER SMC 36/20 PAR CHARGER D36/80 TIME D CHARGER PLUG SB-175 GREY CHARGER SMC 36/20 PAR CHARGER STC 36/80 BATTERY CHARGER CHARGER SMC 36/20 PAR CHARGER STC 36/80 COMPLETE EU-CHARGER BATT. CHARGER SMC - HF CHARGER COMPL.EU SMF-HF W/PLUG SB175 GREY PLUG UK	00173601 00190020 00190036 00190400 00190401 00193620 00193640 00193641 00202407 00202427 82179200			■ ■ ■ ■ ■ ■ ■ ■ ■ ■ ■					
	<b>Padholders</b> PAD HOLDER 330MM 13"	56505760	■	■	■					
	<b>Brush disc.</b> BUTCHER, BRUSH 13.5 BRUSH WIRE 13.5 (1)	56550640 56550670	■ ■	■ ■	■ ■					
	<b>Brush disc. 330mm</b> BRUSH, MAGNA GRIT 330MM BRUSH, DYNA GRIT 330MM BRUSH, AGLITE GRIT 330MM BRUSH, PROLENE 330MM BRUSH, PROLITE 330MM BRUSH, UNION MIX 330MM BRUSH, MIDGRIT 240 330MM BRUSH, MIDLITE 180 330MM	56505761 56505762 56505763 56505764 56505765 56505766 56505767 56505768	■ ■ ■ ■ ■ ■ ■ ■	■ ■ ■ ■ ■ ■ ■ ■	■ ■ ■ ■ ■ ■ ■ ■					
	<b>Broom cyl.</b> BROOM, MAIN(PL) 910X300MM BROOM, MAIN(PL)	56505001 56505617	■ ■	■ ■	■ ■					
	<b>Squeegees, blades, skirts and splash guards</b> SQUEEGEE ASSY. SQUEEGEE ASSY. SKIRT, FRONT BLADE, REAR 2052G/P BLADE, FRONT 2052G/P BLADE, LEFT SIDE BLADE, RIGHT SIDE BLADE, REAR 2052B BLADE, FRONT 2052B	56458816 56459110 56459157 56459850 56459851 56459852 56459853 56459885 56459886	■ ■ ■ ■ ■ ■ ■ ■ ■	■ ■ ■ ■ ■ ■ ■ ■ ■	■ ■ ■ ■ ■ ■ ■ ■ ■					
	<b>Assembly</b> BUMPER KIT 5010B OVERHEAD GUARD KIT F/P&LGP VERSION WAND KIT 2052B (INS) HOSE/WAND KIT OVERHEAD GUARD KIT F/B VERSION BACK-UP ALARM KIT CR1300B	56376501 56455457 56456186 56459293 56459754 56459953	■ ■ ■ ■ ■ ■	■ ■ ■ ■ ■ ■	■ ■ ■ ■ ■ ■					
	<b>Others</b> SCARIFIER KIT 5000 LP CONV. W/O TANK WEARPACK KIT 2052P WEAR ITEM KIT 2052B BATTERY ROLLOUT KIT	56451123 56459292 56459512 56459863 56460088	■ ■ ■ ■ ■	■ ■ ■ ■ ■	■ ■ ■ ■ ■					





## Accessories Combination machines

### CR 1100/1200/1400



			CR 1100 D/P/LPG	CR 1100 B	CR 1200 D/P/LPG	CR 1200 B	CR 1400 D/P/LPG			
	<b>Batteries</b> BATTERY DRY FIT GEL 18-5PZV500 BATTERY WET 18-5PZS625 BATTERY WET 18-CL.8PZB600	00200052 00200053 00200054		■ ■ ■		■ ■ ■				
	<b>Charger</b> CHARGER PLUG SB-350A GREY BATTERY CHARGER 36/80 SMC BATTERY CHARGER 36/80 SMC EU INCL.PLUG SB-350A GREY BATTERY CHARGER 36/80 SMC UK INCL.PLUG SB-350A GREY BATTERY CHARGER 36/105 BATTERY CHARGER 36/105 EU INCL. PLUG SB-350A GREY BATTERY CHARGER 36/105 UK INCL. PLUG SB-350A GREY PLUG UK	146 1586 000 80546500 80546541 80546542 80546600 80546641 80546642 82179200		■ ■ ■ ■ ■ ■ ■ ■		■ ■ ■ ■ ■ ■ ■ ■				
	<b>Padholders</b> PAD HOLDER 17" PAD HOLDER 355MM 14" PAD HOLDER 15"	56505780 56505800 56505940			■	■	■			
	<b>Brush disc. 360mm</b> BRUSH MAGNAGRIT 14" BRUSH DYNAGRIT 14" BRUSH AGLITE 14" BRUSH PROLENE 14" BRUSH PROLITE 14" BRUSH UNION MIX 14" BRUSH MIDGRIT 240 14" BRUSH MIDLITE 180 14"	56505801 56505802 56505803 56505804 56505805 56505806 56505807 56505808					■ ■ ■ ■ ■ ■ ■ ■			
	<b>Brush disc. 380mm</b> BRUSH MAGNAGRIT 15" BRUSH DYNAGRIT 15" BRUSH AGLITE 15" BRUSH PROLENE 15" BRUSH PROLITE 15" BRUSH UNION MIX 15" BRUSH MIDGRIT 15" BRUSH MIDLITE 15"	56505941 56505942 56505943 56505944 56505945 56505946 56505947 56505948	■ ■ ■ ■ ■ ■ ■ ■	■ ■ ■ ■ ■ ■ ■ ■						
	<b>Brush disc. 430mm</b> BRUSH MAGNA GRIT 17" BRUSH DYNA GRIT 17" BRUSH AGLITE 17" BRUSH PROLENE 17" BRUSH PROLITE 17" BRUSH UNION MIX 17" BRUSH MIDGRIT 17" BRUSH MIDLITE 17"	56505781 56505782 56505783 56505784 56505785 56505786 56505787 56505788			■ ■ ■ ■ ■ ■ ■ ■	■ ■ ■ ■ ■ ■ ■ ■				
	<b>Broom cyl. 1000mm</b> MAIN BROOM POLY/WIRE 8 D MAIN BROOM PROEX 12 DBL MAIN BROOM NYLON 8 DBL R MAIN BROOM, PROEX 8 DBL R MAIN BROOM PROEX/WIRE 8 MAIN BROOM PROLENE 8 DBL	56505951 56505952 56505953 56505954 56505955 56505956	■ ■ ■ ■ ■ ■	■ ■ ■ ■ ■ ■	■ ■ ■ ■ ■ ■	■ ■ ■ ■ ■ ■				
	<b>Side brush</b> BROOM-SIDE PPL	56462252	■	■	■	■	■			
	<b>Squeegees, blades, skirts and splash guards</b> BLADE KIT SQUEEGEE NEOPRE F/CR 1100B BLADE SQUEEGEE NEOPRENE F/CR 1200 B BLADE SQUEEGEE LINATEX F/CR 1100 B BLADE SQUEEGEE LINATEX F/CR 1200 B BLADE KIT SQUEEGEE NEOPRENE BLADE KIT NEOPRENE SIDE S BLADE KIT SQUEEGEE LINATEX BLADE KIT SQUEEGEE NEOPRENE BLADE KIT SQUEEGEE NEOPRENE BLADE KIT SQUEEGEE LINATEX F/CR 1100 MODELS BLADE KIT SQUEEGEE LINATEX SIDE BLADE KIT LINATEX	56303469 56303470 56303471 56303472 56305682 56305685 56305686 56305693 56305694 56305695 56305696 56305697		■ ■ ■ ■ ■ ■ ■ ■ ■ ■ ■ ■		■ ■ ■ ■ ■ ■ ■ ■ ■ ■ ■ ■				





## Accessories Combination machines

### CR 1100/1200/1400

			CR 1100 D/P/LPG	CR 1100 B	CR 1200 D/P/LPG	CR 1200 B	CR 1400 D/P/LPG			
	<b>Assembly</b> REAR WHEEL ASSEMBLY	56304044	■	■	■	■	■			
	<b>Others</b> FIRE EXTINGUISHER KIT FRONT ROLLER BUMBER KIT SIDE BROOM GUARD KIT FOR CR1100 ONLY TEMPERATURE SWITCH KIT HOPPER FILTER SWITCH KIT VACUUM WAND KIT SKIRT HOPPER HEAVY DUTY SUSPENSION SEAT FIRE EXTINGUISHER KIT UNDER HOOD LIGHT KIT OVERHEAD GUARD KIT CURB LIGHT KIT REAR VIEW CAMERA KIT ENGINE CONTROL DIAGNOSTIC KIT F/CR11/12/1400LPG/D/P BROOM SIDE LEFT/RIGHT GUARD KIT PRE-FILTER GRID KIT SOLUTION FULL SHUTOFF KIT SEAT BELT KIT F/CR 1200+ CR 1400 MODELS	56303431 56305493 56305495 56305509 56305517 56305530 56305593 56305611 56305621 56305628 56305637 56305641 56305643 56305647 56305652 56305794 56305896 56419369	■ ■ ■ ■ ■ ■ ■ ■ ■ ■ ■ ■ ■ ■ ■ ■ ■ ■ ■	■ ■ ■ ■ ■ ■ ■ ■ ■ ■ ■ ■ ■ ■ ■ ■ ■ ■ ■	■ ■ ■ ■ ■ ■ ■ ■ ■ ■ ■ ■ ■ ■ ■ ■ ■ ■ ■	■ ■ ■ ■ ■ ■ ■ ■ ■ ■ ■ ■ ■ ■ ■ ■ ■ ■ ■	■ ■ ■ ■ ■ ■ ■ ■ ■ ■ ■ ■ ■ ■ ■ ■ ■ ■ ■			
















## Accessories Road Sweepers

### RS 1300






		RS 1300								
	<b>Tube</b> SUCTION PIPE	33000400	■							
	<b>Side brush</b> BRUSH 3RD SIDE W/WATER- SYSTEM BRUSH SIDE D780 STEEL+PPL BRUSH SIDE PPL+STEEL D650 BRUSH SIDE PPL D650 BRUSH SIDE D780 STEEL BRUSH SIDE D780 PPL BRUSH SIDE STEEL D650	33000447 33001711 33011945 33011946 33011947 33011948 33011950	■ ■ ■ ■ ■ ■ ■							
	<b>Others</b> SNOW BRUSH SALT SYSTEM HIGH PRESSURE CLEANER VIDEO	33000405 33000453 33000481 33014146	■ ■ ■ ■							





Accessories Single discs

PS 333A







			PS 333 A							
	<b>Padholders</b> PAD HOLDER	140 7505 000	■							
	<b>Brush disc.</b> STEEL BRUSH 33 CM.	140 7508 000	■							
 305mm	<b>Brush disc. 305mm</b> BRUSH SHAMPOO 305MM POLISH	140 7507 000	■							
 330mm	<b>Brush disc. 330mm</b> BRUSH NYLON 330 MM SCRUBBING	140 7506 000	■							
	<b>Tank</b> TANK FOR PS343/343	140 7509 000	■							





## Accessories Single discs

### SD 43-165 / SDM 43-180










			SD 43-165	SDM 43-180						
	<b>Padholders</b> PADHOLDER LOW SPEED MAX 190 RPM F/SD-SDM-SDS	80210700	■	■						
	<b>Bag</b> DUST BAG 5 PCS F/VAC UNIT 80211200	80211100	■	■						
	<b>Brush disc.</b> BRUSH POLISHING 430 MM F/SD-SDM-SDS SERIES BRUSH SHAMPOO 430MM F/SD-SDM-SDS SERIES BRUSH SCRUBBING 430 MM F/SD-SDM-SDS SERIES BRUSH SCRUBBING 430 MM TYNEX F/SD-SDM-SDS SERIES BRUSH HD SCRUBBING 430 MM HEAVY-DUTY F/SD-SDM-SDS	80210000 80210100 80210300 80210400 80210500	■ ■ ■ ■ ■	■ ■ ■ ■ ■						
	<b>Filters</b> HEPA FILTER F/SD/SDS/SDM F/VAC UNIT 80211200	80211500	■	■						
	<b>Tank</b> SOLUTION TANK 15L F/SD- SDM-SDS SERIES	80211301	■	■						
	<b>Others</b> VACUUM UNIT WITH HOSE F/ SD-SDM-SDS SERIES SPRAY MASTER COMPLETE 1L F/SD-SDM-SDS SERIES ADDITIONAL WEIGHT 8 KG. F/SDM-SDS SERIES VACUUM RING 43 CM F/SD- SDM-SDS SERIES ADDITIONAL WEIGHT 7 KG F/SD SERIES	80211200 80211400 80210600 80211600 80211800	■ ■ ■ ■ ■	■ ■ ■ ■ ■						






## Accessories Single discs

### 421 A/ 421 B









			421 A	421 B						
	<b>Padholders</b> PAD HOLDER, RUBBER 400MM PAD HOLDER STABIPAD 421A PAD HOLDER, RUBBER 421A	08404700 08405400 08406400	■ ■ ■	■ ■ ■						
	<b>Special pads</b> PAD STEELWOOL 430MM 10PCS	08409700	■	■						
	<b>Sanding accessories</b> SAND.SCREEN 406MM P60 10P C 2 SITE SAND.SCREEN 16" P120 12PC SAND.SCREEN 16" P80 10PCS SAND.SCREEN 16" P100 10PC	00302900 00303100 82308400 82308500	■ ■ ■ ■	■ ■ ■ ■						
	<b>Bag</b> DUSTBAG 10 PCS	56201569	■	■						
	<b>Brush disc.</b> SCRUBBING BRUSH 420MM PPL/STEEL FIBRE (HARD) POLISHING BRUSH 420MM NATURAL FIBRE (SOFT) SCRUBBING BRUSH 420MM PPL MEDIUM SCRUBBING BRUSH 421MM SS STEEL/PPL FIBRE (HARD) SCRUBBING BRUSH SICA 420M M (HARD)	08403000 08404300 08404400 08409200 08409900	■ ■ ■ ■ ■	■ ■ ■ ■ ■						
	<b>Brush disc. 370mm</b> SHAMPOO BRUSH 370MM NYLON SOFT SHAMPOO BRUSH 370MM NYLON (MEDIUM)	08404500 08404600	■ ■	■ ■						
	<b>Tank</b> TANK 8 L, COMPLETE TANK 12 L, COMPLETE	08510700 08510800	■ ■	■ ■						
	<b>Assembly</b> VALVE F/TANK SINGLE DISC	00392900	■	■						
	<b>Others</b> SUCTION RING FOR 421A SUCTION RING FOR 421A SUCTION RING 421 W. STRIP NOT ADJUSTABLE SUCTION RING FOR 421A W. BRUSH NOT ADJUSTABLE SHAMPOO DEVICE TANKCOVER, HOSES, NOZZLE BLOWER-MOTOR SG4 110-125V SHAMPOOING BLOWER, 220V-250V/ 50-60HZ NILFISK SU750 WITH MOUNTING KIT SPRAY UNIT 53001	08204900 08205000 08205400 08206000 08403300 08410031 08410253 08425900 08608579	■ ■ ■ ■ ■ ■ ■ ■ ■	■ ■ ■ ■ ■ ■ ■ ■ ■						





## Accessories Single discs

### 510B/510B-3







			510 B	510 B 3						
	<b>Padholders</b> PAD HOLDER RUBBER F/510B+ 510B3 PAD HOLDER STABIPAD F/510 B+B3 DIAMOND PAD HOLDER WITH RUBBER	08510400 08511600 08514800	■ ■ ■	■ ■ ■						
	<b>Special pads</b> PAD STEELWOOL 430MM 10PCS	08409700	■	■						
	<b>Sanding accessories</b> SAND.SCREEN 17" P80 10PCS SAND.SCREEN 17" P60 12PCS SAND.SCREEN 17" P100 10PC SAND.SCREEN 17" P120 10PC CARBORUNDUM RING 510 B3	00190880 00190881 00190882 00190883 08521600	■ ■ ■ ■	■ ■ ■ ■						
	<b>Brush disc.</b> SCRUBBING BRUSH DPN 510 B-3 POLISHING BRUSH UNION SPRING STEEL BRUSH FOR 510B-3 POLISHING BRUSH, LARGE SCRUBBING BRUSH WITH STEEL WIRE POLISHING BRUSH AGGREGATE WITH NYLON/WIRE AGGREGATE STEEL WIRE BRUSH, STEEL WIRE, Dia. 0.35MM SCRUBBING BRUSH D700 SCRUBBING BRUSH SILICON/ BRUSH UNIT WITH STEEL BRUSHES BRUSH UNIT WITH STEEL CROSS BRUSHES AGGREGATE PPN/VA AGGREGATE WIRE BRUSH PHOSPHOR - BRONCE	08510000 08510100 08510200 08510600 08511000 08511100 08511200 08511300 08511500 08512000 08513100 08520600 08520800 08525900 08526000 08526100	■ ■ ■ ■ ■ ■ ■ ■ ■ ■ ■ ■ ■ ■ ■ ■	■ ■ ■ ■ ■ ■ ■ ■ ■ ■ ■ ■ ■ ■ ■ ■						
	<b>Brush disc. 510mm</b> SCRUBBING BRUSH D510 SCARIFYING BRUSH D510	08512100 08512200	■ ■	■ ■						
	<b>Tank</b> TANK 12 L, COMPLETE	08510800	■	■						
	<b>Assembly</b> VALVE F/TANK SINGLE DISC	00392900	■	■						
	<b>Others</b> EXTRA WEIGHT 24 KG 510B-3 SUCTION RING F/510 B CPL. W/STRIP +HOSES W/GS COUP. SPRAY UNIT 53001	08501200 08502600 08608579	■ ■ ■	■ ■ ■						





## Accessories Single discs

### SD 43-400 / SDM 43-450





			SD 43-400	SD M 43-450						
	<b>Padholders</b> PADHOLDER HIGH SPEED 380- 900 RPM F/SD-SDM-SDS	80210800	■	■						
	<b>Bag</b> DUST BAG 5 PCS F/VAC UNIT 80211200	80211100	■	■						
	<b>Brush disc.</b> BRUSH POLISHING 430 MM F/SD-SDM-SDS SERIES BRUSH SCRUBBING 430 MM F/SD-SDM-SDS SERIES BRUSH SCRUBBING 430 MM TYNEX F/SD-SDM-SDS SERIES BRUSH HD SCRUBBING 430 MM HEAVY-DUTY F/SD-SDM-SDS	80210000 80210300 80210400 80210500	■ ■ ■ ■	■ ■ ■ ■						
	<b>Filters</b> HEPA FILTER F/SD/SDS/SDM F/VAC UNIT 80211200	80211500	■	■						
	<b>Tank</b> SOLUTION TANK 15L F/SD- SDM-SDS SERIES	80211301	■	■						
	<b>Others</b> VACUUM UNIT WITH HOSE F/ SD-SDM-SDS SERIES SPRAY MASTER COMPLETE 1L F/SD-SDM-SDS SERIES VACUUM RING 43 CM F/SD- SDM-SDS SERIES VACUUM RING 43 CM F/SD- SDM-SDS SERIES ADDITIONAL WEIGHT 7 KG F/SD SERIES	80211200 80211400 80211600 80211600 80211800	■ ■ ■ ■ ■	■ ■ ■ ■ ■						





## Accessories Single discs

545




			545							
	<b>Padholders</b> PAD HOLDER ROTOFLEX 46CM 545 CP DRY CLEANING ROTOFLEX RUBBER PLATE VITRIFICATION	08503300 08503600	■ ■							
	<b>Bag</b> DUST BAG 6,5 LITRES 5 PCS	81620000	■							
	<b>Brush disc.</b> BRUSH 545 NAT FIBRE SOFT/POLISHING BRUSH 545 NAT FIBRE MED/SPRAY BRUSH 545 NAT FIBRE MED.	08502900 08503000 08503100	■ ■ ■							
	<b>Others</b> SPRAY UNIT 110-125V 50+60HZ SPRAY UNIT 53001 MOTOR GSP 220-240V EU/AUS 800W	08502731 08608579 12108153	■ ■ ■							





## Accessories Single discs

### SDM 43-DUO




			SDM 43-DUO							
	<b>Padholders</b> PADHOLDER LOW SPEED MAX 190 RPM F/SD-SDM-SDS PADHOLDER HIGH SPEED 380- 900 RPM F/SD-SDM-SDS PADHOLDER FLEXI 190-380 RPM F/DUO SPEED	80210700 80210800 80210900	■ ■ ■							
	<b>Bag</b> DUST BAG 5 PCS F/VAC UNIT 80211200	80211100	■							
	<b>Brush disc.</b> BRUSH POLISHING 430 MM F/SD-SDM-SDS SERIES BRUSH SHAMPOO 430MM F/SD-SDM-SDS SERIES BRUSH SCRUBBING 430 MM F/SD-SDM-SDS SERIES BRUSH SCRUBBING 430 MM TYNEX F/SD-SDM-SDS SERIES BRUSH HD SCRUBBING 430 MM HEAVY-DUTY F/SD-SDM-SDS	80210000 80210100 80210300 80210400 80210500	■ ■ ■ ■ ■							
	<b>Filters</b> HEPA FILTER F/SD/SDS/SDM F/VAC UNIT 80211200	80211500	■							
	<b>Tank</b> SOLUTION TANK 15L F/SD- SDM-SDS SERIES	80211301	■							
	<b>Others</b> ADDITIONAL WEIGHT 8 KG. F/SDM-SDS SERIES VACUUM UNIT WITH HOSE F/ SD-SDM-SDS SERIES SPRAY MASTER COMPLETE 1L F/SD-SDM-SDS SERIES VACUUM RING 43 CM F/SD- SDM-SDS SERIES	80210600 80211200 80211400 80211600	■ ■ ■ ■							






## Accessories Burnishers

## SDM 43-900




			SDM 43-900							
	<b>Bag</b> DUST BAG 5 PCS F/VAC UNIT 80211200	80211100	■							
	<b>Filters</b> HEPA FILTER F/SD/SDS/SDM F/VAC UNIT 80211200	80211500	■							
	<b>Others</b> VACUUM UNIT WITH HOSE F/ SD-SDM-SDS SERIES SPRAY MASTER COMPLETE 1L F/SD-SDM-SDS SERIES VACUUM RING 43 CM F/SD- SDM-SDS SERIES	80211200 80211400 80211600	■ ■ ■							





## Accessories Burnishers

## SDM 53-1500







			SDM 53-1500							
	<b>Bag</b> DUST BAG 5 PCS F/VAC UNIT 80211200	80211100	■							
	<b>Filters</b> HEPA FILTER F/SD/SDS/SDM F/VAC UNIT 80211200	80211500	■							
	<b>Others</b> VACUUM UNIT WITH HOSE F/ SD-SDM-SDS SERIES SPRAY MASTER COMPLETE 1L F/SD-SDM-SDS SERIES VACUUM RING 53 CM F/SDM 53-1500	80211200 80211400 80211700	■ ■							





## Accessories Burnishers

### BHS 5120








		BHS 5120								
	<b>Batteries</b> BATTERY 6TP175 EX BATTERY 3DF 180 DFM 6 PC VPB 6/200 BATTERY 6 PCS BATTERY 3 DF 180	00190050 00190121 00190650 00196121	■ ■ ■ ■							
	<b>Charger</b> CHARGER SMC 36/20 CHARGER-E 36/25 T.I.D. UK CHARGER PLUG SB-175 GREY CHARGER E36/25 TIME D EX CHARGER SMC HF 36/20 CHARGER SMC 36/20 COMPLETE EU-CHARGER CHARGER - E 36/25 TIME D	00173634 00173665 00190036 00190065 00190134 00193634 00193665	■ ■ ■ ■ ■ ■ ■							
	<b>Padholders</b> PAD HOLDER ASSEMBLY 510MM	56393650	■							
	<b>Bag</b> BAG DISPOSABLE 6 PA	56391185	■							
	<b>Brush disc. 510mm</b> BRUSH, BURNISHING 510MM BRUSH, BURNISHING	56505550 56505551	■ ■							
	<b>Others</b> EDGING ASSY KIT	56100666	■							






# Accessories Burnishers

## BHS 7014





		BHS 7014							
	<b>Batteries</b> BATTERY 18-4PZS320L COMPL BATTERY 18-4PZS320L BATTERY 18-6PZB330E BATTERY 18-4PGH340 FOR BHS 7014 RIDER EX BATTERY 18-4PZV280 DFS BATTERY STAND WELDMENT BATTERY EXCHANGE KIT	00160071 00190071 00190078 00200033 00210020 56420131 56420137	■ ■ ■ ■ ■ ■ ■						
	<b>Charger</b> CHARGER SMC 36/20 PAR CHARGER-E 36/40 T.L.D. UK CHARGER PLUG SB-175 GREY CHARGER E 36/40 TIME D CHARGER SMC 36/20 PAR CHARGER STC 36/40 CHARGER STC 36/60 CHARGER SMC 36/20 PAR CHARGER STC 36/40 EU CHARGER - E 36/40 TIME D PLUG UK	00173601 00173666 00190036 00190066 00190400 00190402 00190403 00193640 00193642 00193666 82179200	■ ■ ■ ■ ■ ■ ■ ■ ■ ■ ■						
	<b>Padholders</b> PAD DRIVER ASSEMBLY BHS7014	56420005	■						
	<b>Bag</b> BAG DISPOSABLE 6 PA	56391185	■						
	<b>Filters</b> SKIRT ASSY	56393565	■						
	<b>Assembly</b> HEADLIGHT KIT STOBE LIGHT KIT ARMREST KIT BACK-UP ALARM KIT	56420123 56420127 56420143 56420144	■ ■ ■ ■						
	<b>Others</b> RATKNOP UNIVERSAL PAD RETAINER BHS 7014 PALLET JACK	00190901 56420120 56420165	■ ■ ■						





## Accessories Carpet extractors

### UC 912







			UC 912								
	<b>Nozzle</b>										
	BRUSH NOZZLE CPL.F/38MM 450MM	140 3817 000	■								
	UPHOLSTERY NOZZLE 38MM 10CM WIDTH	140 3840 010	■								
	WET PICK UP NOZZLE CPL.	140 4054 000	■								
	CARPET NOZZLE CPL.	140 5689 000	■								
	<b>Tube</b>										
	EXTENSION TUBE	011 6451 010	■								
	<b>Hose Vacuum cleaners</b>										
	HOSE PLASTIC CPL.D38 MM L FOR CARPET EXTRACTOR UC 9	140 0649 060	■								
	HOSE CPL.PLASTIC&ALU END, DIAMETER 38 MM, FOR MACHI	140 4001 010	■								
	<b>Filters</b>										
	FOLDED PAPER FILTER	140 6606 000	■								





## Accessories Carpet extractors

### AX 300/400









			AX 300	AX 400						
	<b>Nozzle</b> FLOOR TOOL FLOOR TOOL ASSY.	56204223 56800390	■ ■	■ ■						
	<b>Tube</b> WAND ASSEMBLY	56204197	■	■						
	<b>Hose Vacuum cleaners</b> HOSE ASSY-EXTRACTOR	56249318	■	■						
	<b>Brush disc.</b> BRUSH ASSY 12" BRUSHASSY 15 INCH BRUSH ASSY 12'BLUE BRUSH ASSY 12' 500G BRUSH ASSY 12" 240G BRUSH ASSY 15' BLUE BRUSH ASSY 15' 500G BRUSH ASSY 15' 240G	56264357 56264358 56264360 56264361 56264362 56264363 56264364 56264365	■  ■ ■ ■   ■	 ■    ■ ■ ■						
	<b>Squeegees, blades, skirts and splash guards</b> SQUEEGEE ASSY. 15	56262165	■	■						
	<b>Others</b> STAIR TOOL SCRUB/VAC TOOL 14_A SCRUB/VAC TOOL 20" HARD FLOOR KIT,12 HAND TOOL ASSY. AQUA KIT	56204224 56250314 56250320 56264369 56800385 56801000	■ ■ ■ ■ ■ ■	■ ■ ■ ■ ■ ■						





## Accessories Carpet extractors

### AX 650

			Nilfisk AX 650							
	<b>Batteries</b> BATTERY 6 XP 180 BATTERY 6TP180 EX BATTERY 3DF 180 DFM 6 PC 6 XP 180 MAINT. FREE 6 PC BATTERY 6 TP 180 6 PCS BATTERY 3 DF 180 BATTERY 3ET174 6 PCS OF 00200020	00190032 00190052 00190121 00190632 00190652 00196121 00200020 00200620	■ ■ ■ ■ ■ ■ ■ ■							
	<b>Charger</b> CHARGER SMC 36/20 CHARGER-E 36/25 TI.D. UK CHARGER PLUG SB-175 GREY CHARGER E36/25 TIME D EX CHARGER SMC HF 36/20 CHARGER SMC 36/20 COMPLETE EU-CHARGER CHARGER - E 36/25 TIME D BAT.CHARG TC1 PWT 36V50AG CHARGER TC1 PWTE 36V 30A CHARGER COMPL. EU TC1 PWT 36V50A W/PLUG SB-175 GREY CHARGER COMPL. UK TC1 PWT 36V 50A W/PLUG SB175 GREY PLUG UK	00173634 00173665 00190036 00190065 00190134 00193634 00193665 00202406 00202409 00202426 00202526 82179200	■ ■ ■ ■ ■ ■ ■ ■ ■ ■ ■ ■							
	<b>Nozzle</b> FLOOR TOOL FLOOR TOOL ASSY.	56204223 56800390	■ ■							
	<b>Tube</b> WAND ASSEMBLY	56204197	■							
	<b>Coupling</b> COUPLER EXTENSION HP63 COUPLER EXTENSION HC63	56204536 56322458	■ ■							
	<b>Hose Vacuum cleaners</b> HOSE ASSY-EXTRACTOR	56249318	■							
	<b>Broom cyl. 640mm</b> BRUSH AX 650 BRUSH/BEARING KIT AX 650 INCL BRUSH 56212098	56212098 56212240	■ ■							
	<b>Others</b> EXTR COMPOUND CS/6 MACHINE COVER LARGE F/BR1100 STAIR TOOL SCRUB/VAC TOOL 14_A SCRUB/VAC TOOL 20" KEY, REPLACEMENT HAND TOOL ASSY. AQUA KIT	56050098 56100851 56204224 56250314 56250320 56393415 56800385 56801000	■ ■ ■ ■ ■ ■ ■ ■							













Dealer:

[nilfisk-advance.com](http://nilfisk-advance.com)