

# 2005 PRODUCT PROGRAMME


## Nilfisk ALTO

*Why Compromise*



*Wap*  
**KEW**  
**Clarke**  
**American-Lincoln**  
TECHNOLOGIES

# CONTENTS



## ■ Nilfisk-ALTO - Welcome 4

### ■ Pressure Washers 5

Nilfisk-ALTO Pressure Washer Technology . . . . .	5
Nilfisk-ALTO POSEIDON 5 . . . . .	6
Nilfisk-ALTO NEPTUNE 3 . . . . .	7
Nilfisk-ALTO NEPTUNE 5, 7 & 8 . . . . .	8
Nilfisk-ALTO BOOSTER RANGE . . . . .	9
Mobile Cold Water Pressure Washers . . . . .	10
Mobile Cold Water Petrol Pressure Washers . . . . .	14
Mobile Hot Water Pressure Washers . . . . .	15
Stationary Cold Water Pressure Washers . . . . .	19
Stationary Hot Water Pressure Washers . . . . .	21
Stationary Self Service Pressure Washers . . . . .	23
Accessories for Mobile Pressure Washers . . . . .	26
Accessories for Cleaning . . . . .	39
Accessories for Stationary Pressure Washer Solutions . . . . .	44

### ■ Vacuum Cleaners 48

Vacuum Cleaners - the right choice . . . . .	48
Vacuum Cleaners - their features & benefits . . . . .	49
Nilfisk-ALTO ATTIX 7 . . . . .	50
Wet/Dry Vacuum Cleaners . . . . .	51
Special Vacuum Cleaners . . . . .	52
Industrial Vacuum Cleaners . . . . .	55
Health and Safety Vacuum Systems . . . . .	56
Health and Safety Vacuum Systems Type 22 . . . . .	59
Dry Vacuum Cleaners . . . . .	61
Stationary Self Service Vacuum Cleaners . . . . .	62
Accessories for Health & Safety Vacuum Systems Type 22 . . . . .	63
Accessory Sets for Vacuum Cleaners . . . . .	64
Accessories for Vacuum Cleaners . . . . .	66
Suction Hoses and Systems . . . . .	73



<b>■ Floor Cleaning Equipment</b>	<b>75</b>
Walk-Behind Scrubber Dryers .....	76
114RS-L - approved for Dust Class L .....	77
Walk-Behind Sweepers .....	78
Ride-On Sweepers .....	80
Walk-Behind Scrubber Dryers .....	82
Ride-On Scrubber Dryers .....	89
Ride-On Sweeper / Scrubber Dryers .....	90
Polishers .....	91
Carpet Extractors .....	92
Accessories for Walk-Behind Sweepers .....	93
Accessories for Walk-Behind Scrubber Dryers - ENCORE models .....	94
Accessories for Walk-Behind Scrubber Dryers - SSE/SSB models .....	97
Batteries for Walk-Behind .....	98
Accessories for Polishers .....	99
Accessories for Carpet Extractors .....	100

<b>■ Consumer</b>	<b>101</b>
Nilfisk-ALTO EXCELLENT .....	101
Pressure Washers for Domestic Use .....	102
Steam Cleaners .....	105
Central Vacuum Systems, CENTIX 60 .....	106
All-Purpose Vacuum Cleaners .....	107
Accessories for Domestic Pressure Washers .....	108
Accessories for CENTIX, All-Purpose Vacuum Cleaners and Steam Cleaners .....	109
<b>■ Detergents</b>	<b>110</b>
Detergents for Vehicle Cleaning .....	110
Detergents for Industrial and Buildings .....	111
Detergents for Floor Care .....	112
Detergents for Consumer .....	113
Detergents for Care and Maintenance of machines and plants .....	113
Self Service Systems .....	114

*No claims can be made on the basis of information or illustrations contained in this catalogue.  
Subject to alteration of technical data, design and equipment.*

## Nilfisk & ALTO; combined strength with best value offering!

As a consequence of the acquisition of the ALTO group by Nilfisk-Advance in April 2004, positions in the cleaning market has changed. With sales of approximately 630 million € and 3.800 employees, the new group has become the global No. 1 in professional cleaning equipment in the world.

Sales and service is done through own sales companies in 31 countries complemented with a worldwide network of distributors. Manufacturing is made in own facilities in Europe, USA and Asia.

For you as a customer it will be business as usual. The ALTO operations will continue unchanged as a separate business within the Nilfisk-Advance group with the same customer focus, the same product categories and towards the same customer segments as before. You will continue to recognise us through the blue product line under the name Nilfisk-ALTO while Nilfisk-Advance will continue with its grey product line under the brand name Nilfisk.

Also in the future, product innovation is at the core of our strategy. We will continuously increase our product development activities and launch innovative, reliable and competitive products to make our common business grow.

In this catalogue you will find new products within all product segments ! New compact hot water products in the Nilfisk-ALTO NEPTUNE 3 range, a new line of professional vacuum cleaners in the Nilfisk-ALTO ATTIX 7 line, as well as a variety of new competitive consumer pressure washers, just to mention some of our new products.

We are convinced that through keeping 2 companies with differentiated products, different brands, colours and sales forces with different focus areas in the market and with brand names that are interconnected, we assure maximum potential for growth, market presence and support for you as our customer.

Nilfisk-ALTO  
Why compromise!

Yours sincerely



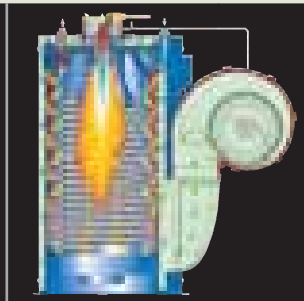
Johan Molin  
President & CEO



Why  
compromise

## Nilfisk-ALTO Pressure Washer Technology

– Powerful, efficient and quiet cleaning for every application



Nilfisk-ALTO's new generations of pressure washers comprise many new features and components: innovation, serviceability and durability are by-words for these many elements.

Once again, Nilfisk-ALTO proves that it is at the forefront of technological development and innovation.

### EcoPower Boiler

The newest, most efficient generation of boilers has so much to offer our customers:

- Major reduction in fuel costs – save up to 17% on fuel
- Reduced maintenance costs through cleaner combustion and easy serviceability.
- Greater heating efficiency : > 92%
- High and stable water temperatures


**SilentPower**  
Quiet Impact

**EcoPower**  
High Performance

**QuickService**  
Access is the Key


### Nilfisk-ALTO POWERPACKS

Nilfisk-ALTO has a history of reliable, efficient motor pump units. Today's pressure washers comprise several different pumps. But all have 1450 rpm motors – meaning major reductions in noise level: from compact to premium class.



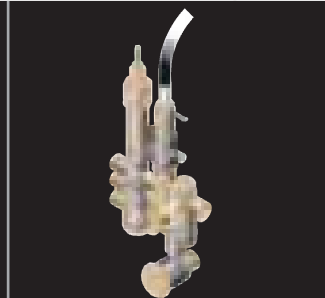
#### ▲ C3 pump

*The ultimate heavy duty pump for intense use. 1450 rpm – but with longest lifetime and highest inlet water temperature. Top of its class.*



#### ▲ NP5 and NP3 pumps

*Optimised for quiet operation at 1450 rpm and high performance, throughout their long lifetime.*



#### ▲ Unloader valve

*This most active component is the result of years of development and experience, providing the ultimate in safety and control.*

# Nilfisk-ALTO POSEIDON 5

– The silent and efficient cold water high pressure washer



## ▲ Easy to use

Nilfisk-ALTO has focused on making installation, preparation and use of the Nilfisk-ALTO POSEIDON 5 as easy and quick as possible. All control and installation elements, such as on-off button, detergent regulation, pressure/flow regulation and couplings are situated in one area, making life that little bit more practical and straightforward. No waste of time, just straight on to the cleaning.

## ▲ Robust frame

The sturdy Nilfisk-ALTO POSEIDON 5 is mounted on a robust and durable 30 mm steel frame and protective bar. The frame includes lifting points on front and sides.



◀ POSEIDON 5

## The most efficient and quietest worker in your company

Not only does the Nilfisk-ALTO POSEIDON 5 offer a major reduction in noise pollution, it also offers high performance levels and cleaning efficiency. Supplied with the correct accessories and equipment, the Nilfisk-ALTO POSEIDON 5 will quickly become a valuable cleaning worker. Being powerful and silent, it is also a partner that you can count on again and again.

<sup>3000</sup>**ErgoSystem**  
Applied Ergonomics



## ▲ Power regulation

Some applications, like drain cleaning and cleaning of fragile surfaces, may require lower levels of pressure and water flow. To ensure that the Nilfisk-ALTO POSEIDON 5 can be adapted to the specific cleaning requirements, the machine is equipped with a large and easy to use knob that allows you to regulate pressure and flow directly at the pump.



▲ 1450 rpm, 4-pole motors in every Nilfisk-ALTO POSEIDON 5 deliver dramatic reductions in sound level - more than 50 % compared to existing 2 pole motor versions. Pump lifetime is extended significantly.



## ▲ Detergent tank

The removable detergent tank is easy to fill and empty and the level of remaining detergent can be always be seen. Standard equipment on XT models.

**NEW**

## Nilfisk-ALTO NEPTUNE 3

– A compact washer designed for light and medium-duty applications



### Introduction of Nilfisk-ALTO NEPTUNE 3

2005 is another fantastic year for Nilfisk-ALTO hot water pressure washers ... and more importantly, for their users.

Nilfisk-ALTO finalises its new ranges of hot water machines with the arrival of the compact line Nilfisk-ALTO NEPTUNE 3.

A compact hot water series designed for light and medium-duty applications in auto/transport, manufacturing and agriculture.

The Nilfisk-ALTO NEPTUNE 3 series is built on our commitment to the strategy of delivering user-friendly, competitive, industrial quality pressure washers to our worldwide customers.

As with the larger Nilfisk-ALTO NEPTUNES, the Nilfisk-ALTO NEPTUNE 3 also offers low running and maintenance costs, robustness, durability and high cleaning efficiency.

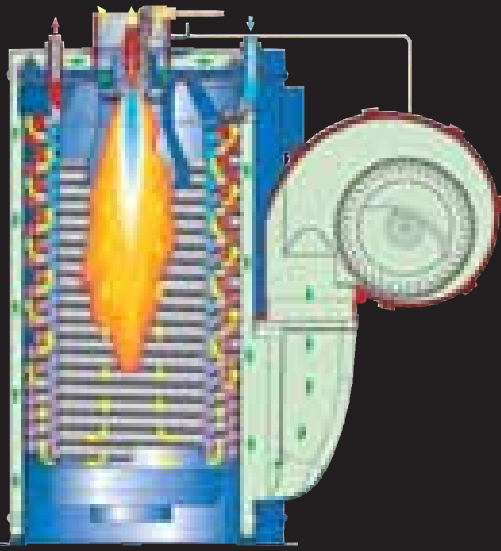


**ErgoSystem**  
Applied Ergonomics

#### Ergonomics

The Nilfisk-ALTO NEPTUNE line is packed full of ergonomic features to make your life easier:

- Fuel level indicator and low fuel warning
- Fault detection system incl. low pump oil warning
- Easy to use double detergent system with the WDK valve
- Duo Motor avoids phase problems
- All controls in one place
- Optimal storage facilities



# Nilfisk-ALTO NEPTUNE 5, 7 and 8

– The most advanced hot water pressure washer line you have ever seen!



## EasyClean Boiler

EcoPower – the innovative boiler technology ensures a high level of efficiency (>92%).

This combustion also ensures high efficiency over time and lower service requirements. For you, the benefit is a major reduction in fuel costs – up to 17% lower fuel costs compared to other products in the class.

During its lifetime, the machine will almost pay for itself through reduced fuel and service costs.

**EcoPower**  
High Performance

## ▲ Serviceability

starts with access. The service door is opened in seconds, and the EasyClean service crane allows removal of the boiler by one technician in just a few minutes.

### The result?

Up to 25% reduction in service labour costs!

**QuickService**  
Access is the Key



▲ NEPTUNE 5



◀ NEPTUNE 7



▲ NEPTUNE 8



design award  
winner  
**2004**

## iF Design AWARD 2004

We believe that the Nilfisk-ALTO NEPTUNE line has the most ergonomic and functional design in its class. But don't just take our word for it. The iF Design forum also believes it!

That is why they awarded the Nilfisk-ALTO NEPTUNE the 2004 iF Design award.



# STATIONARY PRESSURE WASHERS

– A clean investment that will pay off!




## Stationary installations are the answer to your cleaning needs

You may be interested in maintaining hygiene levels in a slaughterhouse, kitchen or processing plant. You may be interested in degreasing metal components in an industrial site. You may be interested in adding the final cleaning touch to vehicles at the end of the production process. But you are definitely also interested in rationalising your cleaning process. Nilfisk-ALTO stationary pressure washers and vacuum cleaners can help you do just that! Machines can easily be installed in any location around the site.

A carefully planned and optimised piping system will then ensure that you can easily and quickly clean at any area of your installation.

Nilfisk-ALTO's strong competence in the area of stationary cleaning units makes us the ideal and trustworthy partner for your installation projects. Nilfisk-ALTO does not simply provide you with a standard product – we will be happy to study with you your individual cleaning needs, going so far as to provide you with a unique, customised unit.

“All of the Nilfisk-ALTO stationary pressure washers benefit from the same, state-of-the-art technology implemented in the mobile series, making Nilfisk-ALTO products cost efficient, reliable and easy to maintain. Durable partners for your business”.



*Nilfisk-ALTO stationary products are probably the most efficient, flexible and cost efficient in their class. Nilfisk-ALTO offers a full line of hot and cold water units, options, accessories and installation material. Nilfisk-ALTO can also study your individual demands – just talk to us and let us find your ideal solution.*

# Mobile Cold Water Pressure Washers



**POSEIDON 8-128 ▲**

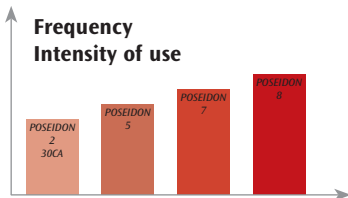


**POSEIDON 7-66 ▲  
POSEIDON 7-59**



**POSEIDON 7-66 F ▲  
POSEIDON 7-66 FB**

Ultimate heavy-duty cold water pressure washers for intense cleaning with high water flow and high water inlet temperature. Ideal for agriculture and food industry. Nilfisk-ALTO POSEIDON 8 - 1 or 2 simultaneous users.



**Cleaning power**

**Technical Data:**

		<b>POSEIDON 8-128</b>	<b>POSEIDON 7-66</b>	<b>POSEIDON 7-66 F/FB*</b>	<b>POSEIDON 7-59</b>
<b>Pump:</b>					
Pressure	bar/MPa	180/18	190/19	190/19	170/17
Cleaning Impact	kg/Force	12.8	6.6	6.6	5.9
Water Flow, Q <sub>MAX</sub> /Q <sub>IEC</sub>	l/h	2560/2360	1280/1180	1280/1180	1200/1120
Water Flow, Min.	l/h	2360	1180	1180	1120
Max inlet temp	°C	60	85	85 / 70*	85
Suction height (dry)	m	1.5	1.5	1.5 / 1.0*	1.5
<b>Motor:</b>					
Power consumed	kW	2 x 8.0	8.0	8.0	7.1
	V/~ /Hz/A	230/3/50/2x25 400/3/50/2x14.5	200/3/50/2x28 200/3/60/28 220/3/60/25 230/3/50/24 400/3/50/14 440/3/60/12.5 415/3/50/13 575/3/60/9	200/3/50/2x28 200/3/60/28 220/3/60/25 230/3/50/24 400/3/50/14 440/3/60/12.5 415/3/50/13 575/3/60/9	230/3/50/20 400/3/50/12 415/3/50/11 440/3/60/10.5
Pump	RPM	1450	1450	1450	1450
Sound Level	dB(A)	78	75	75	75
<b>Standard Features:</b>					
Weight	kg	135	74	74	71
Dimensions L x W x H	mm	1050 x 720 x 765	1020 x 480 x 940	1020 x 480 x 940	1020 X 480 X 940
HP Hose	m/Ø	10/12" DN12	10/DN10	10/DN10	10/DN10
<b>Standard Accessories:</b>					
Ergo 3000 Gun	106402190	●	●	●	●
Ergo 3000 Lance		Tornado	Tornado	Tornado	Tornado
Tornado Plus Nozzle		● 1300	● 0640	● 0640	● 0640
Full ceramic pistons		●	●	●	●
HP hose reel			○ 301000202	○ 301000540	○ 301000202



◀ POSEIDON 5-62 XT  
POSEIDON 5-63 XT



◀ POSEIDON 5-62  
POSEIDON 5-63

**Wap  
KEW**  
TECHNOLOGIES

The Nilfisk-ALTO POSEIDON 5 is the ideal partner for cold water cleaning in all sectors. High performance, unbeatable ergonomics, low noise levels and easy servicing make this an unmatched pressure washer.

### Three-phase

#### POSEIDON 5-63 XT

#### POSEIDON 5-63

#### POSEIDON 5-62 XT

#### POSEIDON 5-62

- Silent Power: noise level reduced by more than 50% for more user comfort
- 1450 rpm motor for longer working life
- Ergo 3000 system reduces user fatigue and strain
- All controls are in one place – easy to use, quick to set up and run
- Robust and stable for use in tough environments
- Vibration dampener for increased user comfort

- Silent Power: noise level reduced by more than 50% for more user comfort
- 1450 rpm motor for longer working life
- Ergo 3000 system reduces user fatigue and strain
- All controls are in one place – easy to use, quick to set up and run
- Robust and stable for use in tough environments

#### Technical Data:

		POSEIDON 5-63 XT	POSEIDON 5-63	POSEIDON 5-62 XT	POSEIDON 5-62
<b>Pump:</b>					
Pressure	bar/MPa	170/17	170/17	220/22	220/22
Cleaning Impact	kg/Force	6.3	6.3	6.2	6.2
Water Flow, Q <sub>MAX</sub> /Q <sub>IEC</sub>	l/h	1300/1200	1300/1200	1130/1050	1130/1050
Water Flow, Min.	l/h	250	250	250	250
Max inlet temp	°C	60	60	60	60
Suction height (dry)	m	1.5	1.5	1.5	1.5

#### Motor:

Power consumed	kW	7.8	7.8	7.8	7.8
	V~/Hz/A	400/3/50/14.1 230-400/3/50/24.5	400/3/50/14.1 230-400/3/50/24.5	400/3/50/14.1 230-400/3/50/24.5 440-220/3/60/14.1	400/3/50/14.1 230-400/3/50/24.5 440-220/3/60/14.1
Pump	RPM	1450	1450	1450	1450
Sound Level	dB(A)	74	74	73	73


#### Standard Features:

Weight	kg	89	79	89	79
Dimensions L x W x H	mm	920 x 550 x 1015	740 x 550 x 1015	920 x 550 x 1015	740 x 550 x 1015
HP Hose	m/Ø	15/DN10	10/DN10	20/DN8	10/DN8


#### Standard Accessories:

Ergo 3000 Gun	106402190	●	●	●	●
Ergo 3000 Lance		Tornado	Tornado	Tornado	Tornado
Ergo 3000 Rotary nozzle Lance		○ 106402176	●	●	○ 106402176
Tornado Plus Nozzle		● 0750	● 0750	● 0600	● 0600
Detergent Tank		●	○ 301001412	●	○ 301001412
Full ceramic pistons		●	●	●	●
HP hose reel		●	○ 301001310	●	○ 301001310

# Mobile Cold Water Pressure Washers

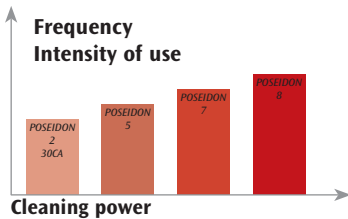


◀ POSEIDON 5-28 XT  
POSEIDON 5-54 XT



◀ POSEIDON 5-28  
POSEIDON 5-43  
POSEIDON 5-54

The Nilfisk-ALTO POSEIDON 5 is the ideal partner for cold water cleaning in all sectors. High performance, unbeatable ergonomics, low noise levels and easy servicing make this an unmatched pressure washer.



### Three-phase

#### POSEIDON 5-54 XT

- Silent Power: noise level reduced by more than 50% for more user comfort
- 1450 rpm motor for longer working life
- Ergo 3000 system reduces user fatigue and strain
- All controls are in one place – easy to use, quick to set up and run
- Robust and stable for use in tough environments

#### POSEIDON 5-54

#### POSEIDON 5-43

### Single-phase

#### POSEIDON 5-28 XT

- Silent Power: noise level reduced by more than 50% for more user comfort
- 1450 rpm motor for longer working life
- Ergo 3000 system reduces user fatigue and strain
- All controls are in one place – easy to use, quick to set up and run
- Robust and stable for use in tough environments

#### POSEIDON 5-28

### Technical Data:

Pump:		POSEIDON 5-54 XT	POSEIDON 5-54	POSEIDON 5-43	POSEIDON 5-28 XT	POSEIDON 5-28
Pressure	bar/MPa	200/20	200/20	180/18	110/10	110/10
Cleaning Impact	kg/Force	5.4	5.4	4.3	2.8	2.8
Water Flow, Q <sub>MAX</sub> /Q <sub>IEC</sub>	l/h	1030/950	1030/950	860/800	720/660	720/660
Water Flow, Min.	l/h	250	250	250	250	250
Max inlet temp	°C	60	60	60	60	60
Suction height (dry)	m	1.5	1.5	1.5	1.5	1.5
Motor:						
Power consumed	kW	6.3	6.3	5.3	3.0	3.0
	V~/Hz/A	400/3/50/12.3	400/3/50/12.3	400/3/50/9.2	230/1/50/13	230/1/50/13
		230-400/3/50/21.4	230-400/3/50/21.4	220-400/3/60/19.5	220/1/60/13	
		440-220/3/60/14.1	440-220/3/60/14.1			
		200/3/50/20				
		200/3/60/20				
Pump	RPM	1450	1450	1450	1450	1450
Sound Level	dB(A)	73	73	72	66	66
Standard Features:						
Weight	kg	85	75	70	80	70
Dimensions L x W x H	mm	920 x 550 x 1015	740 x 550 x 1015	740 x 550 x 1015	920 x 550 x 1015	740 x 550 x 1015
HP Hose	m/Ø	15/DN8	10/DN8	10/DN8	15/DN8	10/DN8

### Standard Accessories:

Ergo 3000 Gun	106402190	●	●	●	●	●
Ergo 3000 Lance		Tornado	FlexoPower	FlexoPower	FlexoPower	FlexoPower
Ergo 3000 Rotary nozzle Lance		●	○ 106402175	○ 106402178	●	○ 106402178
Tornado Plus Nozzle		● 0550	● 0530	● 0500	● 0500	● 0500
Detergent Tank		●	○ 301001412	○ 301001412	●	○ 301001412
Full ceramic pistons		●	●	●	●	●
HP hose reel		●	○ 301001310	○ 301001310	●	○ 301001310



▲ 30CA COMPACT



▲ POSEIDON2-28 XT




▲ POSEIDON2-24 PORTABLE

**Wap  
KEW**  
TECHNOLOGIES

*Nilfisk-ALTO 30CA COMPACT: Cold water cleaning power for professional use such as trade and small farms. Compact Design. Automatic Standby. Ergo 3000 system. Nilfisk-ALTO POSEIDON 2 Portable: The compact cold water line that combines high performance level for increased cleaning efficiency, ergonomics, and durability for superior everyday cleaning.*

Technical Data:		Three-phase 30CA COMPACT/ SPECIAL	Single-phase 30CA COMPACT-1	30CA SPECIAL-1	POSEIDON 2-28 XT	POSEIDON 2-24 Portable	POSEIDON 2-26 Portable
<b>Pump:</b>							
Pressure	bar/MPa	160/16	150/(80*) /15/(8)	150/(80*) /15/(8)	10-160/1-16	max. 100	max. 140
Cleaning Impact	kg/Force	3.2	2.7/(1.6*)	2.7/(1.6*)	2.8	2.4	2.6
Water Flow, Q <sub>MAX</sub> /Q <sub>IEC</sub>	l/h	690/620	600/540/(520/440*)	600/540/(520/440*)	600-570	650/600	610/540
Water Flow, Min.	l/h	620	540/(440*)	540/(440*)	570	600	540
Max inlet temp	°C	60	60	60	60	40	40
Suction height (dry)	m	1	1	1			
<b>Motor:</b>							
Power consumed	kW	3.4	2.8/1.4	2.8/1.4	3.3	2.2	2.9
	V/~ /Hz/A	220/3/60/10.5 230/3/50/10 400/3/50/6 415/3/50/5.5 440/3/60/5.3	220/1/60/13.5 230/1/50/13 240/1/50/12.5 110/1/50/13.5*	220/1/60/13.5 230/1/50/13 240/1/50/12.5 110/1/50/13.5*	230/1/50/14.5	240/1/50/10	240/1/50/16
Pump	RPM	2800	2800	2800	2800	2800	2800
Sound Level	dB(A)	83	83	83	xx	86.6	86.6
<b>Standard Features:</b>							
Weight	kg	32 / 24	24	32	24.5	24	24
Dimensions L x W x H	mm	390 x 390 x 815	390 x 390 x 815	390 x 390 x 815	394 x 391 x 955	550 x 300 x 280	550 x 300 x 280
HP Hose	m/Ø	15/DN8 / 10/DN8	10/DN8	15/DN8	15/DN8	10/DN8	10/DN8
<b>Standard Accessories:</b>							
Ergo 3000 Gun	106402190	●	●	●	●	●	●
Ergo 3000 Lance		FlexoPower+Turbohammer	FlexoPower	FlexoPower+Turbohammer	FlexoPower+Turbohammer	FlexoPower	FlexoPower
Tornado Plus Nozzle	0350	0350	0340	0340	0350	0500	0350
HP hose reel		●		●	●		

# Mobile Cold Water Petrol Pressure Washers



▲ POSEIDON 1100PE

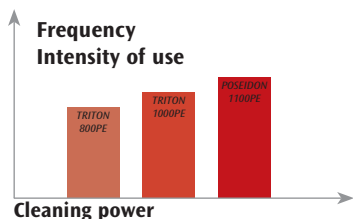


▲ TRITON 1000PE



▲ TRITON 800PE

Petrol driven high pressure washer for tough use where you have no electric power (e.g. on construction sites, agriculture...)



## Petrol

### POSEIDON 1100PE

- C3 pump technology for superior durability
- Robust steel chassis and frame for use in tough environments
- High pressure and water volume for intense cleaning tasks
- Durable Honda petrol motor
- Vibration isolation mounting for motor and pump

### TRITON 1000PE

- 3 ceramic piston pump for long lifetime
- Robust steel chassis and frame for use in tough environments
- High pressure and water volume for intense cleaning tasks
- Durable Honda petrol motor
- Vibration isolation mounting for motor and pump

### TRITON 800PE

- 3 ceramic piston pump for long lifetime
- Robust steel chassis and frame for use in tough environments
- High pressure and water volume for intense cleaning tasks
- Durable Honda petrol motor
- Vibration isolation mounting for motor and pump

## Technical Data:

Pump:		POSEIDON 1100PE	TRITON 1000PE	TRITON 800PE
Pressure	bar/MPa	220/22	200/20	140/14
Cleaning Impact	kg/Force	6.0	5.4	3.5
Water Flow, Q <sub>MAX</sub> /Q <sub>IEC</sub>	l/h	1100/1000	1000/940	800/740
Water Flow, Min.	l/h	1000	940	740
Max inlet temp	°C	70	60	60
Suction height (dry)	m	3	2	2
Motor:				
Engine power	HP	11.4	9.5	4.8
Motor type		Honda GX390, 9.6 kW/13HP	Honda GX340, 8.1 kW/11HP	Honda GX160, 4.0 kW/5.5HP
Fuel consumption	l/h	3.6	3.1	2.0
Pump	RPM	3450	3450	3450
Sound Level	dB(A)	97	93	90
Standard Features:				
Weight	kg	75	61	43
Dimensions L x W x H	mm	1010 x 550 x 830	1010 x 550 x 830	1010 x 550 x 830
HP Hose	m/Ø	10/DN10	10/DN10	10/DN10
Standard Accessories:				
Ergo 3000 Gun	106402190	●	●	●
Ergo 3000 Lance		Tornado	Tornado	Tornado
Tornado Plus Nozzle		0500	0500	0500
Full ceramic pistons		●	●	●

# Mobile Hot Water Pressure Washers

Accessories from page 26

Detergents from page 110



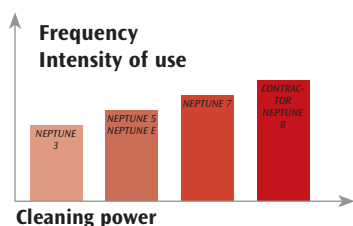
◀ NEPTUNE 8-103



◀ NEPTUNE 7

**Wap  
KEW**  
TECHNOLOGIES

New Nilfisk-ALTO NEPTUNE 8: Super-duty, high water volume machines for one or two operators and the heaviest cleaning tasks in construction, industry, transport and agriculture. The Nilfisk-ALTO NEPTUNE 7 series combines low running and maintenance costs, ease of use, low noise and high efficiency. It is the most effective and durable partner for heavy-duty, industrial hot water cleaning.



### Three-phase

#### NEPTUNE 8-103

- Use by 1 or 2 users at same time
- EcoPower boiler. Low fuel consumption with high heating performance
- 1450rpm, 4-pole motors = low sound level and extend lifetime of the pump
- Reduced maintenance cost and service time by up to 25%
- Ease of use; diagnostic system, fuel indicator, pump oil warning and flexible detergent system

#### NEPTUNE 7-63 X2

- EcoPower boiler. Low fuel consumption with high heating performance
- 1450rpm, 4-pole motors = low sound level and extend lifetime of the pump
- Reduced maintenance costs and service time by up to 25%
- Ease of use; diagnostic system, fuel indicator, pump oil warning and flexible detergent system
- C3 pump technology for superior durability

#### NEPTUNE 7-63

### Technical Data:

		NEPTUNE 8-103	NEPTUNE 7-63 X2	NEPTUNE 7-63
<b>Pump:</b>				
Pressure	bar/MPa	180/18	175/17.5	175/17.5
Cleaning Impact	kg/Force	10.8	6.3	6.3
Water Flow, Q <sub>MAX</sub> /Q <sub>IEC</sub>	l/h	2000/1950	1260/1170	1260/1170
Water Flow, Min.	l/h	850	400	400
Max inlet temp	°C	40	40	40
Water temp. (water/steam)	°C	70/140***	100/140	100/140
<b>Motor:</b>				
Flame Sensor		●	●	●
Power consumed	kW	12.0	8.3	8.3
	V/~ /Hz/A	400/3/50/21	400/3/50/15 **230-400/3/50/25-15	400/3/50/15 **230-400/3/50/25-15
Pump	RPM	1450	1450	1450
Fuel Tank	l	35	35	35
Fuel Consumption (ΔT=45° C)*	kg/h	6.0	5.6	5.6
Detergent Tank A + B	l	15+10	15+10	15+10
*Calculated value based on the maximum heating power				
<b>Standard Features:</b>				
Sound level - L <sub>Pa</sub>	dB(A)	80.2	76.6	76.6
Weight	kg	230	224	217
Dimensions L x W x H	mm	1190 x 702 x 1020	1190 x 702 x 1020	1190 x 702 x 1020
HP Hose	m/∅	10/DN10	20/DN10	10/DN10
<b>Standard Accessories:</b>				
Ergo 3000 Gun		●	● VarioPress	● VarioPress
Ergo 3000 Lance		Tornado	Tornado	Tornado
Tornado Plus Nozzle		● 0120	● 0680, **0700	● 0680, **0700
Full ceramic pistons		●	●	●
HP hose reel		○	●	○
El Cable / El cable reel	m	5 / ○	10 / ●	5 / ○

\*\* Dual-voltage models use Tornado Plus Nozzle 0700

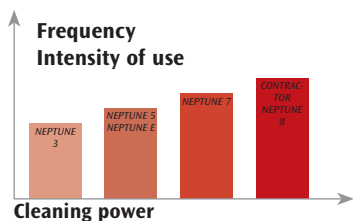
\*\*\* At reduced Waterflow

# Mobile Hot Water Pressure Washers



◀ NEPTUNE 5

The Nilfisk-ALTO NEPTUNE 5 series combines low running and maintenance costs, ease of use, low noise and high efficiency. It is the most effective partner for everyday, medium duty hot water cleaning in any sectors.



## Three-phase

### NEPTUNE 5-57 X

### NEPTUNE 5-57

### NEPTUNE 5-49 X

### NEPTUNE 5-49

### NEPTUNE 5-42

## Single-phase

### NEPTUNE 5-27

- EcoPower boiler. Low fuel consumption with high heating performance
- 1450rpm, 4-pole motors = low sound level and extend the lifetime of the pump
- Reduced maintenance costs and service time by up to 25%
- Ease of use; diagnostic system, fuel indicator, pump oil warning and flexible detergent system

## Technical Data:

		NEPTUNE 5-57 X	NEPTUNE 5-57	NEPTUNE 5-49 X	NEPTUNE 5-49	NEPTUNE 5-42	NEPTUNE 5-27
<b>Pump:</b>							
Pressure	bar/MPa	200/20	200/20	180/18	180/18	170/17	110
Cleaning Impact	kg/Force	5.7	5.7	4.9	4.9	4.2	2.7
Water Flow, Q <sub>MAX</sub> /Q <sub>IEC</sub>	l/h	1080/1000	1080/1000	970/900	970/900	860/800	700/630
Water Flow, Min.	l/h	400	400	400	400	400	400
Max inlet temp	°C	40	40	40	40	40	40
Water temp. (water/steam)	°C	80/140	80/140	80/140	80/140	80/140	80/140
<b>Motor:</b>							
Flame Sensor		●	●	●	●	●	●
Power consumed	kW	7.9	7.9	6.9	6.9	5.6	3.3
	V~/Hz/A	400/3/50/14 230-400/3/50/ 24-14	400/3/50/14 230-400/3/50/ 24-14	400/3/50/12.5 230-400/3/50/ 21,5-12,5	400/3/50/12.5 230-400/3/50/ 21,5-12,5	400/3/50/10 230-400/3/50/ 17-10	230/1/50/15
Pump	RPM	1450	1450	1450	1450	1450	1450
<b>Boiler &amp; Tanks:</b>							
Fuel consumption (ΔT=45° C)*	kg/h	4.8	4.8	4.3	4.3	3.9	3.1
Fuel tank	l	35	35	35	35	35	35
Detergent Tank A+B	l	15+10	15+10	15+10	15+10	15+10	15+10
*Calculated value based on the maximum heating power							
<b>Standard Features:</b>							
Sound level - L <sub>Pa</sub>	dB(A)	74.1	74.1	75.8	75.8	73.8	71.8
Weight	kg	189	184	189	184	180	175
Dimensions L x W x H	mm	1190 x 702 x 987	1190 x 702 x 987	1190 x 702 x 987	1190 x 702 x 987	1190 x 702 x 987	1190 x 702 x 987
HP Hose	m/Ø	20/DN10	10/DN10	20/DN8	10/DN8	10/DN8	10/DN8
<b>Standard Accessories:</b>							
Ergo 3000 Gun		● VarioPress	● VarioPress	● VarioPress	● VarioPress	● VarioPress	●
Ergo 3000 Lance		Tornado	Tornado	Universal	Universal	Universal	Universal
Tornado Plus Nozzle		● 0550	● 0550	● 0550	● 0550	● 0450	● 0450
Ceramic pump pistons		●	●	●	●	●	●
HP hose reel		●	○	●	○	○	○
El Cable / El cable reel	m	5 / ○	5 / ○	5 / ○	5 / ○	5 / ○	5 / ○





▲ NEPTUNE 3-41

▲ NEPTUNE 3-26

▲ NEPTUNE 3-22

**Wap  
KEW**  
TECHNOLOGIES

New Nilfisk-ALTO NEPTUNE 3: A compact hot water series designed for light and medium-duty applications in auto/transport, manufacturing and agriculture. It also features low running and maintenance costs, robustness and durability and high cleaning efficiency.

**Single phase**

**Three-phase**

NEPTUNE 3-22	NEPTUNE 3-26	NEPTUNE 3-26X	NEPTUNE 3-33	NEPTUNE 3-33X	NEPTUNE 3-41	NEPTUNE 3-41X
--------------	--------------	---------------	--------------	---------------	--------------	---------------

- EcoPower boiler. Low fuel consumption with high heating performance. Efficiency levels > 92%. Reduced air pollution
- SilentPower. 1450rpm, 4-pole motors also in the Nilfisk-ALTO NEPTUNE 3 deliver dramatic reductions in sound level compared to 2-pole motors and extend the lifetime of the pump
- QuickService. Maintenance costs are minimised because serviceability is maximised. Reduce service time by up to 25%
- Ergo System. Offers maximum ease of use on spray guns, lances, nozzles and couplings. The comfort will considerably reduce the user's level of fatigue at the end of the cleaning operation
- Compact design: Machine is easy to move around and transport from one site to another

**Technical Data:**

		Single phase			Three-phase			
		NEPTUNE 3-22	NEPTUNE 3-26	NEPTUNE 3-26X	NEPTUNE 3-33	NEPTUNE 3-33X	NEPTUNE 3-41	NEPTUNE 3-41X
Pressure	bar/MPa	105/10,5	140/14	140/14	160/16	160/16	180/18	180/18
Cleaning Impact	kg/Force	2.2	2.6	2.6	3.3	3.3	4.1	4.1
Water Flow, Q <sub>MAX</sub> /Q <sub>IEC</sub>	l/h	560/520	600/550	600/550	710/650	710/650	825/750	825/750
Water Flow, Min.	l/h	280	280	280	280	280	280	280
Max inlet temp	°C	40	40	40	40	40	40	40
Water temp. (water/steam)	°C	80	80/140	80/140	80/140	80/140	80/140	80/140

		Single phase			Three-phase			
		NEPTUNE 3-22	NEPTUNE 3-26	NEPTUNE 3-26X	NEPTUNE 3-33	NEPTUNE 3-33X	NEPTUNE 3-41	NEPTUNE 3-41X
Flame sensor		○	○	○	○	○	○	○
Power consumed	kW	2.85	3.27	3.27	4.6	4.6	5.2	5.2
	V/~ /Hz/A	230/1/50/15.6	230/1/50/15.6	230/1/50/15.6	400/3/50/7.7	400/3/50/7.7	400/3/50/9.9	400/3/50/9.9
Sound level	LPA	72	73	73	74	74	75	75
Fuel Tank	l	15	15	15	15	15	15	15
Fuel Consumption (ΔT=45° C)*	kg/h	2.55	2.8	2.8	3.2	3.2	3.7	3.7

\*Calculated value based on the maximum heating power

**Standard Features:**

		Single phase			Three-phase			
		NEPTUNE 3-22	NEPTUNE 3-26	NEPTUNE 3-26X	NEPTUNE 3-33	NEPTUNE 3-33X	NEPTUNE 3-41	NEPTUNE 3-41X
Weight	kg	118	120	125	125	130	125	130
Dimensions L x W x H	mm	1053x685x760	1053x685x760	1053x685x760	1053x685x760	1053x685x760	1053x685x760	1053x685x760
HP Hose	m/∅	10/DN6	10/DN8	15/DN8	10/DN8	15/DN8	10/DN8	15/DN8

**Standard Accessories:**

		Single phase			Three-phase			
		NEPTUNE 3-22	NEPTUNE 3-26	NEPTUNE 3-26X	NEPTUNE 3-33	NEPTUNE 3-33X	NEPTUNE 3-41	NEPTUNE 3-41X
Ergo 3000 Gun		●	●	●	●	●	●	●
Ergo 3000 Lance		Universal	Universal	Universal	Universal	Tornado	Tornado	Tornado
Tornado Plus Nozzle		04**	0370	0370	0400	0400	0400	0400
Detergent Tank	l	10	10	10	10	10	10	10
Full ceramic pistons		●	●	●	●	●	●	●
HP hose reel		○	○	●	○	●	○	●

\*\* Standard HD nozzle

# Hot Water Special-Purpose Pressure Washers



▲ NEPTUNE E



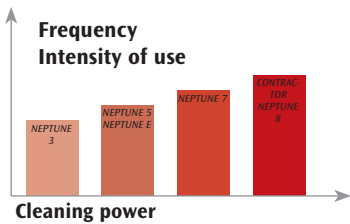
▲ CONTRACTOR SILENT



▲ CONTRACTOR HEAVY DUTY  
CONTRACTOR DIESEL

*Nilfisk-ALTO NEPTUNE E: An electrically heated hot water machine for special applications where exhausted gases are not allowed or desirable (e.g./ food industry or hazardous areas).*

*Nilfisk-ALTO CONTRACTORS: Heavy-duty petrol and diesel driven hot water units are ideal for intense cleaning applications in construction, public or industrial sectors. Ideal for use in cities and towns when placed on a trailer. Can be used to clean oil spills on beaches, and be used with salt water. Powerful heating system with steam stage for additional cleaning power against grease and oil.*



## Electrically-powered

- |                    |                    |
|--------------------|--------------------|
| <b>NEPTUNE E12</b> | <b>NEPTUNE E24</b> |
|--------------------|--------------------|
- 3 chamber heating tank for precise control of temperature and rapid heating of water
  - Automatic start/stop extends pump and motor lifetime
  - Ceramic pistons for resistance to preheated water and longer lifetime
  - WDK dual detergent injection system: self-cleaning valve allows you to select detergent A or B, and adjust concentration. Continual rinsing of the system prevents blockage or mixing of detergents

## Petrol-powered

- |                          |                          |
|--------------------------|--------------------------|
| <b>CONTRACTOR MASTER</b> | <b>CONTRACTOR SILENT</b> |
|--------------------------|--------------------------|
- Heavy-duty, 4 ceramic piston C3 pump
  - Electrical starting system for easy start-up
  - Robust steel chassis and frame
  - Low noise level thanks to all around cabinet
  - Heavy-duty, 4 ceramic piston C3 pump
  - Electrical starting system for easy start-up with no strain
  - Robust steel chassis and frame

## Diesel-powered

- |                              |                          |
|------------------------------|--------------------------|
| <b>CONTRACTOR HEAVY DUTY</b> | <b>CONTRACTOR DIESEL</b> |
|------------------------------|--------------------------|
- Heavy-duty, 4 ceramic piston C3 pump
  - Electrical starting system for easy start-up
  - Robust steel chassis and frame
  - Additional high pressure for use on concrete and incrusted dirt
  - Heavy-duty, 4 stainless steel piston 03 pump
  - Electrical starting system for easy start-up
  - Robust steel chassis and frame
  - High performance levels for optimal cleaning effect

### Technical Data:

		NEPTUNE E12	NEPTUNE E24	CONTRACTOR MASTER	CONTRACTOR SILENT	CONTRACTOR HEAVY DUTY	CONTRACTOR DIESEL
<b>Pump:</b>							
Pressure	bar/MPa	160/16*	160/16*	220/22	200/20	210/21	180/18
Cleaning Impact	kg/Force	3.8*	3.8*	6.1	6.9	5.6	6.2
Water Flow, Q <sub>MAX</sub> /Q <sub>IEC</sub>	l/h	740/-*	740/-*	1120/1010	1290/1200	1050/960	1230/1140
Water Flow, Min.	l/h	200*	200*	360	580	490	580
Max inlet temp	°C	70*	70*	35			
Water temp. (water/steam)	°C	30/80*	30/80*	80/150	100/150	100/150	100/150
Suction height (dry)	m			5	2	5	5
<b>Motor:</b>							
Power consumed	kW/HP	18	30	9.1 / 13	12.6/16.9	12.0/16.3	12.0/16.3
Motor type				Honda GX390, LXE	Mitsubishi S3L2-615G	Ruggerini MD151S	Ruggerini MD151S
	V~/Hz/A	400/3/50/xx	400/3/50/xx				
Boiler Fuel Tank	l			20	60 (shared with motor)	20	20
Motor Fuel Consumption	l/h			3.5	3.5	3	3
Boiler Fuel consumption (ΔT=45° C)*	kg/h			4.4	5.6	4.4	5.5

\*Calculated value based on the maximum heating power

### Standard Features:

		NEPTUNE E12	NEPTUNE E24	CONTRACTOR MASTER	CONTRACTOR SILENT	CONTRACTOR HEAVY DUTY	CONTRACTOR DIESEL
Weight	kg	180*	180*	220	510	315	315
Dimensions L x W x H	mm	1190 x 702 x 987	1190 x 702 x 987	1050 x 910 x 860	1160 x 910 x 1250	1160 x 910 x 1060	1160 x 910 x 1060
El Cable	m	5	5				
HP Hose	m/Ø	10/DN8	10/DN8	10/DN10	10/DN10	10/DN10	10/DN10

### Standard Accessories:

		NEPTUNE E12	NEPTUNE E24	CONTRACTOR MASTER	CONTRACTOR SILENT	CONTRACTOR HEAVY DUTY	CONTRACTOR DIESEL
Ergo 3000 Gun		●	●	●	●	●	●
Ergo 3000 Lance		Universal	Universal	Tornado	Tornado	Tornado	Tornado
Tornado Plus Nozzle		0435*	0435*	0500	0640	0640	0640
Full ceramic pistons		●	●	●	●	●	●

# Stationary Cold Water Pressure Washers

Accessories from page 26

Detergents from page 110



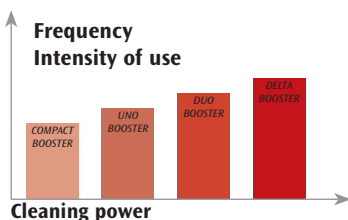

**Wap  
KEW**  
TECHNOLOGIES

## ◀ DELTA BOOSTER

The Nilfisk-ALTO DELTA BOOSTER is a unique cleaning system designed for use in all industrial environments, in food industry and in shipping. The Nilfisk-ALTO DELTA BOOSTER will support as many as 6 operators simultaneously, and was developed to fully meet the heaviest and most varied cleaning demands. Built with hygiene in mind and with a host of features, the Nilfisk-ALTO DELTA BOOSTER offers the flexibility of customised control as well as selectable water volume and pressure.

### DELTA BOOSTER

- As many as 6 simultaneous users per machine, and machines can be 'linked' for more users
- Intelligent control system: detects flow requirements, starts up correct number of pumps in relation to these requirements, and rotates pump usage. Detects and indicates faults
- Heavy duty C3 pump for intense use, long lifetime and high inlet temperature use
- High level of serviceability: easy access, possibility to remove defective pumps and continue working with remaining units
- Stainless steel design for extra hygiene and durability
- Possibility to work with pre-heated water to increase cleaning effect



### Technical Data:

Pump:		2 pumps	3 pumps	4 pumps	5 pumps	6 pumps
Pressure	bar/MPa	160/16	160/16	160/16	160/16	160/16
Cleaning Impact	kg/Force	Variable	Variable	Variable	Variable	Variable
Water Flow, Q <sub>IEC</sub>	l/h	1040-2080	1040-3120	1040-4160	1040-5200	1040-6240
Water Flow, Q <sub>MAX</sub>	l/h	2080	3120	4160	5200	6240
Max inlet temp	°C	80	80	80	80	80

Motor:		2 pumps	3 pumps	4 pumps	5 pumps	6 pumps
Total motor input power	kW	13.70	20.10	27.00	33.75	40.50
	V/~ /Hz/A	400/3/50/23.5	400/3/50/6+36	230/1/50/15.7	230/1/50/13	400/3/50/69.5
		230/3/50/42	230/3/50/62	230/3/50/xx	230/3/50/104	230/3/50/125
		440/3/60/21.5	440/3/60/32	440/3/60/43	440/3/60/53	440/3/60/64.5
		415/3/60/21.5	415/3/60/32	415/3/60/43	415/3/60/53	415/3/60/64.5
Pump	RPM	1400	1400	1400	1400	1400

### Standard Features:

Weight	kg	250	300	350	400	450
Dimensions L x W x H	mm	715 x 790 x 1800	715 x 790 x 1800	715 x 790 x 1800	715 x 790 x 1800	715 x 790 x 1800

### Standard Accessories:

Water inlet coupling type	Quick 3/4"	Quick 3/4"	Quick 3/4"	Quick 3/4"	Quick 3/4"
High pressure couplings	Quick 3/4"	Quick 3/4"	Quick 3/4"	Quick 3/4"	Quick 3/4"
Automatic Start/Stop	●	●	●	●	●
Water break tank	●	●	●	●	●
Diagnostic system	●	●	●	●	●


# Stationary Cold Water Pressure Washers



▲ DUO BOOSTER



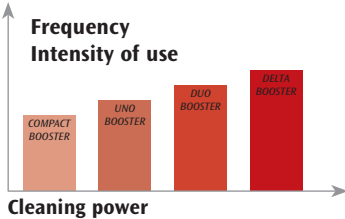
▲ UNO BOOSTER



▲ COMPACT BOOSTER

*Nilfisk-ALTO DUO/UNO BOOSTER: Stationary 1 and 2 pump cold water pressure washer for mid- and heavy-duty use in food industry, heavy industry and agriculture. Basic units or extended versions with possibility of customisation, using factory-mounted options.*

*Nilfisk-ALTO COMPACT BOOSTER: Medium class stationary cold water unit for everyday cleaning applications in small agriculture, bakeries, butchers, garages...*



## Three-phase

### DUO BOOSTER EXTENDED

- 2 pump system for 1 or 2 users
- High water flow for intense cleaning and flushing applications
- Heavy-duty, 4 ceramic piston C3 pump for use in intense applications
- Robust stainless steel design for additional hygiene and durability
- Extended electronic for factory mounted options (EXTENDED-version)

### DUO BOOSTER BASIC

### UNO BOOSTER EXTENDED

- High water flow for intense cleaning and flushing applications
- Heavy-duty, 4 ceramic piston C3 pump for use in intense applications
- Robust stainless steel design for additional hygiene and durability
- Extended electronic for factory mounted options (EXTENDED-version)

### UNO BOOSTER BASIC

### COMPACT BOOSTER

- 3 ceramic pistons pump
- Ergonomic design
- Stainless steel cabinet
- 1 pump
- Variable water flow and pump pressure

## Single-phase

### COMPACT BOOSTER-1

- 3 ceramic pistons pump
- Ergonomic design
- Stainless steel cabinet
- 1 pump
- Variable water flow and pump pressure

## Technical Data:

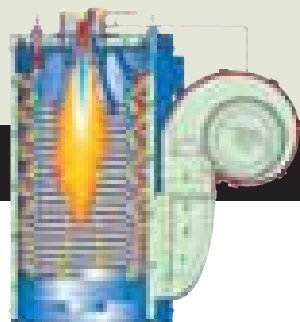
Pump:		DUO BOOSTER EXTENDED	DUO BOOSTER BASIC	UNO BOOSTER EXTENDED	UNO BOOSTER BASIC	COMPACT BOOSTER	COMPACT BOOSTER-1
Pressure	bar/MPa	160/16	160/16	160	160	110-30/11-3	110-30/11-3
Cleaning Impact	kg/Force	11.4	11.4	5.7	5.7	4.5	2.8
Water Flow - Q <sub>MAX</sub> /Q <sub>IEC</sub>	l/h	2400/2240	2400/2240	1200/1120	1200/1120	990/890	720/660
Water Flow - Min.	l/h	1120	1120	540	540	360	360
Max inlet temp	°C	70	70	70	70	55-60*	55-60*
Motor:							
Power absorbed	kW	2 x 6.7	2 x 6.7	6.7	6.7	5.5	3.2
	V/~ /Hz/A	230/3/50/47	230/3/50/47	230/3/50/21	230/3/50/21	230/3/50/16.7	220/1/60/18
		220/3/60/47	220/3/60/47	220/3/60/21	220/3/60/21	400/3/50/9.5	240/1/50/11.5
		400/3/50/24	400/3/50/24	400/3/50/12	400/3/50/12		
		440/3/60/22	440/3/60/24	440/3/60/11	440/3/60/11		
Pump	RPM	1450	1450	1450	1450	2800	2800
Standard Features:							
Weight	kg	160	160	81	81	55	55
Dimensions L x W x H	mm	370 x 800 x 900	370 x 800 x 900	370 x 700 x 500	370 x 700 x 500	720 x 353 x 370	720 x 353 x 370
El Cable	m	4	4	4	4	8	8
Standard Accessories:							
Full ceramic pistons		●	●	●	●	●	●
Stainless steel frame		●	●	●	●	●	●

# Stationary Hot Water Pressure Washers

Accessories from page 26

Detergents from page 110

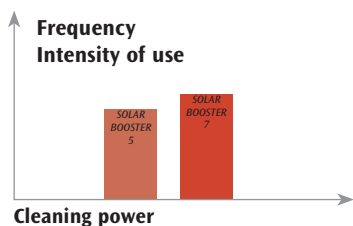
**Wap  
KEW**  
TECHNOLOGIES



◀ SOLAR BOOSTER 5 D  
SOLAR BOOSTER 7 D

**EcoPower Boiler:**  
Efficiency >92%.  
Major fuel and service cost savings.

The Nilfisk-ALTO SOLAR BOOSTER series is the ideal hot water stationary unit for tough applications in automotive, industry, shipping and food sectors. Low heating and running costs are combined with a concept that is easy to use and service. Units can be adapted to your own specific environments. Electrical, gas or diesel heated solutions are all available.



### Diesel/Oil-heated

#### SOLAR BOOSTER 7-57D

- Expandable control technology – possible customisation through options
- EcoPower boiler: high efficiency and reduced fuel costs
- Long life C3 pump with 1450 RPM motor: durable and low noise
- Ease to use and service: accessible, diagnostic system

#### SOLAR BOOSTER 7-51D

- Expandable control technology – possible customisation through options
- EcoPower boiler: high efficiency and reduced fuel costs
- Long life C3 pump with 1450 RPM moto : durable and low noise
- Ease to use and service: accessible, diagnostic system

#### SOLAR BOOSTER 5-35D

- Expandable control technology – possible customisation through options
- EcoPower boiler: high efficiency and reduced fuel costs
- Durable NP5 pump with 1450 RPM motor: long lasting and low noise
- Ease to use and service: accessible, diagnostic system

### Technical Data:

Pump:		SOLAR BOOSTER 7-57D	SOLAR BOOSTER 7-51D	SOLAR BOOSTER 5-35D
Pressure	bar/MPa	160/16	150/15	125/12.5
Cleaning Impact	kg/Force	5.7	5.1	3.5
Water Flow - (Q <sub>MAX</sub> )	l/h	1200	1100	835
Water Flow - Q <sub>IEC</sub>	l/h	1110	1030	780
Max inlet temp	°C	30	30	30

### Heating & Motor:

Heating capacity	kW	115	115	80
Water temp. (Max.)	°C	99**	99**	99**
Power absorbed	kW	8.8	7.6	5.8
	V/~ /Hz/A	400/3/50/15.5 230/3/50/25	400/3/50/13	400/3/50/10.5
Pump	RPM	1450	1450	1450
Fuel consumption (ΔT=45° C)*	kg/h	4.9	4.6	3.8
Delta T (at full flow)	°C	90	97	99

\*Calculated value based on the maximum heating power

### Standard Features:

Weight	kg	220	215	190
Dimensions L x W x H	mm	690 x 860 x 950	690 x 860 x 950	690 x 860 x 950
El Cable	m	4	4	4

### Standard Accessories:

Tornado Plus Nozzle		○ 0680	○ 0640	○ 0530
Ceramic pump pistons		●	●	●
PCB electronic control		●	●	●

# Stationary Hot Water Pressure Washers

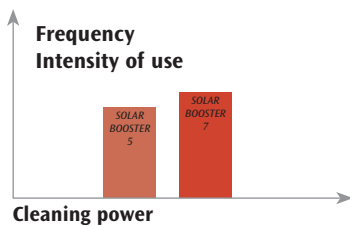


▲ SOLAR BOOSTER 7 E18H



▲ SOLAR BOOSTER 5 / 7 G + 7 GH

The Nilfisk-ALTO SOLAR BOOSTER series is the ideal hot water stationary unit for tough applications in automotive, industry, shipping and food sectors. Low heating and running costs are combined with a concept that is easy to use and service. Units can be adapted to your own specific environments. Electrical, gas or diesel heated solutions are all available.



## Electrically heated

### SOLAR BOOSTER 7-57E18H      SOLAR BOOSTER 7-37E18H

- Expandable control technology – possible customisation through options
- Electrical heating for use in hazardous areas or in food industry: pollution free
- Long life C3 pump with 1450 RPM motor: durable and low noise
- Ease to use and service: accessible, diagnostic system
- Feeder pump for higher inlet temperatures and increased cleaning effect

## Gas-heated

### SOLAR BOOSTER 7-57G      SOLAR BOOSTER 5-35G

- Expandable control technology – possible customisation through options
- 2 stage gas burner for stable, economic heating
- Long life C3 pump with 1450 RPM motor: durable and low noise
- Ease to use and service: accessible, diagnostic system

### SOLAR BOOSTER 7-51GH

- Expandable control technology – possible customisation through options
- Stainless steel heating chamber and boiler
- Long life C3 pump with 1450 RPM motor: durable and low noise
- Ease to use and service: accessible, diagnostic system
- Feeder pump for higher inlet temperatures and increased cleaning effect

## Technical Data:

Pump:		SOLAR BOOSTER 7-57E18H	SOLAR BOOSTER 7-37E18H	SOLAR BOOSTER 7-57G	SOLAR BOOSTER 5-35G	SOLAR BOOSTER 7-51GH
Pressure	bar/MPa	160/16	125/12.5	160/16	125/12.5	150/15
Cleaning Impact	kg/Force	5.7	3.7	5.7	3.5	5.1
Water Flow - (Q <sub>MAX</sub> )	l/h	1200	875	1200	835	1100
Water Flow - Q <sub>IEC</sub>	l/h	1110	810	1110	780	1030
Max inlet temp	°C	85	85	30	30	85
<b>Heating &amp; Motor:</b>						
Heating Tank before pump		●	●			●
Heating capacity	kW	18-60	18-60	90	80	70
Water temp. (Max.)	°C	85**	85**	99*	99*	85*
Power absorbed	kW	7.7+18	5.6+18	7.6	6.2	7.1
	V~/Hz/A	400/3/50/13+26	400/3/50/9.5+26 230/3/50/16.5+45	400/3/50/15.5	400/3/50/13	400/3/50/14.5
Pump	RPM	1450	1450	1450	1450	1450
Natural gas type L (10.35 kW/m <sup>3</sup> )	m <sup>3</sup> /h			9.3	8.3	7.3
Delta T (at full flow)	°C	14	19	70	88	59
<b>Standard Features:</b>						
Weight	kg	180	175	235	225	220
Dimensions L x W x H	mm	690 x 860 x 950	690 x 860 x 950	690 x 860 x 1250	690 x 860 x 1250	690 x 860 x 1250
El Cable	m			4	4	4
<b>Standard Accessories:</b>						
Tornado Plus Nozzle		○ 0680	○ 0530	○ 0680	○ 0530	○ 0640
Ceramic pump pistons		●	●	●	●	●
Feeder pump		●	●			●
PCB electronic control		●	●	●	●	●

# Stationary Hot Water Pressure Washers for Outdoor Use

Accessories from page 26

Detergents from page 110



**New**

**Wap  
KEW**  
TECHNOLOGIES

◀ TRUCK BOOSTER 5

Complete, stand-alone stationary units for external placement. Ideal for placing in haulage company forecourts, slaughterhouse vehicle cleaning areas...

### Three-phase

#### TRUCK BOOSTER 7-63D

- EcoPower boiler: high efficiency and reduced fuel costs
- Long life C3 pump with 1450 rpm motor: durable and low noise
- Internal heater – protects against frost
- Stainless steel design – robust and corrosion proof
- Ease to use and service

#### TRUCK BOOSTER 5-49D

- EcoPower boiler: high efficiency, reduced fuel costs
- Durable NP5 pump, 450 rpm motor: long lasting and low noise
- Internal heater – protects against frost
- Stainless steel design – robust and corrosion proof
- Ease to use and service

#### Technical Data:

Pump:		TRUCK BOOSTER 7-63D	TRUCK BOOSTER 5-49D
Pressure	bar/MPa	175/17.5	180/18
Cleaning Impact	kg/Force	6.3	4.9
Water Flow - (Q <sub>MAX</sub> )	l/h	1260	970
Water Flow - Q <sub>IEC</sub>	l/h	1170	930
Max inlet temp	°C	40	40
Water temp (water/steam)	°C	100/140	90/140
Motor:			
Power absorbed	kW	8.3	6.9
V/~/Hz/A		400/3/50/15.8 230-400/3/50/25	400/3/50/13.9
Pump	RPM	1450	1450
Fuel tank	l	33	33
Fuel consumption		5.6	4.3
Space for detergent tanks		2 x 25 l	2 x 25 l
Standard Features:			
Sound level	LPa	76	75.5
Weight	kg	285	275
Dimensions L x W x H	mm	1670 x 1025 x 715	1670 x 1025 x 715
HP Hose	m/∅	10/DN10	10/DN10
Standard Accessories:			
Ergo 3000 Gun	106402190	●	●
Ergo 3000 Lance		Tornado	Tornado
Tornado Plus Nozzle		0680	0550
Ceramic pistons		●	●
Internal heating system		●	●
WDK detergent system		●	●



# Stationary Self Service Pressure Washers for Outdoor Use

The Nilfisk-ALTO Self Service pressure washer line offers reliability, durability and profitability. Optimal cleaning and ease of use, combined with long lasting components and reduced down time. Ideal solutions for your business and your customers.

Nilfisk-ALTO NEPTUNE SB: The mobile solution. Combines compact design and low running costs with mobility. Ideal for lower frequency cleaning sites.

Nilfisk-ALTO AUTO BOOSTER: The AUTO BOOSTER draws on the new stationary technology to guarantee reliable, low cost and efficient cleaning on heavy use sites. A real money maker.

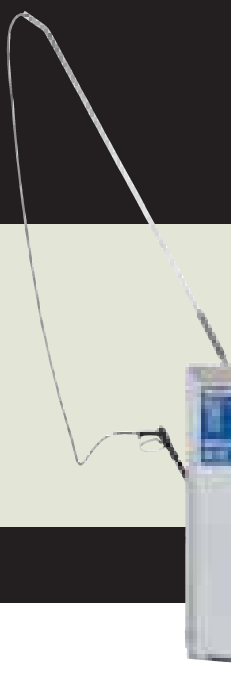
## Nilfisk-ALTO AUTO BOOSTER: Intelligent coin system

The coin mechanism in the Nilfisk-ALTO AUTO BOOSTER range will accept various currencies and coin sizes including tokens through a self learning programme. Coiner display shows remaining time countdown. Programme selection is manual. In association with 3 detergents and brush, up to 5 different programmes can be made available, including:

- Hot or cold water + detergent A
- Hot or cold water + ½ flow + detergent B including foam brush
- Hot or cold water (high pressure rinse)
- Hot or cold water + ½ flow + detergent C / wax
- Hot or cold water (high pressure rinse) – final rinse







**New**

**New**



◀ AUTO BOOSTER



◀ NEPTUNE SB

**Wap  
KEW**  
TECHNOLOGIES

*Nilfisk-ALTO AUTO BOOSTER: Easily installed, cost efficient and durable self service high pressure units that will guarantee excellent cleaning with minimum down time. Meaning more potential use and profit. Available in diesel or electrically heated versions. Up to 5 cleaning cycles possible.*

**Stationary units**

**AUTO BOOSTER 5-20D**

- EcoPower boiler ensures low fuel consumption and lower running costs
- NP5 pump – longlasting and low noise level
- Stainless steel frame, cabinet for long life. Corrosion proof
- Assisted gallows for ease of use

**AUTO BOOSTER 5-20E12**

- Stainless steel heating chamber
- NP5 pump – longlasting and low noise level
- Stainless steel frame, cabinet for long life. Corrosion proof
- Assisted gallows for ease of use

**Mobile unit**

**NEPTUNE SB\***

- Robust frame and chassis
- EcoPower Boiler
- 1450 RPM motor
- Low noise level
- Usable as Self Service or normal Pressure washer

**Technical Data:**

		AUTO BOOSTER 5-20D	AUTO BOOSTER 5-20E12	NEPTUNE SB*
<b>Pump:</b>				
Pressure	bar/MPa	70/7	70/7	80/8
Cleaning Impact	kg/Force	2	2	2.7
Water Flow - (Q <sub>MAX</sub> )	l/h			825
Water Flow - Q <sub>IEC</sub>	l/h	500	500	750
Max inlet temp	°C	40	40	40
Water temp	°C	60	60	80
Heating time from 10-70°C	min.	na	11.6	
Temp. after 5 minutes use	°C	na	45.1	
<b>Motor:</b>				
Flame sensor				
Power consumed	kW	4.5	12	5.5
V/~ /Hz/A		400/3/50/10.8 230/3/50/15.3	400/3/50/xx	400/3/50
Pump	RPM	1450	1450	1450
Fuel tank/Heating tank	l	33	33	35
Fuel consumption		2.7	2.7	
Space for detergent tanks		3 x 25 l	3 x 25 l	
<b>Standard Features:</b>				
Sound level	LPa	69	69	
Weight	kg	280	280	
Dimensions L x W x H	mm	1670 x 1025 x 715	1670 x 1025 x 715	
HP Hose	m/Ø	7.5/DN 6	7.5/DN 6	
<b>Standard Accessories:</b>				
Winter gun and lance		●	● 106402240	
Lance holder		●	●	
Tornado Plus Nozzle		0450	0450	
Ceramic Pistons		●	●	●
Internal heating system		●	●	
Assisted hose boom		●	●	
Brush attachment		●	●	
Closed circuit frost protection		●	●	
Water softener			Available as accessory, item no. 107370970	
Stainless steel frame		●	●	

\* Product is under development, specifications could vary





# Accessories for Mobile Pressure Washers

## Trigger Gun

### Ergo 3000 Gun

Ergo 3000 Gun, Swivel Lock  
VarioPress, Swivel Lock



## Side Bar

Soft Grip-Flexible solution:  
Adaptable to left or right handed use,  
long or short reaches.  
Fits to all Ergo 3000 Lances



## Lances

Nilfisk-ALTO offers a wide range of different lances depending on the specific cleaning application: simply high pressure, use of detergent, optimal flushing effect, close up work etc. Each task has its solution!

**Tornado 3000 lance** (without HP nozzle) For 1/8" NPT nozzle  
Robust stainless steel double pipe lance, pressure regulation at lance.  
Seperate low pressure nozzle. 70% more effective



	POSEIDON 2-24	POSEIDON 2-26	30CA-1 COM/SPR/POSEIDON 2-28	30CA COMPACT/SPECIAL	POSEIDON 5-28 / XT	POSEIDON 5-43	POSEIDON 5-54 / XT	POSEIDON 5-62 / XT	POSEIDON 5-63 / XT	POSEIDON 7-66 / FB / -59	POSEIDON 8-128	POSEIDON PE/TRITON PE	NEPTUNE 3-22	NEPTUNE 3-26 / X	NEPTUNE 3-33 / X	NEPTUNE 3-41 / X	NEPTUNE 5-25	NEPTUNE 5-27	NEPTUNE 5-42	NEPTUNE 5-49 / X	NEPTUNE 5-57 / X	NEPTUNE 7-62 / X	NEPTUNE 7-63 / X	NEPTUNE E	NEPTUNE 8	CONT. MASTER	CONT. DIESEL	CONT. SILENT	COMPACT BOOSTER	UNO / DUO BOOSTER	DELTA BOOSTER	SOLAR BOOSTER 5-35	SOLAR BOOSTER 7-37	SOLAR BOOSTER 7-51	SOLAR BOOSTER 7-57	Item No.			
L = 104																																							106402120*
L = 92																																							106402121
L = 200																																							106402122
L = 58																																							106402123

**Powerspeed Vario lance**, 103 cm  
High impact rotary jet with pressure regulation for tough jobs, adjustable spray angle 0°-20°



**The terminator**

0340																																							106402180
0370																																							106402181
0450																																							106402187
0500																																							106402182
0530																																							106402183
0640																																							106402184
0680																																							106402185
0750																																							106402186

**Powerspeed Vario lance**, 68 cm  
for work on scaffold and narrow areas



**New**

0340																																							106402130
0370																																							106402131
0450																																							106402137
0500																																							106402132
0530																																							106402133
0640																																							106402134
0680																																							106402135
0750																																							106402136

**Flexopower 3000 lance**  
(without HP nozzle) For 1/8" NPT nozzle. Concentrated Nozzle-jet with the possibility to switch to low pressure at the nozzle head for detergent injection or rinsing



L = 107																																							106402140*
L = 92																																							106402141

○ Supplementary accessories adapters not required ● Standard equipment or recommended equipment

\* Lance are various on POSEIDON 5-54 Standard and XT








## Nozzles

### Standard Nozzle, 60°, 1/8" NPT



	POSEIDON 2-24	POSEIDON 2-26	30CA-1 COM/SPEC./POSEIDON 2-28	30CA COMPACT/SPECIAL	POSEIDON 5-28 / XT	POSEIDON 5-43	POSEIDON 5-54 / XT	POSEIDON 5-62 / XT	POSEIDON 5-63 / XT	POSEIDON 7-66 / FB / -59	POSEIDON 8-128	POSEIDON PETRITON PE	NEPTUNE 3-22	NEPTUNE 3-26 / X	NEPTUNE 3-33 / X	NEPTUNE 3-41 / X	NEPTUNE 5-25	NEPTUNE 5-27	NEPTUNE 5-42	NEPTUNE 5-49 / X	NEPTUNE 5-57 / X	NEPTUNE 7-62 / X	NEPTUNE 7-63 / X	NEPTUNE E	NEPTUNE 8	CONT. MASTER	CONT. DIESEL	CONT. SILENT	COMPACT BOOSTER	UNO / DUO BOOSTER	DELTA BOOSTER	SOLAR BOOSTER 5-35	SOLAR BOOSTER 7-37	SOLAR BOOSTER 7-51	SOLAR BOOSTER 7-57	Item No.	
03		150	150	160																																	11724
04		120	120	120																																	5004
05		120	75	75	100	150	180						105	140	160	180								110		220		160								5005	
06		70	50	50	70	65	85	120	220	190			65	75	105	145	70							80		155	180	200	115	160		90	100			5006	
07		45		50	70	85	130	150					45	50	75	100	50	45								115	150	165	85	130		65	70	115	135	5007	
08					50	70	80	130	110					55	75											85	110	125	60	100		50	55	85	100	5008	
09						60	70	90	85						55												70	90	100	50	80			70	80	5009	
010							80	75																		55	70	80		65				55	65	5010	

### Tornado Plus Nozzle 1/8" NPT\*\*



0340 Violet				150																																101119735	
0350 Bordeaux				140	110	160																														101119736	
0370 Bronze				130	95	150							140																							101119737	
0400 Metallic Grey				120	80	125							105	120	160	180																				101119738	
0435 Blue				110	70	110							90	105	145	175																				101119739	
0450 Light Blue				90	60	100							80	95	130	170		110	170																	101119740	
0500 Yellow		120	80	50	80	110	180						65	75	105	145		90	135					110		220		160							101119741*		
0530 Red			70		70	80	120	200					55	65	90	125	90	80	120								195		140		125	125				101119742	
0550 Neon Green			110	60		65	75	110	160				50	60	85	120	85	75	115	180	200	90					185		135		100	115				101119743	
0600 Metallic Blue			90	50		55	65	90	165	220	190		55	75	100	70	60	95	155	170	70						155		115		90	100				101119744	
0640 Green			80			50	58	85	130	150	180		45	55	90	65	55	85	135	150	65						140	180	200	100	160		80	85	150	101119745	
0650 Pale Green			80			50	80	120	140	170				85	60	50	80	130	145	60							130	170	190	95	155		75	85	135	101119746	
0680 Grey			70			75	110	130	160					80	55	75	125	135	60	175							125	165	180	90	145		70	80	125	160	101119747
0700 Red Orange			50			70	100	120	150					75	50	70	115	125	50	160							115	150	165	85	130		65	70	115	135	101119748
0750 Skin Red						60	85	110	170	135				50													100	130	145	75	115		55	60	100	115	101119749
0800 Beige						50	70	90	130	120																	85	110	125	60	100		50	55	85	100	101119750
0850 White						65	80	105	100																		75	100	110	55	90		50	80	90	101119751	
0900 Mahogany Brown						55	70	95	85																		70	90	100	50	80		70	80	101119752		
1000 Graphite Black						50	60	75	70																		55	60	75				55	65	101119754		
1100 Orange						50	65	60																			50	65	150	60	65	55			55	101119756	
1200 Caramel Brown						60	50																				55		50	55						101119758	
1300 Brown						50		180																												101119760	
1500 Army Green																																				101119762	

### Nozzle protection cap



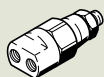
1 Fits on all Ergo 3000 Universal lances																																					18430
2 NEW Tornado 3000 lance nozzle cover																																					106402425

### Container cleaning nozzle 1/8"



Special nozzle for cleaning inside of barrels boilers etc.																																					15861
--	--	--	--	--	--	--	--	--	--	--	--	--	--	--	--	--	--	--	--	--	--	--	--	--	--	--	--	--	--	--	--	--	--	--	--	--	-------

### Vario nozzle casing



(without HP-nozzle) Allows the use of 2 different high-pressure nozzle (e.g. wide-angle jet stream, recircular-section jet stream) 1/8" NPT																																					5888
---	--	--	--	--	--	--	--	--	--	--	--	--	--	--	--	--	--	--	--	--	--	--	--	--	--	--	--	--	--	--	--	--	--	--	--	--	------

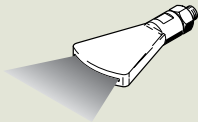

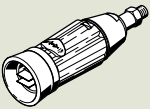

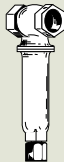

○ Supplementary accessories adapters **not required**

● Standard equipment or recommended equipment

\* Tornado Plus Nozzle 0500 for POSEIDON PE has different pressure values

\*\* With colour code ring for easy identification.

# Accessories for Mobile Pressure Washers

	POSEIDON 2-24	POSEIDON 2-26	30CA-1 COM/SPEC./POSEIDON 2-28	30CA COMPACT/SPECIAL	POSEIDON 5-28 / XT	POSEIDON 5-43	POSEIDON 5-54 / XT	POSEIDON 5-62 / XT	POSEIDON 5-63 / XT	POSEIDON 7-66 / FB / -59	POSEIDON 8-128	POSEIDON PE/TRITON PE	NEPTUNE 3-22	NEPTUNE 3-26 / X	NEPTUNE 3-33 / X	NEPTUNE 3-41 / X	NEPTUNE 5-25	NEPTUNE 5-27	NEPTUNE 5-42	NEPTUNE 5-49 / X	NEPTUNE 5-57 / X	NEPTUNE 7-62 / X	NEPTUNE 7-63 / X	NEPTUNE E	NEPTUNE 8	CONT. MASTER	CONT. DIESEL	CONT. SILENT	COMPACT BOOSTER	UNO / DUO BOOSTER	DELTA BOOSTER	SOLAR BOOSTER 5-35	SOLAR BOOSTER 7-37	SOLAR BOOSTER 7-51	SOLAR BOOSTER 7-57	Item No.																										
<b>Nozzles</b>																																																														
	<b>Steam jet nozzle 50° 1/8"</b>																																																													
	For hot-water high-pressure cleaners																																																													
	1.3																																																									54978				
	1.4																																																									301001812				
	1.5																																																									6692				
1.9																																																									14801					
	<b>Flexo power jet nozzle</b>																																																													
	(without HP-nozzle)																				●	●	●	●	●	●	●	●	●	●	●	●	●	●	●	●	●	●	●	●	●	●	●	●	●	●	●	●	●	●	●	●	●	●	●	●	●	●	●	63251		
Fits al ERGO 3000 Universal lances																																																														
	<b>Super Clean nozzle 1/8"</b>																																																													
	Spraying shapes form pencil to wide-angle jet stream, sucks up cleaning agent using low pressure, including high-pressure nozzle																																																													
	0405																																																											49412		
	0425																																																											57453		
	0490																																																											56825		
	0500																																																											56829		
	0510																																																											57082		
0560																																																											57714			
<b>Filters</b>																																																														
Sand filters are an essential piece of equipment to protect the pump from impurities in the water. Nilfisk-ALTO recommends the use of filters wherever water quality may be doubtful or sucked from tanks, lakes and rivers.																																																														
	<b>Sand Filter 50 micron</b>																																																													
	NITO																																																													6404329*
	GEKA																																																													106402201
	NITO																																																												106402203	
	NITO																																																												6401327*	
	NITO																																																												4810207*	
	Universal																																																											301000173		
	GEKA																																																											106402200		
	NITO																																																											106402202		
	Universal, without brackets																																																											1604461*		
Replacement Filter Cartridge for *																																																											1104041			
	<b>Sand filter</b>																																																													
	For machines with float chamber																																																													
	1" 1-3 pumps																																																												4601431	
	Filter Cartridge 1"																																																											1104050		
	1 1/2" 4-6 pumps																																																											6403436		
Filter Cartridge 1 1/2"																																																											4602439			
	<b>1 Suction filter with 4.5 m hose</b>																																																									61256				
	<b>2 Suction filter with footvalve, excl. hose</b>																																																											6400000		

○ Supplementary accessories adapters not required

● Standard equipment or recommended equipment











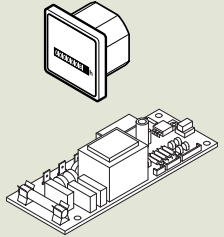
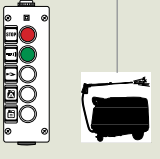
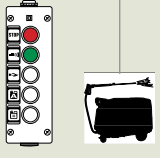









# Accessories for Mobile Pressure Washers

	POSEIDON 2-24	POSEIDON 2-26	30CA-1 COM/SPEC./POSEIDON 2-28	30CA COMPACT/SPECIAL	POSEIDON 5-28 / XT	POSEIDON 5-43	POSEIDON 5-54 / XT	POSEIDON 5-62 / XT	POSEIDON 5-63 / XT	POSEIDON 7-66 / FB / -59	POSEIDON 8-128	POSEIDON PETRITON PE	NEPTUNE 3-22	NEPTUNE 3-26 / X	NEPTUNE 3-33 / X	NEPTUNE 3-41 / X	NEPTUNE 5-25	NEPTUNE 5-27	NEPTUNE 5-42	NEPTUNE 5-49 / X	NEPTUNE 5-57 / X	NEPTUNE 7-62 / X	NEPTUNE 7-63 / X	NEPTUNE E	NEPTUNE 8	CONT. MASTER	CONT. DIESEL	CONT. SILENT	COMPACT BOOSTER	UNO / DUO BOOSTER	DELTA BOOSTER	SOLAR BOOSTER 5-35	SOLAR BOOSTER 7-37	SOLAR BOOSTER 7-51	SOLAR BOOSTER 7-57	Item No.																							
	<b>Lifting equipment</b>																																																										
	① POSEIDON 7																																																								301000703		
	② NEPTUNES																																																								301001090		
Lifting equipment incl. Central tube																																																								301001851			
	<b>Chimney Adapter 150 Ø</b>																																																										
	NEPTUNE/SOLAR BOOSTER D																																																								301001089		
	<b>Wheel kit for Contractor</b>																																																										
	Anti-freeze kit																																																									6401097	
	Allows you to introduce Anti-freeze solution into any machine with NITO inlet quick couplings.																																																							6401099			
		<b>① Water Break Tank</b>																																																									
		POSEIDON 5 (Shown in picture)																																																								301001309	
POSEIDON 7																																																								106101612			
CONTRACTOR																																																									6401110		
	<b>② Detergent tank kit</b>																																																										
	7 l tank, POSEIDON 5																																																									301001412	
	<b>Automatic Control Units</b>																																																										
	<b>Operating hours counter</b>																																																										
	Retrofit kit for DIY installation																																																										42628
	Circuit Board POSEIDON 5 with delayed Start Stop Function, 30 min Sleep Function and Leakage control. Standard on POSEIDON 5 Single Phase																																																										301001104
	<b>Softstarter</b>																																																										
Allows start of your machine with bad power supply on 16 A fuse.																																																										301001741	
	<b>Remote Control* - Complete installed.</b>																																																										
	With 1 control unit, 3 illuminated buttons + OFF (1 x detergent)																																																										
	NEPTUNE 5, 7, 8 & E																																																										301001355
	<b>Remote Control* - Complete installed.</b>																																																										
	With 1 control unit, 4 illuminated buttons + OFF (2 x detergent)																																																										
	NEPTUNE																																																										301001356
<b>Automatic system shut-down*</b>																																																											
Specify machine type when ordering																																																											
230 V																																																											
230 V																																																											
	<b>Pressure and Volume regulation</b>																																																										
	for DIY installation																																																										
<b>Flame Sensor for DIY installation</b>																																																											
Flame Sensor for DIY installation																																																											

○ Supplementary accessories adapters **not required**

● Standard equipment or recommended equipment

\* Deliverable factory mounted or installation by educated technician.

# Accessories for Cleaning



**New**

▲ BW 24/35



▲ 1.5



▲ 8P



▲ 5S

▲ 10SP

▲ 20S

Liquid sprayers complete as shown

## Brake Washers

Technical Data:		BW24	BW35
Waterflow	l/h	90	90
Pressure max	bar	6	6
Tank capacity, Stainless	l	24	35
Temperature	°C	15-95	15-95
Overheating safety valve		Yes	Yes
Heating element	W	2000	3000
Heating time (full tank)	min.	35	35
Power consumption	A	9.0	13
Power supply		1 x 240/50	1 x 240/50
Gun		Nilfisk-ALTO	Nilfisk-ALTO
Hose, length	m	2	2
Dimensions L x W x H	mm	445 x 570 x 1060	465 x 595 x 1120
Wash tray, L x W x H	mm	550 x 450 x 200	550 x 450 x 200
Weight	kg	40	40
Item No.		101109020	101109030

## Liquid sprayers

Technical Data:		1.5	8P	5S	10SP <sup>1</sup>	20S
<b>Pump:</b>						
Tank capacity	l	1.25	8	5	10	20
Working pressure	bar/psi	2/29	3/43	6/87	6/87	6/87
Length of hose	m	-	1.3	1	4	4
Seal		Viton	Viton	Viton	Viton	Viton
Diameter	mm	130	200	190	210	210
Height	mm	300	620	455	545	770
Weight	kg	0.4	2.2	3.1	6.6	7.7
Item No.		80853	25598	7110005	7110010	7110020
<b>Accessories:</b>						
Multi spray gun			●	●	●	
Manual pump			●	○	●	
Trolley			○	●		
Lance with flat jet nozzle			○	○	○	
Spray gun			○	○	○	
Extension tumbler 400 mm			○			
Foam nozzle				○	○	○

\* Can only be used together with spray gun no. 4810328

<sup>1</sup> The 10SP is a stainless steel tank for durability, with a polyethylene internal liner for use with detergents containing chlorine or those with a pH below 3. Hand pump is optional.



## SPECIAL ACCESSORIES FOR DETERGENTS

	Item No.
Measuring cup with handle 2 l, graduated	80726
Outlet valve for 10 l canister	308000067
Outlet valve for 20 l canister	80095
Outlet valve for 220 kg barrel (not shown)	80107
Barrel pump, polyethylene, 120 cm For removing detergent from barrels with manual pump mechanism	80839

# Accessories for Stationary Pressure Washer Solutions



▲ TRK 100/1



▲ TRK 25



▲ TRK 150



▲ FRK 150

Cleaning heads: For excellent cleaning results

## Cleaning Heads for Tanks, Barrels and Containers

### TRK 100/2

- Stainless steel
- Electric drive

### TRK 100/1

- Stainless steel
- Electric drive

### TRK 25

- Nickel-plated brass\*\*
- Electric drive\*\*\*

### TRK 150

- Stainless steel
- Hydraulic drive

## Surface Cleaning

### FRK 150

- Stainless steel
- Hydraulic drive

### Technical Data:

		TRK 100/2	TRK 100/1	TRK 25	TRK 150	FRK 150
Max. flow rate	l/h	3600	2400	2400	2400	2400
Operating pressure	bar	approx. 60	approx. 60	180	250	250
No. of nozzles	pieces	2	1	2	2	3
Connected load	V	3 x 42	3 x 42	230	hydraulic	hydraulic
Drive	kW	0.18 electric	0.18 electric	0.056 electric	hydraulic	hydraulic
Length	mm	feed length 935*	feed length 935*	1000	185	185
Item no.		54146	15209	7847	22308	60325

	TRK 25	TRK 100	Item No.
<b>ACCESSORIES TRK</b>			
<b>Double handle</b>	<input type="radio"/>	<input type="radio"/>	7848
For quick applications without fixing			
<b>Bunghole mount</b>	<input type="radio"/>	<input type="radio"/>	7849
Adjustable rubber cone			
<b>Barrel mount</b>	<input type="radio"/>	<input type="radio"/>	7850
With plastic R 2" standard thread and special M 64 x 4 thread			
<b>Power control required</b>	<input type="radio"/>	<input type="radio"/>	15210
For TRK 100, 3 x 42 V, with main switch on/off button			
<b>Dirt trap required</b>	<input type="radio"/>	<input type="radio"/>	17449
Stainless steel			

Detergents from page 110





## Multipressure lances for DELTA BOOSTER

	Desired pressure	Desired flow	No of pumps required	Item No.
Colour coded lance system for DELTA BOOSTER and DELTA B. Facilitates regulation of pressure and flow.				
<b>DELTA BOOSTER Lance, 160 bar, 930 mm</b>				
White	27	1.020	1	6300846
Black	27	2.100	2	6300847
Brown	50	1.020	1	6300848
Green	53	1.980	2	6300849
Blue	80	1.020	1	6300850
Red	80	1.620	1.5	6300851
Orange	107	1.020	1	6300852
Yellow	107	1.560	1.5	6300853
Chrome	152	1.020	1	6300870
<b>DELTA BOOSTER Lance, 160 bar, 570 mm</b>				
White	27	1.020	1	6300854
Black	27	2.100	2	6300855
Brown	50	1.020	1	6300856
Green	53	1.980	2	6300857
Blue	80	1.020	1	6300858
Red	80	1.620	1.5	6300859
Orange	107	1.020	1	6300860
Yellow	107	1.560	1.5	6300861
Chrome	152	1.020	1	6300871
<b>DELTA BOOSTER Lance, 160 bar, 100 mm</b>				
White	27	1.020	1	6300862
Black	27	2.100	2	6300863
Brown	50	1.020	1	6300864
Green	53	1.980	2	6300865
Blue	80	1.020	1	6300866
Red	80	1.620	1.5	6300867
Orange	107	1.020	1	6300868
Yellow	107	1.560	1.5	6300869
Chrome	152	1.020	1	6300872
<b>DELTA BOOSTER Lance, 120 bar, 930 mm</b>				
White	20	1.020	1	6301873
Black	20	1.980	2	6301874
Brown	40	960	1	6301848
Green	40	1.920	2	6301849
Blue	60	960	1	6301850
Red	60	1.560	1.5	6301851
Orange	80	1.020	1	6301852
Yellow	80	1.620	1.5	6301853
Chrome	114	1.020	1	6301870
<b>DELTA BOOSTER Lance, 120 bar, 570 mm</b>				
White	20	1.020	1	6301854
Black	20	1.920	2	6301855
Brown	40	960	1	6301856
Green	40	1.920	2	6301857
Blue	60	960	1	6301858
Red	60	1.560	1.5	6301859
Orange	80	1.020	1	6301860
Yellow	80	1.620	1.5	6301861
Chrome	114	1.020	1	6301871
<b>DELTA BOOSTER Lance, 120 bar, 100 mm</b>				
White	20	1.020	1	6301862
Black	20	1.920	2	6301863
Brown	40	960	1	6301864
Green	40	1.920	2	6301865
Blue	60	960	1	6301866
Red	60	1.560	1.5	6301867
Orange	80	1.020	1	6301868
Yellow	80	1.620	1.5	6301869
Chrome	114	1.020	1	6301872


# Increased Flexibility with Nilfisk-ALTO Options



The Nilfisk-ALTO UNO, DUO and SOLAR BOOSTERS can be equipped with an electronic control board. This gives the possibility to use a wide range of factory-mounted options and equipment such as remote control, coin boxes, pressure relief...

The use of options means that a standard machine is quickly and easily configured to become a customer-specific solution.

Option	Description	UNO BOOSTER BASIC	UNO BOOSTER EXTENDED	DUO BOOSTER BASIC	DUO BOOSTER EXTENDED	SOLAR BOOSTER D/G	SOLAR BOOSTER E/GH
High Pressure detergent manual	Injection of detergent under high pressure, manually controlled at the machine	107340903	107340903	107340903	107340903	107340903	na
1 x detergent, electronic	Injection of 1 x detergent under high pressure controlled by solenoid valve and dosing unit. Detergent can be activated at a remote control unit or coin box. NOTE : For the DUO BOOSTER, the activation of detergent will only lead to the use of 1 of the 2 pumps capacity. For a special solution using 2 pump water capacity and injection of detergent, please request a special project.	na	107340900	na	107340906	107370952	107370952
2 x detergent	Injection of 2 x detergent under high pressure controlled by solenoid valve and dosing unit. Detergent can be activated at a remote control unit or coin box. NOTE : For the DUO BOOSTER, the activation of detergent will only lead to the use of 1 of the 2 pumps capacity. For a special solution using 2 pump water capacity and injection of detergent, please request a special project.	na	107340901	na	107340907	107370953	107370953
Pressure Relief	If the system is not in use for 10 minutes (or 20 seconds after the system closes down), a valve opens and relieves the pressure in the high pressure piping line. The entire system is free of pressure and must afterwards be started again.	na	107340902	na	107340902	107340902	107340902
No-Scale	Prevents scale in the boiler or internal water tank.	na	na	na	na	107370958	107370958
Low water security	Pressure switch on water inlet of the stationary unit. Set to 1 bar. Inlet water lower than 1 bar - the motor pump stops avoiding the unit running in "dry" mode.	107340905	107340905	107340905	107340905	107340905	Standard



Description							
Cold Warm switchover	Allows double water inlet (hot and cold) and switchover between sources.	na	107340915	na	107340916	na	na
Output reduction	Reduction of flow and pressure to a pre-chosen level. It allows increase in the concentration of detergent. The customer can choose % of reduction.	Text order	Text order	Text order	Text order	107370951	107370951
Water Inlet security	Comprises of a magnetic valve on the water tap, 5m cable and a 24v, DC plug. If the hose breaks, the valve on the tap closes, preventing water spill.	107340910	107340910	107340910	107340910	107340910	
Remote Control boxes	On-Off = 2 buttons	107340911	107340911	107340911	107340911	107340911	107340911
	On-Off + 1 function (burner or option ) = 3 buttons	na	107340912	na	107340912	107340912	107340912
	On-Off + 2 functions (burner or option ) = 4 buttons	na	107340913	na	107340913	107340913	107340913
	On-Off + 3 funtions (burner or option ) = 5 buttons	na	107340914	na	107340914	107340914	107340914
	Mains cut off button	29277	29277	29277	29277	29277	29277
Coin Boxes	Mechanical, simple on-off, €½	54328	54328	54328	54328	54328	54328
	Mechanical, simple on-off, €1	54329	54329	54329	54329	54329	54329
	Mechanical, simple on-off, €2	54331	54331	54331	54331	54331	54331
	Mechanical, simple on-off, Tokens	54330	54330	54330	54330	54330	54330
	Mechanical, on-off + 1 detergent, €½	54332	54332	54332	54332	54332	54332
	Mechanical, on-off + 1 detergent, €1	54333	54333	54333	54333	54333	54333
	Mechanical, on-off + 1 detergent, €2	54335	54335	54335	54335	54335	54335
	Mechanical, on-off + 1 detergent, Token	54334	54334	54334	54334	54334	54334
	Electronic, rotary switch, without LCD	na	29272	na	29272	29272	29272
Electronic, rotary switch, with LCD	na	54321	na	54321	54321	54321	
Kit for coin box	It allows the mounting of mechanical coin boxes on UNO and DUO BOSTER Basic versions.	107340908	107340908	na	na	na	na
Connection to external booster	It allows the connection of 2 SOLAR BOOSTERS together, or the conneciton of a SOLAR BOOSTER to a UNO BOOSTER, to increase water capacity.	On demand	On demand	On demand	On demand	On demand	On demand
Frost protection (lost - requires pressure relief)	Standard		107370954		107370954	107370954	107370954
	Deluxe with heater		107370955		107370955	107370955	107370955

# Accessories for Stationary Pressure Washer Solutions

## Basic Equipment

		Item No.
Chemical reservoir	45 l	80051
All machine types	120 l	80056
Water intake hose		
R3/4"-2.5 m (1xGeka)		11427
Spray set for flow/pressure regulation (Depending on machine type)		On request
<b>UNO/DUO BOOSTER</b>		
Feet for UNO Booster		107303119
Water inlet security kit		
UNO/DUO BOOSTER Basic & Extended, SOLAR BOOSTER		107340910
Low water security < 1 bar*		
UNO/DUO BOOSTER Basic & Extended, SOLAR BOOSTER		107340905
<b>Options for TRUCK BOOSTER (factory mounted)</b>		
Insulation pad kit		107370975
Anti-Frost closed circuit kit		107370971
Remote Control Box, four buttons (stop, on, hot water, detergent)		107370973
Anti-Calc kit		107370974

## Equipment for High Pressure Outlet Point

Block ball valve, DN 8		
galvanised, with quick coupling, (WAP)	Ø 18	4287
galvanised, with quick screw connection, (WAP)	Ø18	14310
stainless steel, with quick screw connection, (WAP)	Ø 12	23413
Ball valve, DN 10		
galvanised, with quick screw connection,	Ø 15	6402024
stainless steel, with quick screw connection,	Ø 15	6402023
Wall bracket for high pressure hose		
plastic		5709
aluminium		24865
Lance holder, PVC incl. mounting materials - not for Tornado lance		65763

## Self-Service Application Accessories - AUTO BOOSTER

Self-service brush attachment		106402241
Spray lance for brush attachment	1020 mm	106402169
Water Softener for AUTO BOOSTER		107370970
Winter-proof trigger on/off gun		106402240

## Fuel Supply

Fuel oil de-aerator		23819
Connection pieces with quick-closing filter and pressure reducer		1734
Oil suction hose, 2 m		3233
Quick-closing filter (suction mode)		3236
Pump unit for increasing oil pressure		5706
Oil pressure reducer		3237
Gas threshold hose, 3/4"		54026

## Flue Exhaust Gas (chimney on request)

Flue pipe curve, stainless steel Ø 150-45°		22744
Flue pipe, stainless steel, 1 m Ø 150 mm		22748
Chimney Adaptor 150 Ø SOLAR BOOSTER		301001089



## High Pressure Piping

Item No.

(Other diameters on request)

Connection hose with quick couplings KEW DN 10 x 0.6 m 6300843

High pressure pipe By the metre	DIN 2391 galvanised	Ø 15 x 1.5	909100060
		Ø 18 x 1.5 mm	2584
		Ø 30 x 3.0 mm	5213202
		Ø 22 x 2.0 mm	5203385

EN ISO 1127/DIN 17458 stainless steel		Ø 15 x 1.5 mm	909100059
		Ø 18 x 1.5 mm	20317
		Ø 30 x 3.0 mm	5213740
	DIN 2462	Ø 15 x 1.5 mm	5203732
		Ø 22 x 2.0 mm	5203724
	DIN 2463	Ø 15 x 2.0 mm	5213665
	Ø 22 x 2.0 mm	5203690	

Straight screw connection, galvanised		Ø 15	1603455
		Ø 18	909100050
		Ø 22	1603489
		Ø 30	1603547

Straight screw connection, stainless steel		Ø 15	1603612
		Ø 18	909100051
		Ø 22	1603687
	Ø 30	1603760	

Elbow screw connection, galvanised		Ø 15 x 15 mm	1603398
		Ø 15 x 15 mm smooth	1603242
		Ø 18 x 18 mm	909100058
		Ø 22 x 22 mm	1603505
		Ø 22 x 15 mm	1603513
		Ø 30 x 30 mm	1603562

Elbow screw connection, stainless steel		Ø 15 x 1.5 mm	1603638
		Ø 15 x 15 mm smooth	1608439
		Ø 18 x 18 mm	11429
		Ø 22 x 22 mm	1603703
	Ø 30 x 30 mm	1603786	

T-screw connection, galvanised		Ø 15 x 15 mm	1603463
		Ø 15 x smooth x 15 mm	1603471
		Ø 18 x 18 x 18 mm	909100056
		Ø 22 x 22 x 22 mm	1603521
		Ø 22 x 15 x 22 mm	1603539
		Ø 30 x 30 x 30 mm	1603570

T-screw connection, stainless steel		Ø 15 x 15 x 15 mm	1603620
		Ø 15 x smooth x 15 mm	4809870
		Ø 18 x 18 x 18 mm	909100057
		Ø 22 x 22 x 22 mm	1603729
		Ø 22 x 15 x 22 mm	4800172
		Ø 30 x 30 x 30 mm	1603794

Union nut, galvanised		Ø 15	1603374
	Screw connection	Ø 18 - 15 mm	909100052
		Ø 22	1603134
	Ø 30	1603604	

Union nut, stainless steel		Ø 15	1603679
	Screw connection	Ø 18 - 15 mm	909100053
		Ø 22	1603752
	Ø 30	1603828	

Pipe clip, rubber-mounted		Ø 12 - 15 mm	10989
		Ø 18 mm	22553

Hydraulic accumulator For vibration damping in piping (incl. connection material)		2 x 3/8" quick couplers	6400085
		Ø 15	301000401
		Ø 18	6343
	Stainless steel*	Ø 15	301000400
	Ø 18	54147	

# Accessories for Stationary Pressure Washer Solutions

## High Pressure Piping

		Item No.
Cutting ring, galvanised	Ø 15	1603366
	Ø 18	3051
	Ø 22	1603150
	Ø 30	1603596
Cutting ring, stainless steel*	Ø 15	1603661
	Ø 18	20745
	Ø 22	1603745
	Ø 22	1603810

Wall mounting bracket, black painted	Ø 15 - 22 mm (30 mm high)	6300501
	Ø 30 mm (30 mm high)	6300503
Wall mounting bracket, stainless steel*	Ø 15 - 22 mm (30 mm high)	6300500
	Ø 15 - 22 mm (57 mm high)	6300520
	Ø 30 mm (30 mm high)	6300502

Pipe holder for above, plastic (galvanised screw and nuts)	Ø 15	6300450
	Ø 22	6300451
	Ø 30	6300452

Hydro-Ball valve, galvanised	Ø 15 x 3/8" nipple	6402024
- as 6402024 but with stainless steel nipple		
cutting ring, union nut	Ø 15 x 3/8" nipple	6402026
acid proof	Ø 15 x 3/8" nipple	6402023
Frost security valve	Ø 15 x 15 mm	6402071

## Electrical Installation Materials

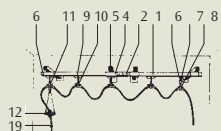
<b>Installation protective pipe, hard PVC</b>		
For medium mechanical loading in rods of 3 m	pipes DN 13.5	2587
each (price per m)	DN 16.0	17332
	DN 21.0	17333
clamps DIN 4901602	PG 13.5	2588
	PG 16.0	17341
	PG 21.0	17342

<b>Splitting box, 80 x 80 mm</b>		
Control cable	3 x 0.75 mm <sup>2</sup>	3392
Flexible, as a connection cable,	3 x 1.5 mm <sup>2</sup>	5212
for medium mechanical loading	5 x 1.5 mm <sup>2</sup>	3396
(price per running m)	7 x 0.75 mm <sup>2</sup>	17388
	9 x 0.75 mm <sup>2</sup>	5713
	12 x 1 mm <sup>2</sup>	9176
	18 x 0.75 mm <sup>2</sup>	24429
	18 x 1 mm <sup>2</sup>	22022

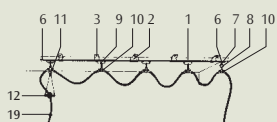
## Hose Routing Systems

① Slide rail, 40 x 40, galvanised	4 m	7973
	6 m	7974
② Slide rail connector, 40 x 40	galvanised	7975
③ Slide rail bracket, 40 x 40	galvanised	7976
	For ceiling mounting	
④ Connection piece (spacer) 40 x 40, for ceiling and wall mounting	galvanised	7977
	For ceiling mounting	
⑤ Wall spacer, 40 x 40	galvanised	7978
	500 mm long	
⑥ End stopper		7979
⑦ Eyelet		7980
⑧ Snap link		7981
⑨ Hose trolley for slide rails		7982
⑩ Hose bracket	10-16 mm DN 8	52964
⑪ Hose bracket with eyelet	10-16 mm DN 8	52966
⑫ Strain relief	10-16 mm DN 8	52967
	Balancer, 3-6 kg	7985
⑬ Pivot joint, straight		37450

### SCHEMATIC DIAGRAM: HOSE ROUTING SYSTEM



Wall mounting



Ceiling mounting



### Hose Routing Systems

Item No.

#### Ceiling boom

① 1750 mm	galvanised	37851
	stainless steel	37871
② 1600/1750 mm	stainless steel	309000209
③ 2750 mm	stainless steel	309000269

#### ④ Wall boom

2000 mm	galvanised	37137
	stainless steel	37742
3000 mm	galvanised	309000662
(1) right resting position		
(2) left resting position		

#### Pivoting boom

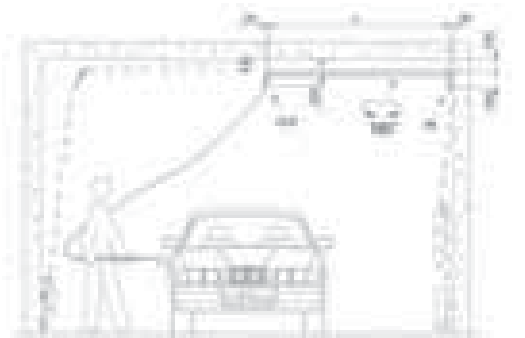
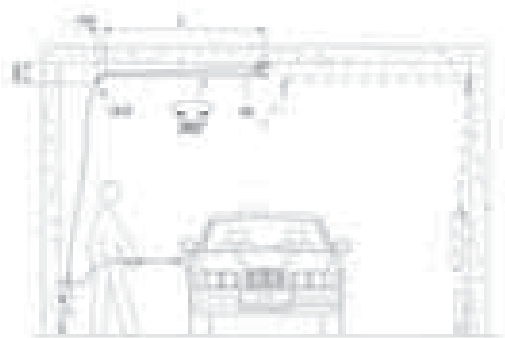
With integrated high pressure pipe, with wall bracket	3 m long	4048
--	----------	------

#### Pivoting boom

As 4048 but with 10-16 mm DN8 hose trolley and wall bracket		
	3 m long	53001
	4 m long	53002
	5 m long	7991
	6 m long	7992

#### Free-standing column, floor-mounted

4 m high, 3 m long pivoting boom with 10-16 mm DN8 hose trolley, 20 kg max. load capacity		23168
---	--	-------



The right choice

# Vacuum Cleaners

Powerful, efficient and silent vacuum cleaning.  
For every application!



## The right choice

Nilfisk-ALTO offers a complete range of innovative and powerful Wet & Dry vacuum cleaners - all designed to accommodate the most demanding professional's cleaning needs - but each one of them designed to match a specific level of requirements, in terms of suction power and important features such as very low noise level and high performance, automatic or semi-automatic filter cleaning.

When you have studied the program, you will realize why we are the better alternative.

### ▲ Dust extractor

Controlled by your electric or pneumatic hand tools, these Automatic machines also provide the high-speed airflow necessary to handle fine dust. Look for -2x or -3x models in any series.

### ▲ Health & Safety

If you are working with hazardous or explosive dust, see the complete range of Health & Safety vacuums for Class L, M, H, Asbestos, Type 22 and ATEX Zone 2 beginning on page 56.

## ATTIX 761-21 XC

### Model name

#### Machine Class

- 3 = ATTIX 3
- 5 = ATTIX 5
- 6 = SQ 6
- 7 = ATTIX 7
- 8 = SQ 8

#### Drive

- 5 = Uni-motor
- 6 = Uni-motor with filter cleaning system
- 9 = EC-drive

#### Container Type


- 0 = Fixed
- 1 = Tiltability & Removable
- 3 = External

### Feature Class

- 0 = Basic type
- 1 = Convenience outlet
- 2 = Auto OnOff for electric power tool
- 3 = Auto OnOff for electric and pneumatic tool
- 6 = Liquid vacuum
- 7 = Fire brigade vacuum
- 9 = GPV (GunPowderVac)

### Special Types (e.g. Dust class, etc.)

- 1 = CE
- M = M + L
- H = H + M + L + Asbestos
- M/B1 = M + L + Type 22
- XC = XtremeClean Filter cleaning system
- ED = EasyDisposal



▲ **Liquid Vac - Fire Brigade**  
Ideal for disaster recovery such as floods or fires, these machines will pick up water at 200 l/m and discharge it automatically as much as 9 m higher than the machine or more than 50m away from the machine. See Page 52 for details.

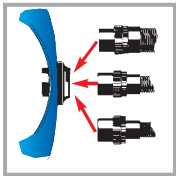
▲ **Industrial vacuum cleaning**  
High volume and airflow make these models perfect for stationary applications and for extra heavy-duty applications. Nilfisk-ALTO DYNAMICS can support multiple operators. See Page 55 for details.



Why compromise

# Vacuum Cleaners

... and their features and benefits



### MultiFit

A universal inlet fitting which makes it possible to connect every accessory to any of our vacuum cleaners without any problems.



### AntiStatic

A conductive discharger link between inlet fitting and earth, preventing sparks and shocks.



### FlowSensor

Sounds an alarm if the air flow drops below a critical volume in Safety Vacs.



### HighFiltration

Already the Nilfisk-ALTO standard vacuums offer a high filtration level. But it can even be improved by using HEPA-filters or working with M or H class safety vacs.



### EC-Drive

A brushless, ignition-source-free single-phase EC motor that is electronically regulated for precise power control.



### AutoOnOff

The vacuum switches on and off automatically with electric or pneumatic tools.



### 2 Motors

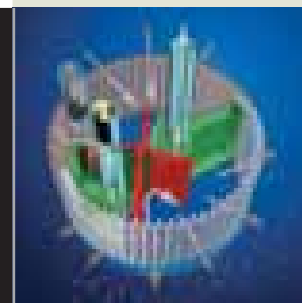

Double the power against the toughest dirt. The 2 Motor concept guarantees maximum suction power and huge performance reserved for specific applications.

**XtremeClean**  
Automatic Filter Cleaning System

**Push&Clean**  
Filter Cleaning System

**DualFilter**  
Double-layer filterbag + Cloth filter

**SilentPower**  
Quiet Impact



▲ **SoftStart** - a gentle start-up limiting the starting power, saves the fuses, reduces wear and tear and adds to the motor's life-expectancy.

▲ **Push&Clean**  
For fast and simple filter cleaning. ① Block the inlet fitting or the hose and ② Push and release the filter cleaning button, and ③ The filter is cleaned.

▲ **XtremeClean**  
The filter is automatically cleaned without interrupting your work for even a second. Industry-leading innovation = Amazing performance.


**NEW**

# Nilfisk-ALTO ATTIX 7

*Superior suction power, silent operation and innovative features. - Why compromise*

## Why Compromise

XtremeClean technology lets you keep working longer, even working with fine dust.  
① XtremeClean ② Semi-automatic filter cleaning systems ③ Manual filter cleaning systems.



Nilfisk-ALTO ATTIX 7 offers so much more to Wet & Dry vacuum cleaning

- **ERGONOMIC DESIGN** to further improve the handling and usage of the Nilfisk-ALTO ATTIX 7 - e.g. with the new sturdy transportation grip, the functional tool tray on top or the tube holder and the accessory bag.
- **SILENT POWER** because the best vacuums are seen and not heard. Friendly for the users, and for other people nearby. Nilfisk-ALTO ATTIX 7 - performance that is simply unheard of!
- High performance with 2-stage turbines and bypass motors.
- High efficiency for users with the tilting and removable container, and optional features like XtremeClean and Automatic On/Off.
- Robust with a steel frame and stainless steel container.




▲ **XtremeClean technology\***  
Fully automatic filter cleaning allows you to keep working without interruption. A pulse and reversed air flow cleans half of the filter cartridge while you work with the other half, extending the filter life and reducing your costs.

**XtremeClean**  
Automatic Filter Cleaning System

**SilentPower**  
Quiet Impact

▲ ATTIX 7



▲ **PET-fleece filter cartridge**  
Every Nilfisk-ALTO ATTIX 7 uses the washable and long lasting filter cartridge with high filtration efficiency for a clean air.



▲ **Versatile container handling**  
You can tilt the container to empty it, or simply lift it out of the frame when it is time to empty it.



▲ **Mobility and Transport**  
With the comfortable integrated handle, it's easy to take your Nilfisk-ALTO ATTIX 7 where the work is.

\* Standard on some variants

# Wet & Dry Vacuum Cleaners

Sets from page 64

Accessories from page 66



**XtremeClean**  
Automatic Filter Cleaning System

**SilentPower**  
Quiet Impact

**Wap  
KEW**  
TECHNOLOGIES



ATTIX 761-21 XC ▲



ATTIX 791-21 ▲  
ATTIX 751-21



ATTIX 751-11 ▲

High capacity, high performance and feature-rich solutions for your vacuuming tasks. The Nilfisk-ALTO ATTIX 7 delivers high efficiency and the perfect solution with options like Automatic, XtremeClean, and the long-life EC motor. The stainless steel containers on the Nilfisk-ALTO ATTIX 7 Wet & Dry vacuums can be emptied by tilting or removal, to save time and effort.

	Automatic On/Off			Manual
	XtremeClean			
	ATTIX 761-21 XC	ATTIX 791-21	ATTIX 751-21	ATTIX 751-11
	<ul style="list-style-type: none"> <li>XtremeClean filter cleaning system</li> <li>Automatic OnOff for electric tools*</li> <li>AntiStatic</li> <li>Speed control</li> <li>SoftStart</li> </ul>	<ul style="list-style-type: none"> <li>Longlife EC motor drive</li> <li>Automatic OnOff for electric tools*</li> <li>AntiStatic</li> <li>Speed control</li> <li>SoftStart</li> </ul>	<ul style="list-style-type: none"> <li>Automatic OnOff for electric tools*</li> <li>AntiStatic</li> <li>Speed control</li> <li>SoftStart</li> </ul>	<ul style="list-style-type: none"> <li>Convenience outlet on panel</li> <li>AntiStatic-ready</li> <li>SoftStart</li> </ul>
<b>Technical Data:</b>				
Air flow rate	l/min. 3600	3800	3600	3600
Vacuum	mbar/KPa 230/23	250/25	230/23	230/23
Power	P <sub>max</sub> W 1500	1500	1500	1500
	P <sub>IEC</sub> W 1200	1200	1200	1200
Mains connection	V~/Hz 230/1~/50-60	230/1~/50-60	230/1~/50-60	230/1~/50-60
Sound level	dB(A) 57	57	57	57
Container volume	l 70	70	70	70
Dimensions L x W x H	mm 605 x 580 x 970	605 x 580 x 970	605 x 580 x 970	605 x 580 x 970
Weight w/o accessories	kg 27	25	25	25
Mains cable	m 7.5	7.5	7.5	7.5
<b>Standard accessories:</b>				
Suction hose, ø 27 mm, 3.5 m, AS	● 15325	● 15325	● 15325	
Suction hose, ø 36 mm, 4 m				● 25537
Hand tube, stainless steel				● 46691
Tool adapter	● 18195	● 18195	● 18195	
Rubber nozzle				● 5067
Filter element, PET fleece	● 302000726	● 302000461	● 302000461	● 302000461
Filter bag	● 302001484	● 302001484	● 302001484	● 302001484
Disposal bag	● 302001480			
Cable holder	●	●	●	●

\*External Auto OnOff-unit for air pneumatic tools - Airbox 302001192

# Special Purpose Vacuums

Liquid and EasyDisposal



**XtremeClean**  
Automatic Filter Cleaning System

**SilentPower**  
Quiet Impact



**New**

ATTIX 751-61 ▲



**New**

ATTIX 751-71 ▲



**New**

Available from  
June 2005

ATTIX 763-21 ED ▲

Cleaning up the water from a flood is easier with the Liquid Vacuum (751-61), and the Fire Brigade (751-71) version is specially configured for easy transport and access to confined areas. Both will pick up 200 l/min. and automatically discharge the water up to 9 m higher than the machine, or 50m away. The Nilfisk-ALTO ATTIX 7 EasyDisposal machine puts the waste directly in a disposable bag... nothing could be simpler.

Technical Data:		ATTIX 751-61	ATTIX 751-71	ATTIX 763-21 ED
Air flow rate	l/min.	3600	3600	3600
Vacuum	mbar/KPa	230/23	230/23	230/23
Power	P <sub>max</sub>	1500	1500	1500
	P <sub>IEC</sub>	1200	1200	1200
Mains connection	V~/Hz	230/1~/50-60	230/1~/50-60	230/1~/50-60
Sound level	dB(A)	57	57	57
Container volume	l	-	-	30
Dimensions L x W x H	mm	605 x 580 x 970	510 x 480 x 875	605 x 580 x 1284
Suction / Discharge capacity	l/min.	200/300	200/300	
Weight w/o accessories	kg	33	31	17
Mains cable	m	7.5	10	7.5
<b>Standard accessories:</b>				
Suction hose, ø 36 mm, 3,5 m			● 302001677	
Suction hose, ø 36 mm, 5 m, AS				● 302001682
Hand tube, stainless steel			● 46691	● 46691
Extension tubes, stainless steel			● 15546	● 15546
Floor nozzle			● 15349	● 15349
Crevice tool			● 6084	
Filter sieve		● 15475	● 15475	
Tool adapter				● 302000535
Filter element, PET fleece				● 302000726
Disposal Bag				● 302001629

### Automatic On/Off

#### XtremeClean

#### ATTIX 763-21 ED

- XtremeClean filter cleaning system
- Automatic OnOff for electric tools\*
- Quickly change the bag instead of emptying the container
- SoftStart
- Tool tray

# Wet & Dry Vacuum Cleaners

Sets from page 64

Accessories from page 66



**XtremeClean**  
Automatic Filter Cleaning System

**SilentPower**  
Quiet Impact

**Wap  
KEW**  
TECHNOLOGIES



ATTIX 560-31 XC ▲

ATTIX 560-21 XC ▲  
ATTIX 550-21

ATTIX 590-21 ▲

ATTIX 550-01 ▲

Nilfisk-ALTO ATTIX 5 delivers the superior suction power and quiet operation you expect from a leader in the Wet & Dry vacuum industry... And you can also get the fully automatic XtremeClean filter cleaning system on the Nilfisk-ALTO ATTIX 5 XC models. The perfect solution for your workshop, garage, production facility or farm.

Technical Data:	Automatic On/Off				Manual
	ATTIX 560-31 XC	ATTIX 560-21 XC	ATTIX 590-21	ATTIX 550-21	ATTIX 550-01
Air flow rate	l/min. 3600	3600	3800	3600	3600
Vacuum	mbar/KPa 230/23	230/23	250/25	230/23	230/23
Power	P <sub>max</sub> W 1500	1500	1500	1500	1500
	P <sub>IEC</sub> W 1200	1200	1200	1200	1200
Mains connection	V/~/Hz 230/1~/50-60	230/1~/50-60	230/1~/50-60	230/1~/50-60	230/1~/50-60
Sound level	dB(A) 57	57	59	57	57
Container volume	l 45	45	45	45	45
Dimensions L x W x H	mm 506 x 476 x 655	506 x 476 x 655	506 x 476 x 655	506 x 476 x 655	506 x 476 x 655
Weight w/o accessories	kg 16	16	14	14	14
Mains cable	m 7.5	7.5	7.5	7.5	7.5
<b>Standard accessories:</b>					
Suction hose, ø 36 mm, 3 m					● 46948
Suction hose, ø 27 mm, 3.5 m, AS	● 15325	● 15325	● 15325	● 15325	
Curved hand tube, Cr-plated					● 302000528
Extension tubes, Cr-plated					● 302000529
Tube holder					● 302000821
Professional floor nozzle Combi					● 302000521
Crevice nozzle					● 6084
Tool adapter	● 18195	● 18195	● 18195	● 18195	
Filter element, PET fleece	● 302000726	● 302000726	● 302000461	● 302000461	● 302000461
Filter bag			● 302000527	● 302000527	● 302000527
Disposal bag	● 302000728	● 302000728			
Cable holder	●	●	●	●	●

\*External Auto OnOff-unit for pneumatic tools - Airbox 302001192

# Wet & Dry Vacuum Cleaners



**Push&Clean**  
Filter Cleaning System

**SilentPower**  
Quiet Impact



ATTIX 360-21 ▲



ATTIX 360-11 ▲



ATTIX 350-01 ▲

*Nilfisk-ALTO ATTIX 3 is a compact and flexible vacuum cleaner... the perfect solution when space is limited, and for craftsmen and other professionals on the move. And when you see Nilfisk-ALTO ATTIX 3, you will understand that being compact doesn't mean it is short on features or performance.*

## Automatic On/Off

### ATTIX 360-21

- Push&Clean Filter Cleaning System
- SoftStart
- Automatic on-off for electric tools\*
- Speed governor
- Accessory holder
- Tool tray
- AntiStatic-ready
- Suction power control on hand tube

## Manual

### ATTIX 360-11

- Push&Clean Filter Cleaning System
- Appliance plug socket
- Accessory holder
- Tool tray
- AntiStatic-ready
- Extensive accessories
- Suction power control on hand tube

### ATTIX 350-01

- Accessory holder
- Tool tray
- Suction power control on hand tube

## Technical Data:

		ATTIX 360-21	ATTIX 360-11	ATTIX 350-01
Air flow rate	l/min.	3600	3600	3600
Vacuum	mbar/KPa	230/23	230/23	230/23
Power	P <sub>max</sub>	W 1500	1500	1500
	P <sub>IEC</sub>	W 1200	1200	1200
Mains connection	V~/Hz	230/1~/50-60	230/1~/50-60	230/1~/50-60
Sound level	dB(A)	59	59	59
Container volume	l	27	27	27
Dimensions L x W x H	mm	390 x 380 x 570	390 x 380 x 570	390 x 380 x 570
Weight w/o accessories	kg	10	10	10
Mains cable	m	7.5	7.5	7.5

## Standard accessories:

	ATTIX 360-21	ATTIX 360-11	ATTIX 350-01
Suction hose, ø 32 mm, 3 m	● 302000473 **	● 302000473 **	● 302000473 **
Extension tubes, alu,	● 302000478	● 302000478	● 302000478
Tube holder	● 60609	● 60609	● 60609
Floor nozzle, combi	● 302000477	● 302000477	● 302000477
Crevice nozzle	● 6084	● 6084	● 6084
Brush nozzle		● 6086	
Universal nozzle		● 14295	
Tool adaptor	● 60916		
Filter element, PET fleece	● 302000461	● 302000461	● 302000461
Filterbag	● 302000449	● 302000449	● 302000449
Cable holder	●	●	●

# Industrial Vacuums



Sets from page 64

Accessories from page 66



**DYNAMICS 840 ▲**  
**DYNAMICS 440**



**TURBO D ▲**



**SQ 850-11 ▲**

**Wap  
KEW**  
TECHNOLOGIES

Industrial Vacuums are specifically designed to stand up to constant use in difficult applications. Nilfisk-ALTO DYNAMICS can be connected to piping systems for automatic operation with multiple users, and the Nilfisk-ALTO TURBO D provides quiet mobile power wherever you need it. The Nilfisk-ALTO SQ 850 machine provide 2-motor power in a mobile package.

**DYNAMICS 840**

- Two motors with side channel turbine
- Microprocessor control
- Automatic filter cleaning system
- Convenient emptying of container

**DYNAMICS 440**

- One motor with side channel turbine
- Microprocessor control
- Automatic filter cleaning system
- Convenient emptying of container

**TURBO D**

- Mobile and quiet
- Large container volume
- Stainless steel container
- Sturdy chassis

**SQ 850-11**

- Two motors
- Drain hose for easy emptying
- Dirty filter indicator
- Filter cleaning
- Microprocessor control
- SoftStart
- Two speeds

**Technical Data:**


Air flow rate	l/min.	12900	7200	5500	2x3800	
Vacuum	mbar/KPa	230/23	230/23	220/22	230/23	
Power	P <sub>max</sub>	W	8000	4000	2500	2x1700
	P <sub>IEC</sub>	W	5600	3300	2200	2x1400
Mains connection	V/~ /Hz	400/3~/50	400/3~/50	400/3~/50	230/1~/50-60	
Sound level	dB(A)	67	64	61	67	
Container volume	l	100	100	85	80	
Dimensions L x W x H	mm	1240 x 735 x 1370	1240 x 735 x 1370	630 x 860 x 980	620 x 615 x 950	
Weight w/o accessories	kg	245	195	76	30	
Mains cable	m	5	5	5.5	7.5	

**Standard accessories:**

Filter element	● 34931	● 34931	● 41164	● 61605
Filter bag			● 14912	● 61603
Removal sack				● 60676

# Health & Safety Vacuum Cleaners

- Wet & Dry



## Sophistication in engineering

As particle sizes of hazardous dusts are measured in less than 0,1 micron, it goes without saying, that sophisticated technology combined with years of experience and expertise are crucial factors when choosing the supplier of your Health and Safety vacuum cleaner.

## Approved for professionals

Working with hazardous dust demands the highest level of safety to ensure maximum health protection. Nilfisk-ALTO offers Health and Safety vacuum cleaners for Hazardous dust classes - L (light), M (medium), H (high), and Asbestos, as well as Explosive dusts, Type 22. Furthermore all Nilfisk-ALTO Type 22 Safety-Vacs are ATEX compliant. All our solutions meet the new pan-European standards and bear all the necessary statutory test symbols. The entire range is designed for professionals who also demand low noise operation, ergonomics, long-life and reliable performance.

## A solution for any need

The handling of hazardous dust is a complex matter that demands innovative product development and competent engineering. As a specialist, Nilfisk-ALTO offers proven, state-of-the-art solutions in every Hazard Class involving the demanding task of picking up health endangering dusts.



## Why compromise

# Safety Vacuum Systems – Application Categories

Since 1997 EN 60335-2-69, IEC 60335-2-69		Hazard Types
Dust classe / Zone	Max. permeability	
<b>L</b>	<b>1%</b>	Removes 99 % of: • Dusts with OEL values > 1mg/m <sup>3</sup>
<b>M</b>	0.1%	Removes 99,9 % of: • Dusts with OEL values > 0.1mg/m <sup>3</sup> • Wood dust
<b>H</b>	0,005%	Removes 99,995 % of: • Dusts with OEL values • Carcinogenic dusts • Dusts with germs or bacteria
Asbestos requirement	as <b>H*</b>	• Asbestos dust
<b>Explosive dusts</b> (ATEX Zone 22)	<b>Type 22:</b> As Dust Class L, M or H, with additional requirements	• Dusts of dust explosion classes St1, St2 and St3 in ATEX Zone 22 (previously zone 11)
<b>Explosive Gases</b> (ATEX Zone 2)	Separate approval for <b>Zone 2</b>	• Flammable gases present less than 10 hr/year

All Nilfisk-ALTO Type 22 -Safety-Vacuums are ATEX compliant !



# Health & Safety Vacuum Cleaners

- Dust Class H + Asbestos



**Nilfisk  
ALTO**  
Why Compromise

Sets from page 64

Accessories from page 66



**XtremeClean**  
Automatic Filter Cleaning System  
**Push&Clean**  
Filter Cleaning System  
**SilentPower**  
Quiet Impact  
**Wap  
KEW**  
TECHNOLOGIES

Regulations require that hazardous dust of Class H (including carcinogens like asbestos) be handled by special equipment to protect the health of the operators. Nilfisk-ALTO has a Dust Class H vacuum for every need and application... There is even an XtremeClean version for people who work all day, every day.



## Automatic On/Off

### XtremeClean

#### ATTIX 560-2H XC

- XtremeClean filter cleaning system
- Automatic on/off for electric tools\*
- Speed governor
- SoftStart
- Accessory holder
- Tool tray

#### ATTIX 550-2H

- Automatic on/off for electric tools\*
- Speed governor
- SoftStart
- Accessory holder
- Tool tray

#### ATTIX 360-2H

- Push&Clean filter cleaning system
- Automatic on/off for electric tools\*
- Speed governor
- SoftStart
- Accessory holder
- Tool tray

## Manual

#### ATTIX 751-0H

- Stainless steel container
- Tilting for easy emptying
- AntiStatic-ready
- SoftStart
- Tool tray

#### ATTIX 550-0H

- SoftStart
- Accessory holder
- Tool tray

#### ATTIX 350-0H

- SoftStart
- Accessory holder
- Tool tray

## Technical Data:

		ATTIX 560-2H XC	ATTIX 550-2H	ATTIX 360-2H	ATTIX 751-0H	ATTIX 550-0H	ATTIX 350-0H
Air flow rate	l/min.	3600	3600	3600	3100	3100	3100
Vacuum	mbar/KPa	230/23	230/23	230/23	230/23	230/23	230/23
Power	P <sub>max</sub>	1500	1500	1500	1200	1200	1200
	P <sub>IEC</sub>	1200	1200	1200	1000	1000	1000
Mains connection	V~/Hz	230/1~/50-60	230/1~/50-60	230/1~/50-60	230/1~/50-60	230/1~/50-60	230/1~/50-60
Sound level	dB(A)	57	57	59	57	57	59
Container volume	l	45	45	27	70	45	27
Dimensions L x W x H	mm	506 x 476 x 655	506 x 476 x 655	390 x 380 x 570	605 x 580 x 970	506 x 476 x 655	390 x 380 x 570
Weight w/o accessories	kg	16	16	10	25	16	10
Mains cable	m	7.5	7.5	7.5	7.5	7.5	7.5

## Standard accessories:

Suction hose, ø 36 mm, 3 m					● 46948	● 46948	● 46948
Suction hose, ø 27 mm, 3.5 m, AS	● 15325	● 15325	● 15325				
Curved hand tube, stainless steel				● 46691	● 46691	● 46691	
Diagonal rubber nozzle				● 5067	● 5067	● 5067	
Tool adapter	● 18195	● 18195	● 18195				
Filter element	● 302001134	● 302000658	● 302000658	● 302000658	● 302000658	● 302000658	
Filter bag	● 302001143	● 302001141	● 302001040	● 302001486	● 302001141	● 302001040	
Disposal bag	● 302000728						
Cable holder	●	●	●	●	●	●	

These vacuum cleaners permit picking up dusts from dust classes L, M and H. These include all health-endangering dusts with OEL values, all carcinogenic dusts and dusts contaminated with germs and bacteria.

# Health & Safety Vacuum Cleaners

- Dust Class M



**XtremeClean**  
Automatic Filter Cleaning System  
**Push&Clean**  
Filter Cleaning System  
**SilentPower**  
Quiet Impact

ATTIX 761-2M XC ▲  
ATTIX 751-2M

ATTIX 763-2M ED ▲

Available from  
June 2005

ATTIX 560-2M XC ▲  
ATTIX 550-2M

ATTIX 360-2M ▲

Hazardous dust of Class M requires special equipment to protect the health of the operator, and Nilfisk-ALTO's proven competence in this field makes the Nilfisk-ALTO ATTIX a clear choice. Whatever your needs, there is sure to be an answer below. The choice is yours.



## Automatic On/Off

### XtremeClean

ATTIX 761-2M XC	ATTIX 560-2M XC	ATTIX 763-2M ED	ATTIX 751-2M	ATTIX 550-2M	ATTIX 360-2M
<ul style="list-style-type: none"> <li>• XtremeClean filter cleaning system</li> <li>• Automatic OnOff for electric tools*</li> <li>• Stainless steel container</li> <li>• Tilting for easy emptying</li> <li>• AntiStatic</li> <li>• SoftStart</li> </ul>	<ul style="list-style-type: none"> <li>• XtremeClean filter cleaning system</li> <li>• Automatic on/off for electric tools*</li> <li>• Speed governor</li> <li>• SoftStart</li> <li>• Accessory holder</li> </ul>	<ul style="list-style-type: none"> <li>• XtremeClean filter cleaning system</li> <li>• Automatic OnOff for electric tools*</li> <li>• Quickly change the bag instead of emptying the container</li> <li>• SoftStart</li> </ul>	<ul style="list-style-type: none"> <li>• Automatic OnOff for electric tools*</li> <li>• Stainless steel container</li> <li>• Tilting for easy emptying</li> <li>• AntiStatic</li> <li>• SoftStart</li> </ul>	<ul style="list-style-type: none"> <li>• Automatic on/off for electric tools*</li> <li>• Speed governor</li> <li>• SoftStart</li> <li>• Accessory holder</li> </ul>	<ul style="list-style-type: none"> <li>• Push &amp; Clean filter cleaning system</li> <li>• Automatic on/off for electric tools*</li> <li>• Speed governor</li> <li>• SoftStart</li> <li>• Accessory holder</li> </ul>

### Technical Data:

		ATTIX 761-2M XC	ATTIX 560-2M XC	ATTIX 763-2M ED	ATTIX 751-2M	ATTIX 550-2M	ATTIX 360-2M
Air flow rate	l/min.	3600	3600	3600	3600	3600	3600
Vacuum	mbar/KPa	230/23	230/23	230/23	230/23	230/23	230/23
Power	P <sub>max</sub>	1500	1500	1500	1500	1500	1500
	P <sub>IEC</sub>	1200	1200	1200	1200	1200	1200
Mains connection	V~/Hz	230/1~/50-60	230/1~/50-60	230/1~/50-60	230/1~/50-60	230/1~/50-60	230/1~/50-60
Sound level	dB(A)	57	57	57	57	57	59
Container volume	l	70	45	30	70	45	27
Dimensions L x W x H	mm	605 x 580 x 970	506 x 476 x 655	605 x 580 x 1284	605 x 580 x 970	506 x 476 x 655	390 x 380 x 570
Weight w/o accessories	kg	27	16	17	25	14	10
Mains cable	m	7.5	7.5	7.5	7.5	7.5	7.5

### Standard accessories:

Suction hose, ø 36 mm, 5 m, AS				● 302001682			
Suction hose, ø 27 mm, 3.5 m, AS	● 15325	● 15325			● 15325	● 15325	● 15325
Curved hand tube, stainless steel			● 46691				
Extension tube, stainless steel			● 15546				
Large area floor tool			● 15349				
Tool adapter	● 18195	● 18195	● 302000535	● 18195	● 18195	● 18195	● 18195
Filter element	● 302000726	● 302000726	● 302000726	● 302000461	● 302000461	● 302000461	● 302000461
Filter bag	● 302001484	● 302001138		● 302001484	● 302000527	● 302000449	● 302000449
Disposal bag	● 302001480	● 302000728	● 302001629				
Cable holder	●	●	●	●	●	●	●

# Health & Safety Vacuum Cleaners

- Dust Class Type 22 & Zone 2



Only use accessories from page 63

All Nilfisk-ALTO Type 22-safety vacuum cleaners are ATEX compliant in the Zone 2




▲ DYNAMICS 840 M/B1  
DYNAMICS 440 M/B1



▲ TURBO D/X-B1  
TURBO D-B1

**Wap KEW**  
TECHNOLOGIES

Explosive dust is classified as an ATEX Type 22 application, and equipment made to handle it is specifically designed to prevent explosions. Nilfisk-ALTO's long experience and proven competence with Type 22 vacuum cleaners will put your mind at ease.



**DYNAMICS 840 M/B1**

- Two motors with side channel turbine
- Microprocessor control
- Automatic filter cleaning system for constant suction power
- Container emptying with set-down mechanism

**DYNAMICS 440 M/B1**

- One motor with side channel turbine
- Microprocessor control
- Automatic filter cleaning system for constant suction power
- Container emptying with set-down mechanism

**TURBO D/X-B1**

- ATEX compliant in **Zone 2**
- Mobile and quiet
- Stainless steel container, removable
- Sturdy chassis

**TURBO D-B1**

- Mobile and quiet
- Stainless steel container, removable
- Sturdy chassis

**Technical Data:**

Air flow rate	l/min.	12900	7200	5200	5500
Vacuum	mbar/KPa	230/23	230/23	200/20	200/20
Power	P <sub>max</sub>	W 8000	4000	2000	2400
	P <sub>IEC</sub>	W 5600	3300	1800	2200
Mains connection	V/~ /Hz	400/3~/50	400/3~/50	400/3~/50	400/3~/50
Sound level	dB(A)	67	64	61	61
Container volume	l	100	100	85	85
Dimensions L x W x H	mm	1240 x 735 x 1370	1240 x 735 x 1370	630 x 860 x 980	630 x 860 x 980
Weight w/o accessories	kg	245	195	80	76
Mains cable	m	5	5	5.5	5.5

**Standard accessories:**

Filter element	● 34931	● 34931	● 41164	● 41164
Filter bag			● 33209	● 33209
Cable holder			●	●

**The ATEX directive:**

ATEX is a directive of the EC (94/9/EC, in force since 1 July, 2003) and it establishes the protection criteria that a manufacturer must meet to produce equipment for Type 22 applications, as well as standards for users of machines in Type 22 environments. All products that are designated to be used in explosive areas are affected by the ATEX directive.

**The ATEX directive & accessories:**

For safety vacuum cleaners tested to application category Type 22 (BIA B1) the law requires that only approved special conductive accessories that are unique to the machine are used. (Special Type 22 accessories can be found in this catalogue or at [www.nilfisk-alto.com](http://www.nilfisk-alto.com)).

# Health & Safety Vacuum Cleaners

- Dust Class Type 22

Only use accessories from page 63



▲ SQ 890-3M/B1



▲ ATTIX 791-2M/B1 ▲



▲ SQ 691-9M/B1 ▲



This machine is delivered with a three-phase plug. Using an optional adapter plug (SCHUKO (CEE7) Art. No. 302000170), it can be connected to 1~ Mains power. Only available for this machine and in this design!



Explosive dust is classified as an ATEX Type 22 application, and equipment made to handle it is specifically designed to prevent explosions. The Nilfisk-ALTO SQ 691-9M/B1 is approved to vacuum gun powder. Further proof of Nilfisk-ALTO's competence in Type 22 equipment.

## Automatic On/Off

### ATTIX 791-2M/B1

### SQ 890-3M/B1

- Two motors
- Automatic on/off for pneumatic and electric tools
- Speed governor
- Microprocessor control
- System self-check

- Longlife EC motor drive
- Automatic OnOff for electric tools\*
- Stainless steel container
- Tilting for easy emptying
- Speed control
- SoftStart

## Manual

### SQ 691-9M/B1

#### GUN POWDER VAC

- Approved for handling gun powder
- Tilting container for easy emptying
- Patented wet filtration system
- Stainless steel container
- Tool tray

## Technical Data:

		SQ 890-3M/B1	ATTIX 791-2M/B1	SQ 691-9M/B1
Air flow rate	l/min.	2 x 3150	3400	3400
Vacuum	mbar/KPa	230/23	250/25	250/25
Power	P <sub>max</sub>	W	1500	1500
	P <sub>IEC</sub>	W	2 x 1200	1200
Mains connection	V/~ /Hz	400/3N~/50-60	230/1~/50-60	230/1~/50-60
Sound level	dB(A)	67	57	59
Container volume	l	80	70	64
Dimensions L x W x H	mm	700 x 615 x 950	605 x 580 x 970	560 x 615 x 945
Weight w/o accessories	kg	32	25	27
Mains cable	m	6.5	7.5	7.5

## Standard accessories:

Suction hose, ø 36 mm, 4 m, B1			● 44193
Suction hose, ø 27 mm, 3.5 m, B1		● 48132	
Curved hand tube, stainless steel			● 44188
Extension tube, stainless steel			● 46982
Large capacity floor nozzle			● 302000369
Tool Adapter		● 18195	
Filter element	● 61604	● 302000461	● 60077
Filter support bag	● 60676		
Filter bag	● 61603	● 302001484	
Drain hose	●		
Cable holder	●	●	●

# Dry Vacuum Cleaners



**DualFilter**  
Double-layer filterbag + Cloth filter

SALTIX ▲



FILTRA VAC 18 ▲



FILTRA VAC 14 ▲

**Wap  
KEW**  
TECHNOLOGIES

When the task is cleaning in a hotel or office, the Nilfisk-ALTO SALTIX is the compact, lightweight and efficient answer to your needs. The Nilfisk-ALTO FILTRA VAC has dual motors, a top-filling bag, and a unique 4-stage filtration system ... all of which make it the professional's choice for effectiveness, efficiency, and cleaner air.

#### SALTIX

- Suction power control on hand tube
- Ergonomic grip
- Bumper
- DualFilter System

#### FILTRA VAC 18

- Airflow adjustment
- Blockage indicator light
- Accessories on board
- Pile height adjustment
- 4-stage filtration
- Dual motors
- Top-filling bag

#### FILTRA VAC 14

- Airflow adjustment
- Blockage indicator light
- Accessories on board
- Pile height adjustment
- 4-stage filtration
- Dual motors
- Top-filling bag

#### Technical Data:

Air flow rate	l/min.	3200	2000	2000
Vacuum	mbar/KPa	160/16	180/18	180/18
Power	P <sub>max</sub>	W 1200	1100	1100
	P <sub>IEC</sub>	W 1000	1000	1000
Mains connection	V~/Hz	230/1~/50-60	230/1~/50-60	230/1~/50-60
Sound level	dB(A)	57	65	65
Container volume	l	15		
Filter bag volume	l	9	6	6
Dimensions L x W x H	mm	400 x 400 x 400	230 x 460 x 1040	230 x 360 x 1040
Cleaning width	mm	250	460	360
Weight w/o accessories	kg	6	9	8
Mains cable	m	10	12	12

#### Standard accessories:

Suction hose, 32 mm dia.	● 2.5 m, 302000473	● 1.5 m	● 1.5 m
Curved hand tube, plastic	●		
Extension tubes	● Alu, plastic coated	● Plastic	● Plastic
Floor nozzle (combi)	● 302000962		
Crevice nozzle	● 6084	● 6084	● 6084
Upholstery nozzle	● 14295	● 14295	● 14295
Cloth filter	● 302000788		
Filter bag	● 302000789	● 64895	● 64895
Exhaust air filter		●	●
Cable holder	●	●	●

# Self-Service Vacuum Cleaners



◀ SB STATION MARATHON  
◀ SB STATION



◀ SB TANDEM MARATHON  
◀ SB TANDEM

The investment that pays off: Nilfisk-ALTO Self-Service Vacuums, always known for performance, are also available with the 'Marathon' motor... a brushless motor with a lifetime several times longer than the industry standard type. Vacuuming time adjustable. Long suction hose (4 m effective length). Machines available in oil company colours, and equipped for tokens or coins.

## Single phase

### SB STATION MARATHON

- Long life brushless EC single-phase drive
- Extra high vacuum power
- High air suction rate

### SB TANDEM MARATHON

- Long life brushless single-phase drive
- Extra high vacuum power
- High air suction rate
- Small space requirement with high yield

### SB STATION

- High vacuum power
- High air suction rate

### SB TANDEM

- High vacuum power
- High air suction rate
- Small space requirement with high yield

## Technical Data:

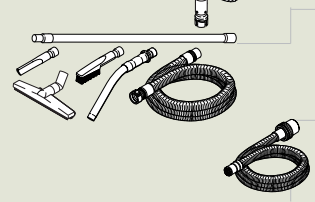
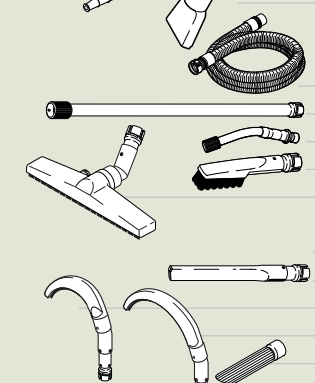
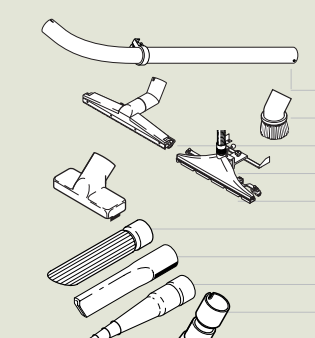
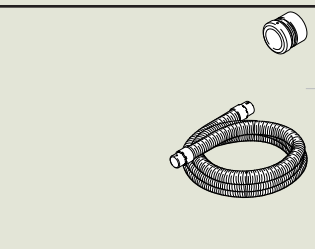

		SB STATION MARATHON	SB TANDEM MARATHON	SB STATION	SB TANDEM
Air flow rate	l/min	4200	2 x 4200	4000	2 x 4000
Vacuum	mbar/KPa	250/25	2 x 250/25	235/23.5	2 x 235/23.5
Power	Pmax W	1500	2 x 1500	1700	2 x 1700
	PIEC W	1200	2 x 1200	1400	2 x 1400
Mains connection	V~/Hz	230/1~/50-60	230/1~/50-60	230/1~/50-60	230/1~/50-60
Sound level	dB(A)	75	75	75	75
Container volume	l	30	2 x 30	30	2 x 30
Dimensions L x W x H	mm	822 x 546 x 2034	1183 x 546 x 2034	822 x 546 x 2034	1183 x 546 x 2034
Weight	kg	90	115	90	115

## Standard equipment:

5 m suction hose		● 64084	● 2x64084	● 64084	● 2x64084
Crevice nozzle		● 7102	● 2x7102	● 7102	● 2x7102
Insert cloth filter		● 17069	● 2x17069	● 17069	● 2x17069
Hose retraction		●	● 2x	●	● 2x
Hose holder		● 43064	● 2x43064	● 43064	● 2x43064
Tokens, pack of 20	34173	○	○	○	○
Tokens, pack of 50	5544	○	○	○	○
Cloth Filter for very fine dust	64009	○	○	○	○
Suction Brush	40458	○	○	○	○
Rubber nozzle, flat	31244	○	○	○	○
Diagonal tube nozzle	7868	○	○	○	○

# Accessories for Health & Safety Vacuum Systems Type 22

Our B1 safety vacuum systems have been tested in accordance with the appropriate standards for ATEX Zone 22 or Zone 2. ONLY Type 22 accessories must be used to ensure continued conformity to the standards.



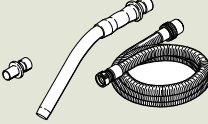
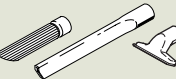
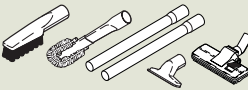
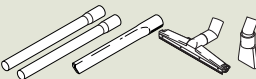


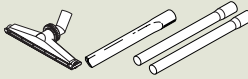
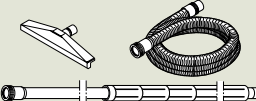
## Filter and Accessories

			SQ 691-9M/B1	ATTIX 791-2M/B1	SQ 890-3M/B1	TURBO D-B1	TURBO D/X-B1	DYNAMICS 440 M/B1	DYNAMICS 840 M/B1	Item No.	
Safety filter bag (PU 5 pieces)	Zone 22					○	○			33209	
2-ply, with film bag, BIA-tested, with sealing cap, for dust-free disposal of substances with TLV values and carcinogenic substances											
Filter bag (PU 5 pieces)	M-tested				○					61603	
2-ply, BIA-tested (PU 5 pieces)	M-tested		○							60570	
2-ply, BIA-tested (PU 5 pieces)	M-tested			○						302001484	
Filter support bag					○					60676	
Disposal bag for filter element (PU 10 pieces)			○	○	○	○	○			30082	
Absolute filter element/filter cartridge			○	○						60077	
With filter disposal bag	Zone 22					○	○			41164	
	High Pro Filter				○					61604	
	M-tested							○	○	34931	
	M-tested			○						302000461	
	UP/PTFE							○	○	26736	
Micro filter element/filter cartridge	H-tested		○							60076	
With filter protection bag, BIA-tested	K1, K2					○	○			11617	
Disposal bag	M-tested							○	○	29727	
<b>Connection - 50 mm dia.</b>											
	Length										
Reducer B1	70-50 mm	AX							○	○	29726
Suction hose with connection sleeves											
Electrically conductive < 10 <sup>6</sup> ohms	4 m	BX	○	○	○	○	○	○	○	○	43245
Chip suction hose											
With connection sleeves, abrasion-resistant	4 m	BX	○	○	○	○	○	○	○	○	42825
	8 m	BX	○	○	○	○	○	○	○	○	63710
	12 m	BX	○	○	○	○	○	○	○	○	63711
	16 m	BX	○	○	○	○	○	○	○	○	63712
	20 m	BX	○	○	○	○	○	○	○	○	63713
Metal suction hose											
Heat-resistant up to 150 °C, with connection sleeves	4 m	BX	○	○	○	○	○	○	○	○	42830
Extension tube, curved, stainless steel, galvanised	1100 mm	BX	○	○	○	○	○	○	○	○	33609
Suction brush, plastic		BX	○	○	○	○	○	○	○	○	42831
Industrial roller nozzle with brush strips	500 mm	BX	○	○	○	○	○	○	○	○	42834
Large rolling nozzle	600 mm	BX	○	○							29194
	600 mm	BX			○						302001481
Coarse dirt nozzle	200 mm	BX	○	○	○	○	○	○	○	○	42835
Diagonal tube nozzle, rubber	330 mm	BX	○	○	○	○	○	○	○	○	42836
Crevice nozzle, plastic	430 mm	BX	○	○	○	○	○	○	○	○	42837
Rubber nozzle, round	350 mm	BX	○	○	○	○	○	○	○	○	42838
Rubber nozzle, flat	200 mm	BX	○	○	○	○	○	○	○	○	42839
<b>Connection - 36 mm dia.</b>											
Suction hose with connection sleeves											
Electrically conductive < 10 <sup>6</sup> ohms	4 m	HX	○	○	○	○	○	○	○	○	44193
Extension tube, straight, stainless steel	950 mm	HX	○	○	○	○	○	○	○	○	46982
Curved hand tube, stainless steel	480mm	HX	○	○	○	○	○	○	○	○	44188
Brush nozzle, plastic	230 mm	HX	○	○	○	○	○	○	○	○	44191
Large-capacity floor nozzle	450 mm	HX	○	○	○	○	○	○	○	○	302000369
With brush strips and height adjustable wheels											
Replacement brush strips											15351
Crevice nozzle, plastic	290 mm	HX	○	○	○	○	○	○	○	○	44192
Tube cleaning nozzle	70-120 mm	HX	○	○	○	○	○	○	○	○	48066
Tube cleaning nozzle	120-200 mm	HX	○	○	○	○	○	○	○	○	48067
Diagonal tube nozzle, rubber		HX	○	○	○	○	○	○	○	○	302000227
B1 set for spark-free vacuum cleaners		HX	○	○	○	○	○	○	○	○	48907
6-piece, connection 36 mm. dia., 4 m suction hose, anti-static, curved hand tube, extension tube, large capacity floor nozzle, crevice nozzle, brush nozzle											
<b>Connection - 32 mm dia.</b>											
Suction hose, electrically conductive < 10 <sup>6</sup> ohms	5 m		○	○	○	○	○	○	○	○	48131
<b>Connection - 27 mm dia.</b>											
Suction hose, electrically conductive < 10 <sup>6</sup> ohms	3.5 m	KX	○	○	○	○	○	○	○	○	48132

○ Can be used. (Items included as standard can be seen on the machine pages 48-62)

# Accessory Sets for Vacuum Cleaners

Wet & Dry, Special and Health & Safety Vacuums (EXCEPT Type 22 vacuums)

		H-Class	M-Class	Wet & Dry	Industrial	Item No.
		ATTIX 350-0H, 360-2H ATTIX 350-0H, 390-2H ATTIX 751-0H ATTIX 560-2H XC	ATTIX 360-2M ATTIX 550-2M ATTIX 751-2M ATTIX 763-2M ED ATTIX 560-2M XC ATTIX 761-2M XC	ATTIX 350-0T, 360-1T, -2T ATTIX 550-0T, -2T ATTIX 560-2T XC, -3T XC ATTIX 390-2T ATTIX 751-1T, -2T ATTIX 751-6T ATTIX 763-2T ED ATTIX 761-2T XC ATTIX 791-2T	DYNAMICS 840, 440 TURBO D SQ 850-1T	
	<b>Hose set</b> <span style="float: right;">&gt;H&gt;</span> 3-piece, 36 mm dia. connection 4 m suction hose, universal Curved hand tube, stainless steel Adapter	<input type="checkbox"/>	<input type="checkbox"/>	<input type="checkbox"/>	<input type="checkbox"/>	<b>63210</b> 25537 46691 29457
	<b>Car set</b> <span style="float: right;">&gt;H&gt;</span> 3-piece, 36 mm dia. connection Crevice nozzle, plastic, 300 mm Universal nozzle, plastic Diagonal tube nozzle, rubber	<input type="checkbox"/>	<input type="checkbox"/>	<input type="checkbox"/>	<input type="checkbox"/>	<b>63211</b> 6084 14295 5067
	<b>Home &amp; office set</b> <span style="float: right;">&gt;H&gt;</span> 5-piece, 36 mm dia. connection 2 x 500mm suction tubes, aluminium Universal nozzle, plastic Combination nozzle Brush nozzle Radiator brush nozzle	<input type="checkbox"/>	<input type="checkbox"/>	<input type="checkbox"/>	<input type="checkbox"/>	<b>63212</b> 54490 14295 8046 6086 5144
	<b>Trade &amp; industry set</b> <span style="float: right;">&gt;H&gt;</span> 5-piece, 36 mm dia. connection 2 x 500 mm suction tubes, stainless steel Crevice nozzle, plastic Large capacity floor nozzle with brush strips Replacement rubber lips, wet Flat rubber nozzle, oil and heat-resistant	<input type="checkbox"/>	<input type="checkbox"/>	<input type="checkbox"/>	<input type="checkbox"/>	<b>63213</b> 15546 6084 15348 15352 40456
	<b>Workshop-Set</b> <span style="float: right;">&gt;H&gt;</span> 6-piece, 36 mm dia. connection 4m suction hose, universal Curved hand tube, stainless steel 2 x 500 mm suction tubes, stainless steel Professional floor nozzle, 360mm Crevice nozzle, plastic Diagonal tube nozzle, rubber	<input type="checkbox"/>	<input type="checkbox"/>	<input type="checkbox"/>	<input type="checkbox"/>	<b>302000927</b> 25537 46691 15546 60356 6084 5067
	<b>Industrial/floor set</b> <span style="float: right;">&gt;H&gt;</span> 4-piece, 36 mm dia. connection 4 m suction hose, oil-resistant Curved hand tube, stainless steel 2 x 500 mm Suction tubes, stainless steel Large capacity floor nozzle with rubber lips	<input type="checkbox"/>	<input type="checkbox"/>	<input type="checkbox"/>	<input type="checkbox"/>	<b>63214</b> 61779 46691 15546 15349
	<b>Water vacuuming set</b> <span style="float: right;">&gt;H&gt;</span> 3-piece, 36 mm dia. connection 2 x 500 mm Suction tubes, stainless steel Special floor nozzle, plastic Crevice nozzle, plastic, 300 mm	<input type="checkbox"/>	<input type="checkbox"/>	<input type="checkbox"/>	<input type="checkbox"/>	<b>7727</b> 15546 5149 6084
	<b>Oven cleaning set</b> <span style="float: right;">&gt;F&gt;</span> 3-piece, 38 mm dia. connection 4 m suction hose, heat resistant 2.5 m anodised aluminium extension tube Oven nozzle "XL"	<input type="checkbox"/>	<input type="checkbox"/>	<input type="checkbox"/>	<input type="checkbox"/>	<b>14341</b> 6070 15340 63380



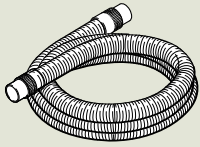
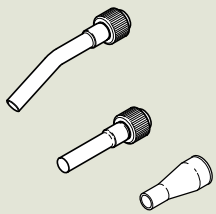
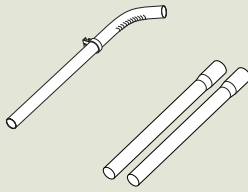
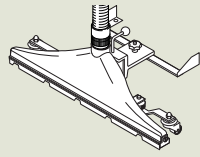
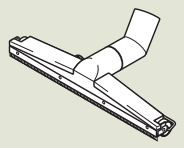
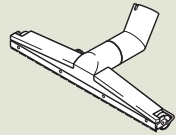
○ Can be used. (Items included as standard can be seen on the machine pages 48-62)





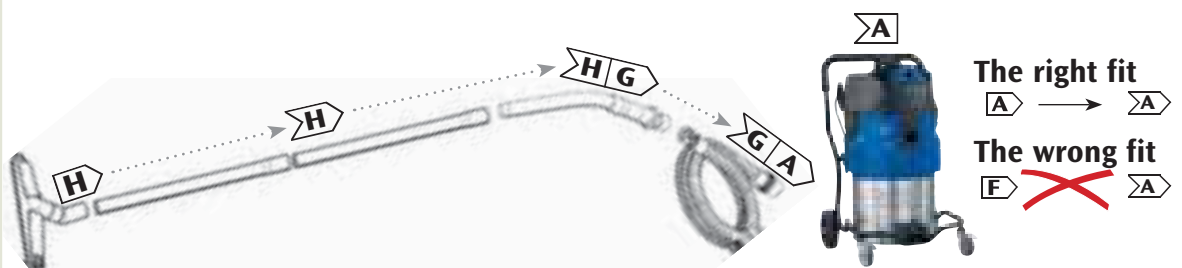
# Accessories for Vacuum Cleaners

Wet & Dry, Special and Health & Safety Vacuums (EXCEPT Type 22 vacuums)

System 50			H-Class		M-Class				Wet & Dry							Industrial		Item No.									
			ATTIX 350-0H, 360-2H	ATTIX 350-0H, 590-2H	ATTIX 751-0H	ATTIX 560-2H XC	ATTIX 360-2M	ATTIX 550-2M	ATTIX 751-2M	ATTIX 763-2M ED	ATTIX 560-2M XC	ATTIX 761-2M XC	ATTIX 350-01, 360-11, -21	ATTIX 550-01, -21	ATTIX 560-21 XC, -31 XC	ATTIX 390-21	ATTIX 751-11, -21		ATTIX 751-61	ATTIX 751-71	ATTIX 763-21 ED	ATTIX 761-21 XC	ATTIX 791-21	DYNAMICS 840, 440	TURBO D	SQ 850-11	
		70-50 adapter, plastic	>A	ø70																						29716	
		Elbow, plastic 90°	>A		○	○	○	○	○	○	○	○	○	○	○	○	○	○	○	○	○	○	○	○	○	○	5089
		Suction hoses - 50 mm dia.																									
		Universal, 1.75 m	>B	A	○	○	○	○	○	○	○	○	○	○	○	○	○	○	○	○	○	○	○	○	○	○	19930
		Universal, 4 m	>B	A	○	○	○	○	○	○	○	○	○	○	○	○	○	○	○	○	○	○	○	○	○	○	15358
		Oil-resistant, 4 m	>B	A	○	○	○	○	○	○	○	○	○	○	○	○	○	○	○	○	○	○	○	○	○	○	6468
		Heat-resistant, 4 m	>B	A	○	○	○	○	○	○	○	○	○	○	○	○	○	○	○	○	○	○	○	○	○	○	11061
		AntiStatic, 4 m	>B	A	○	○	○	○	○	○	○	○	○	○	○	○	○	○	○	○	○	○	○	○	○	○	15815
		Chips, 4 m	>B	A	○	○	○	○	○	○	○	○	○	○	○	○	○	○	○	○	○	○	○	○	○	○	15182
		Metal, 4 m	>B	A	○	○	○	○	○	○	○	○	○	○	○	○	○	○	○	○	○	○	○	○	○	○	15013
		HAND TUBES - 50-36 mm																									
		Hand tube, curved, chrome-plated, turnable for connecting 36 mm dia. accessories	>H	B	○	○	○	○	○	○	○	○	○	○	○	○	○	○	○	○	○	○	○	○	○	○	15341
		Hand tube, straight, chrome-plated, turnable for connecting 36 mm dia. accessories	>H	B	○	○	○	○	○	○	○	○	○	○	○	○	○	○	○	○	○	○	○	○	○	○	15342
		Adapter, ø 50/36 mm, plastic	>H	B	○	○	○	○	○	○	○	○	○	○	○	○	○	○	○	○	○	○	○	○	○	○	40452
		Extension tubes																									
		Curved extension tube, aluminium, 1000 mm	>B		○	○	○	○	○	○	○	○	○	○	○	○	○	○	○	○	○	○	○	○	○	○	15335
		Extension tube, 2-piece plastic, 1050 mm	>B		○	○	○	○	○	○	○	○	○	○	○	○	○	○	○	○	○	○	○	○	○	○	5152
		Suction nozzles																									
		Large rolling nozzle: alu., 600 mm, with rubber lips	>A																					○		29194	
			>A																					○		14753	
		Replacement brush strip (1 piece)	>A			○		○	○	○			○			○			○							302001481	
		Replacement rubber lips (Kit = 2 pieces)																								7993	
																										15814	
		Industrial floor nozzle																									
		Rubber lips and height adjustable wheels, for wet vacuuming, aluminium, 500 mm wide	>B		○	○	○	○	○	○	○	○	○	○	○	○	○	○	○	○	○	○	○	○	○	○	15344
		Replacement rubber lips																									15346
		Replacement rubber lips oil resistant																									302000188
		Replacement wheels																									15345
		Industrial floor nozzle																									
		Brush strips and height adjustable wheels, for dry vacuuming, aluminium, 500 mm wide	>B		○	○	○	○	○	○	○	○	○	○	○	○	○	○	○	○	○	○	○	○	○	○	15343
		Replacement brush strips																									15347
		Replacement wheels																									15345

## Find the right connection

Examples



The right fit

The wrong fit




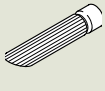
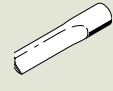
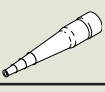


○ Can be used. (Items included as standard can be seen on the machine pages 48-62)

# Accessories for Vacuum Cleaners



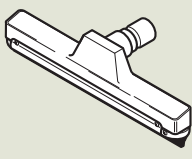
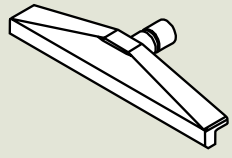
Wet & Dry, Special and Health & Safety Vacuums (EXCEPT Type 22 vacuums)



## System 50

			H-Class		M-Class				Wet & Dry						Industrial		Item No.								
			ATTIX 350-0H - 360-2H	ATTIX 550-0H - 550-2H	ATTIX 751-0H	ATTIX 560-2H XC	ATTIX 360-2M	ATTIX 550-2M	ATTIX 751-2M	ATTIX 763-2M ED	ATTIX 560-2M XC	ATTIX 761-2M XC	ATTIX 350-01 - 360-11 - 21	ATTIX 550-01-21	ATTIX 560-21 XC - 31 XC	ATTIX 590-21		ATTIX 751-11 - 21	ATTIX 751-71	ATTIX 763-21 ED	ATTIX 761-21 XC	ATTIX 791-21	DYNAMICS 840 - 440	TURBO D	SQ 850-11
	<b>Floor nozzle</b> plastic, 350 mm wide Brush insert for vacuuming light materials	<b>B</b>	○	○	○	○	○	○	○	○	○	○	○	○	○	○	○	○	○	○	○	○	○	○	6077
	<b>Coarse dirt nozzle</b> plastic, 175 mm wide For light vacuuming of coarse and bulky materials (paper, wood wool, wood shavings, leaves etc.)	<b>B</b>	○	○	○	○	○	○	○	○	○	○	○	○	○	○	○	○	○	○	○	○	○	○	5133
	<b>Coarse dirt nozzle</b> aluminium, 200 mm wide with brush insert, professional version Replacement brush insert	<b>B</b>	○	○	○	○	○	○	○	○	○	○	○	○	○	○	○	○	○	○	○	○	○	○	41100 41101
	<b>Diagonal tube nozzle, rubber</b> For vacuuming machines, car upholstery etc.	<b>B</b>	○	○	○	○	○	○	○	○	○	○	○	○	○	○	○	○	○	○	○	○	○	○	7868
	<b>Crevice nozzle, special plastic</b> Shock and abrasion-proof. For hard to reach places, especially for commercial car cleaning.	<b>B</b>	○	○	○	○	○	○	○	○	○	○	○	○	○	○	○	○	○	○	○	○	○	○	7102
	<b>Rubber nozzle, round</b> Oil and heat-resistant. For hard to reach places	<b>B</b>	○	○	○	○	○	○	○	○	○	○	○	○	○	○	○	○	○	○	○	○	○	○	19936
	<b>Rubber nozzle, flat</b> Oil and heat-resistant. For hard to reach corners	<b>B</b>	○	○	○	○	○	○	○	○	○	○	○	○	○	○	○	○	○	○	○	○	○	○	31244
	<b>Suction brush, plastic</b> With nylon bristles, for dashboards etc.	<b>B</b>	○	○	○	○	○	○	○	○	○	○	○	○	○	○	○	○	○	○	○	○	○	○	40458

## System 38

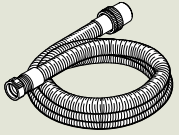
<b>Pipe and oven cleaning</b>																										
<b>Suction hose - 38-36 mm dia.</b>																										
	Suction hose, heat-resistant, 4m	<b>E A</b>	○	○	○	○	○	○	○	○	○	○	○	○	○	○	○	○	○	○	○	○	○	○	6070	
	Suction hose, universal, 4 m	<b>E A</b>	○	○	○	○	○	○	○	○	○	○	○	○	○	○	○	○	○	○	○	○	○	○	15365	
<b>Extension tube, aluminium</b>																										
	with thermal insulation, 2 m	<b>F E</b>	○	○	○	○	○	○	○	○	○	○	○	○	○	○	○	○	○	○	○	○	○	○	15339	
	with thermal insulation, 2.5 m	<b>F E</b>	○	○	○	○	○	○	○	○	○	○	○	○	○	○	○	○	○	○	○	○	○	○	15340	
<b>Pipe cleaning nozzle. For external cleaning of pipes with</b>																										
	a dia. of 70 - 120 mm	<b>F</b>	○	○	○	○	○	○	○	○	○	○	○	○	○	○	○	○	○	○	○	○	○	○	7964	
	a dia. of 120 - 200 mm	<b>F</b>	○	○	○	○	○	○	○	○	○	○	○	○	○	○	○	○	○	○	○	○	○	○	8054	
<b>Oven nozzle, 350 mm wide Teflon scraper insert</b>																										
	<b>Replacement scraper insert, Teflon</b>	<b>F</b>	○	○	○	○	○	○	○	○	○	○	○	○	○	○	○	○	○	○	○	○	○	○	6079 6080	
<b>Oven nozzle "XL", 400 mm</b>																										
	sturdy nozzle made of stainless steel with stainless steel scraper insert <b>Replacement scraper insert, stainless steel</b>	<b>F</b>	○	○	○	○	○	○	○	○	○	○	○	○	○	○	○	○	○	○	○	○	○	○	63380 64930	

○ Can be used. (Items included as standard can be seen on the machine pages 48-62)

# Accessories for Vacuum Cleaners

Wet & Dry, Special and Health & Safety Vacuums (EXCEPT Type 22 vacuums)

## System 36



### Suction hose - 36 mm dia.

- Universal, 3 m with quick system
- Universal, 4 m with quick system

>G|A

>G|A

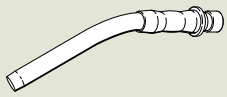
- Oil-resistant, 4 m with quick system

>G|A

- AntiStatic, 3 m with quick system
- AntiStatic, 4 m with quick system

>G|A

>G|A



### Curved hand tube

- Stainless steel with quick system
- Chromium-plated steel with quick system

>H|G

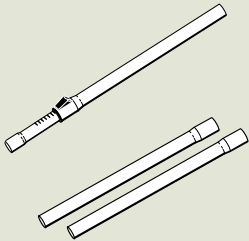
>H|G



### HAND TUBE AND ADAPTOR, TURNABLE

- Adaptor, plastic for suction hoses with quick system

>H|G



### Extension tubes

- Telescopic tube, stainless steel 550-970 mm long with ratchet mechanism

>H

### Straight extension tube, 2-pieces

- stainless steel, 2 x 500 mm
- chromium-plated steel, 2 x 500 mm

>H

>H

### Extension tube, 2-pieces

- aluminium, 2 x 500 mm

>H

H-Class M-Class Wet & Dry Industrial

ATTIX 350-0H, 360-2H  
ATTIX 350-0H, 590-2H  
ATTIX 751-0H  
ATTIX 560-2H XC  
ATTIX 360-2M  
ATTIX 550-2M  
ATTIX 751-2M  
ATTIX 763-2M ED  
ATTIX 560-2M XC  
ATTIX 761-2M XC  
ATTIX 350-0T, 360-1T, -2T  
ATTIX 550-0T, -2T  
ATTIX 560-2T XC, -3T XC  
ATTIX 390-2T  
ATTIX 751-1T, -2T  
ATTIX 751-6T  
ATTIX 751-7T  
ATTIX 763-2T ED  
ATTIX 761-2T XC  
ATTIX 791-2T  
DYNAMICS 840, 440  
TURBO D  
SQ 850-1T

Item No.

46948  
25537

61779

60781  
63209

46691  
302000528

29457

47109

15546  
302000529

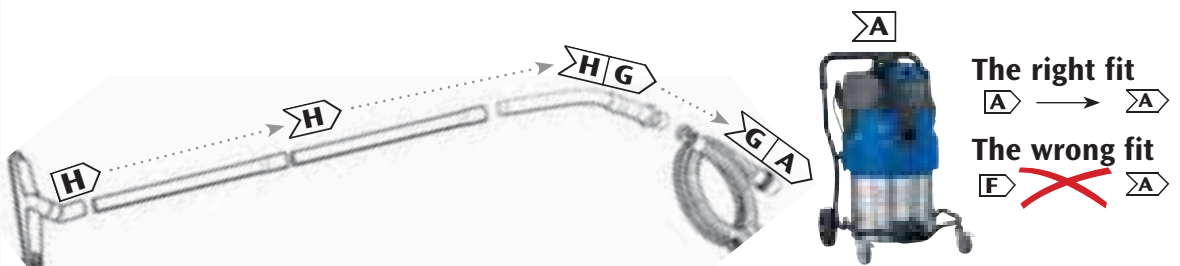
302000478



Symbols are shown with accessories to help you make the right connection (e.g. (symbol like >G|A)). The > always shows the direction of air flow to the vacuum cleaner. Connecting accessories with the same letter (e.g. >B|>B|A) assures a perfect fit.

## Find the right connection

Examples



○ Can be used. (Items included as standard can be seen on the machine pages 48-62)

# Accessories for Vacuum Cleaners

Wet & Dry, Special and Health & Safety Vacuums (EXCEPT Type 22 vacuums)

## System 36

		H-Class	M-Class	Wet & Dry	Industrial	Item No.
		ATTIX 350-0H, 360-2H ATTIX 550-0H, 550-2H ATTIX 751-0H	ATTIX 360-2M ATTIX 550-2M ATTIX 751-2M ATTIX 763-2M ED ATTIX 560-2M XC ATTIX 761-2M XC	ATTIX 350-01, 360-11, -21 ATTIX 550-01, 550-11, -21 ATTIX 560-21 XC, -31 XC ATTIX 590-21 ATTIX 751-11, -21 ATTIX 751-61 ATTIX 751-71 ATTIX 763-21 ED ATTIX 761-21 XC ATTIX 791-21	DYNAMICS 840, 440 TURBO D SQ 850-11	
	<b>Combi-nozzle</b> , plastic, 260 mm, foot operated with thread picker and swivel joint for carpets and smooth floors at home and office	<b>H</b>				302000477
	Replacement thread picker					64127
	<b>Combi-nozzle</b> , plastic, 250 mm	<b>H</b>				302000962
	foot operated for carpets and hard floors					
	<b>Office floor nozzle</b> , plastic, 300 mm	<b>H</b>				302000259
	Foot operated switch over, thread picker, with big rear wheels for every day use in shops or offices					
	<b>Professional floor nozzle</b> , plastic 360 mm	<b>H</b>				60356
	For dry and wet vacuuming					
	<b>Replacement brush strips</b>					60358
	<b>Replacement rubber lips</b>					60359
	<b>Floor nozzle</b> , aluminium, 330 mm	<b>H</b>				5147
	<b>Replacement brush insert</b>					6521
	<b>Large area floor nozzle</b> , aluminium, 450 mm	<b>H</b>				15349
	Rubber lips and height adjustable wheels for wet vacuuming					
	<b>Replacement rubber lips</b>					15352
	<b>Replacement rubber lips oil resistant</b>					302000186
	<b>Replacement wheels (2 pcs)</b>					15345
	<b>Large area floor nozzle</b> , aluminium, 450 mm	<b>H</b>				15348
	Brush strips and height adjustable wheels for dry vacuuming					
	<b>Replacement brush strips</b>					15351
	<b>Replacement wheels (2 pcs)</b>					15345
	<b>Large area floor nozzle</b> , aluminium, 450 mm	<b>H</b>				15350
	Special fluff strip and height adjustable wheels for textile floors					
	<b>Replacement special fluff strips (2 pcs)</b>					15353
	<b>Replacement wheels (2 pcs)</b>					15345
	<b>Water suction nozzle</b> , plastic 300 mm	<b>H</b>				7270
	<b>Replacement wheels (2 pcs)</b>					18794
	<b>Special floor nozzle</b> , plastic, 400 mm	<b>H</b>				5149
	Corrugated rubber lips and height adjustable wheels for wet and dry vacuuming, especially at building sites					
	<b>Replacement rubber lips</b>					6114
	<b>Parquet nozzle</b> , plastic, 300 mm	<b>H</b>				64195
	With long and soft horsehair bristles for a gentle and thorough cleaning of sensitive surfaces					
	<b>Electric suction brush</b> , 305 mm	<b>H</b>				11664
	With brush and vacuum function, driven by an electric motor connected to a standard equipment socket, 230 V					
	<b>Turbine carpet suction brush</b> , 300 mm	<b>H</b>	① ①			54118
	With brush and vacuum function, vacuum-driven, with suction power control and cleaning flap					

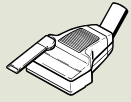
① Can be used. (Items included as standard can be seen on the machine pages 48-62)

① = for -2H, -11, -21 models

# Accessories for Vacuum Cleaners

Wet & Dry, Special and Health & Safety Vacuums (EXCEPT Type 22 vacuums)

## System 36



**Tubine hand suction brush, 150 mm** H  
For textile coverings, upholstered furniture etc., vacuum-driven, with integrated swing out crevice nozzle



**Brush nozzle, plastic, 230 mm long** H  
For delicate parts, upholstery and furniture

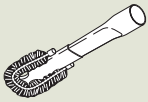


**Suction brush, plastic 70 mm** H  
With nylon bristles, for dashboards etc.



**Oval brush, plastic, 240 mm** H  
For cleaning delicate parts with large surfaces

### Suction nozzles



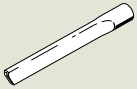
**Radiator brush nozzle, plastic** H  
For radiators, blinds etc.



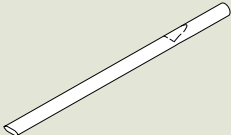
**Universal nozzle, aluminium, 150 mm** H



**Universal nozzle, plastic, 115 mm** H  
With brush insert, for car upholstery, carpets, etc.



**Crevice nozzle, plastic, 300 mm** H  
Shock and abrasion-proof



**Crevice nozzle, chrome-plated, 920 mm** H  
For oven and boiler cleaning



**Diagonal tube nozzle, rubber** H  
For vacuuming machines etc., abrasion-proof



**Rubber nozzle, flat, 100 mm** H  
Oil and heat-resistant

H-Class M-Class Wet & Dry Industrial

H-Class	M-Class	Wet & Dry	Industrial
ATTIX 350-0H, 360-2H ATTIX 350-0H, 350-2H ATTIX 751-0H ATTIX 560-2H XC	ATTIX 360-2M ATTIX 550-2M ATTIX 751-2M ATTIX 763-2M ED ATTIX 560-2M XC ATTIX 761-2M XC	ATTIX 350-0T, 360-1T, -2T ATTIX 550-0T, -2T ATTIX 560-2T XC, -3T XC ATTIX 390-2T ATTIX 751-1T, -2T ATTIX 751-6T ATTIX 751-7T ATTIX 763-2T ED ATTIX 761-2T XC ATTIX 791-2T	DYNAMICS 840, 440 TURBO D SQ 850-1T

Item No.

41275

6086

5146

40455

5144

5145

14295

6084

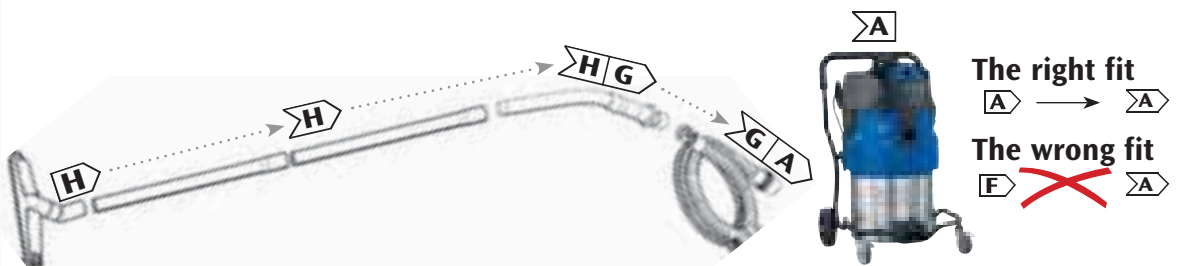
17836

5067

40456

## Find the right connection

Examples

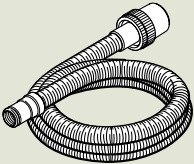
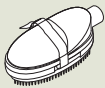
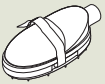
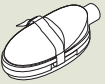









○ Can be used. (Items included as standard can be seen on the machine pages 48-62)

# Accessories for Vacuum Cleaners

Wet & Dry, Special and Health & Safety Vacuums (EXCEPT Type 22 vacuums)

System 32 / 27

	H-Class	M-Class	Wet & Dry	Industrial	Item No.
	ATTIX 350-0H, 360-2H ATTIX 550-0H, 550-2H ATTIX 751-0H ATTIX 560-2H XC	ATTIX 360-2M ATTIX 550-2M ATTIX 751-2M ATTIX 763-2M ED ATTIX 560-2M XC ATTIX 761-2M XC	ATTIX 350-01, 360-11, -21 ATTIX 550-01, 21 ATTIX 560-21 XC, -31 XC ATTIX 590-21 ATTIX 751-11, -21 ATTIX 751-61 ATTIX 751-71 ATTIX 763-21 ED ATTIX 761-21 XC ATTIX 791-21	DYNAMICS 840, 440 TURBO D SQ 850-11	
<b>ANIMAL CARE</b>					
<b>Suction hoses - 32/27 mm dia.</b>					
					
AntiStatic, 32 mm dia., 5 m, with tool adapter	<input checked="" type="checkbox"/>	<input checked="" type="checkbox"/>	<input checked="" type="checkbox"/>	<input checked="" type="checkbox"/>	30657
Universal, 27 mm dia., 3.5 m, with tool adapter	<input checked="" type="checkbox"/>	<input checked="" type="checkbox"/>	<input checked="" type="checkbox"/>	<input checked="" type="checkbox"/>	14289
AntiStatic, 27 mm dia., 3.5 m, with tool adapter	<input checked="" type="checkbox"/>	<input checked="" type="checkbox"/>	<input checked="" type="checkbox"/>	<input checked="" type="checkbox"/>	15325
<b>Nozzles</b>					
					
Spiked currycomb, plastic for long fur	<input checked="" type="checkbox"/>	<input type="checkbox"/>	<input type="checkbox"/>	<input type="checkbox"/>	6094
Replacement spiked currycomb insert					15038
					
Currycomb, plastic for long fur	<input checked="" type="checkbox"/>	<input type="checkbox"/>	<input type="checkbox"/>	<input type="checkbox"/>	6092
Replacement currycomb insert					15037
					
Brush currycomb, plastic for short fur	<input checked="" type="checkbox"/>	<input type="checkbox"/>	<input type="checkbox"/>	<input type="checkbox"/>	6093
Replacement brush currycomb insert					15039
<b>Bags &amp; Filters (Continued on page 72)</b>					
					
Filter bags		<input type="checkbox"/>	<input type="checkbox"/>		302000449
2-ply with lock, PU 5 pieces		<input type="checkbox"/>	<input type="checkbox"/>		302000527
		<input type="checkbox"/>	<input type="checkbox"/>		302001138
		<input type="checkbox"/>	<input type="checkbox"/>	<input type="checkbox"/>	302001484
				<input type="checkbox"/>	61603
				<input type="checkbox"/>	14912
					
Disposal bag, PU 5 pcs	<input type="checkbox"/>	<input type="checkbox"/>	<input type="checkbox"/>		302000728
	<input type="checkbox"/>	<input type="checkbox"/>	<input type="checkbox"/>		302000804
	<input type="checkbox"/>	<input type="checkbox"/>	<input type="checkbox"/>	<input type="checkbox"/>	302001480
		<input type="checkbox"/>	<input type="checkbox"/>	<input type="checkbox"/>	302001629
					
Removal sack				<input type="checkbox"/>	60676
					
Filter support bag				<input type="checkbox"/>	40617
Cotton bag, reusable prevents burst of filter bag, while vacuuming fine dust					
					
Safety filter bag	<input type="checkbox"/>	<input type="checkbox"/>	<input type="checkbox"/>	<input type="checkbox"/>	33209
Filter material BIA-tested	<input type="checkbox"/>	<input type="checkbox"/>	<input type="checkbox"/>		302001040
PU 5 pieces	<input type="checkbox"/>	<input type="checkbox"/>	<input type="checkbox"/>		302001141
	<input type="checkbox"/>	<input type="checkbox"/>	<input type="checkbox"/>		302001143
		<input type="checkbox"/>	<input type="checkbox"/>		302001486
					
Filter elements					
PET fleece, washable		<input type="checkbox"/>	<input type="checkbox"/>	<input type="checkbox"/>	302000461
PET fleece, washable		<input type="checkbox"/>	<input type="checkbox"/>	<input type="checkbox"/>	302000726
	<input type="checkbox"/>	<input type="checkbox"/>	<input type="checkbox"/>	<input type="checkbox"/>	302000658
	<input type="checkbox"/>				302001134
					
High-Pro - PET fleece, washable				<input type="checkbox"/>	61605
				<input type="checkbox"/>	41164
				<input type="checkbox"/>	34931
Polyester fleece/PTFE, Teflon, PTFE				<input type="checkbox"/>	26736








○ Can be used. (Items included as standard can be seen on the machine pages 48-62)




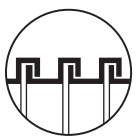


# Accessories for Vacuum Cleaners

Wet & Dry, Special and Health & Safety Vacuums (EXCEPT Type 22 vacuums)

	H-Class	M-Class	Wet & Dry	Industrial	Item No.
	ATTIX 350-0H, 360-2H ATTIX 550-0H, 550-2H ATTIX 751-0H	ATTIX 360-2M ATTIX 550-2M ATTIX 751-2M ATTIX 763-2M ED ATTIX 560-2M XC ATTIX 761-2M XC	ATTIX 350-01, 360-11, -21 ATTIX 550-01, 21 ATTIX 560-21 XC, -31 XC ATTIX 590-21 ATTIX 751-11, -21 ATTIX 751-71 ATTIX 763-21 ED ATTIX 761-21 XC ATTIX 791-21	DYNAMICS 840, 440 TURBO D SQ 850-11	
<b>Other accessories</b>					
 <b>Exhaust air collector</b>  Allows you to connect your hose for blowing, or connect to an exhaust pipe to the outside.	<input type="checkbox"/>	<input type="checkbox"/>	<input type="checkbox"/>	<input type="checkbox"/>	302000522 302001158
 <b>Motor cooling air filter</b> Replacement filter fleece, PU 5 pcs	<input type="checkbox"/>	<input type="checkbox"/>	<input type="checkbox"/>	<input type="checkbox"/>	302000491 302000929
<b>Folding transport handle</b> For improved vertical and horizontal mobility for machines frequently moved.	<input type="checkbox"/>	<input type="checkbox"/>	<input type="checkbox"/>	<input type="checkbox"/>	302000523
 <b>Spark extinguisher</b> Suppresses sparks before they enter the machine. NOT for B1, Type 22 machines.	<input type="checkbox"/>	<input type="checkbox"/>	<input type="checkbox"/>	<input type="checkbox"/>	34591
 <b>Hose holder</b> Convenient, organized storage for your short or long suction hose.	<input type="checkbox"/>	<input type="checkbox"/>	<input type="checkbox"/>	<input type="checkbox"/>	65081
<b>Accessory net</b> Keeps your accessories close at hand.	<input type="checkbox"/>	<input type="checkbox"/>	<input type="checkbox"/>	<input type="checkbox"/>	302000607 302000524
 <b>Chip basket</b> For separating chips from coolant during chip extraction and for unit protection. Galvanised perforated plate, with sturdy carrying handles.	<input type="checkbox"/>	<input type="checkbox"/>	<input type="checkbox"/>	<input type="checkbox"/>	61463 302001612
 <b>SQ 8 Wet Kit</b> Nilfisk-ALTO recommends SQ8-Wet-Kit when, using the SQ8 for vacuuming liquid. The durable metal filter sieve improves the wet vacuuming performance of the SQ850-11.				<input type="checkbox"/>	302000330

## Suction Hoses



### Universal



Colour: Silver metallic, Ø27, Ø32, Ø36, Ø50  
To use: Temperature at -50 to +60°C

### Antistatic

Colour: Black, Ø27, Ø32, Ø36, Ø50  
To use: Temperature at -50 to +60°C

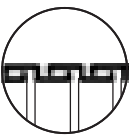
### Oil-resistant

Colour: Brown, Ø36, Ø50  
To use: Temperature at -60 to +120°C (short term +150°C)  
Bend radius: Ø27 r = 60 mm, Ø32 r = 70 mm, Ø36 r = 75 mm, Ø50 r = 120 mm



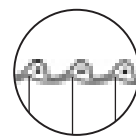
### Heat-resistant

Colour: Brown, Ø36, Ø50  
To use: Temperature at -60 to +120°C (short term +150°C)  
Bend radius: Ø36 r = 75 mm, Ø50 r = 120 mm



### Metal

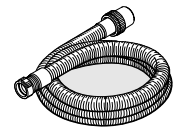
Colour: Galvanized, Ø50  
To use: Temperature at -50 to +120°C  
Bend radius: r = 180 mm  
High wear-resistant. Not suitable for acid and lye.



### Chips, abrasive

Colour: Transparent, Ø50  
To use: Temperature at -40 to +90°C (short term +125°C)  
Bend radius: Ø60 r = 60 mm  
Special for metal shavings, glass, sliver and other materials, oil-resistant, Antistatic, aluminium sleeves and steel wire coil

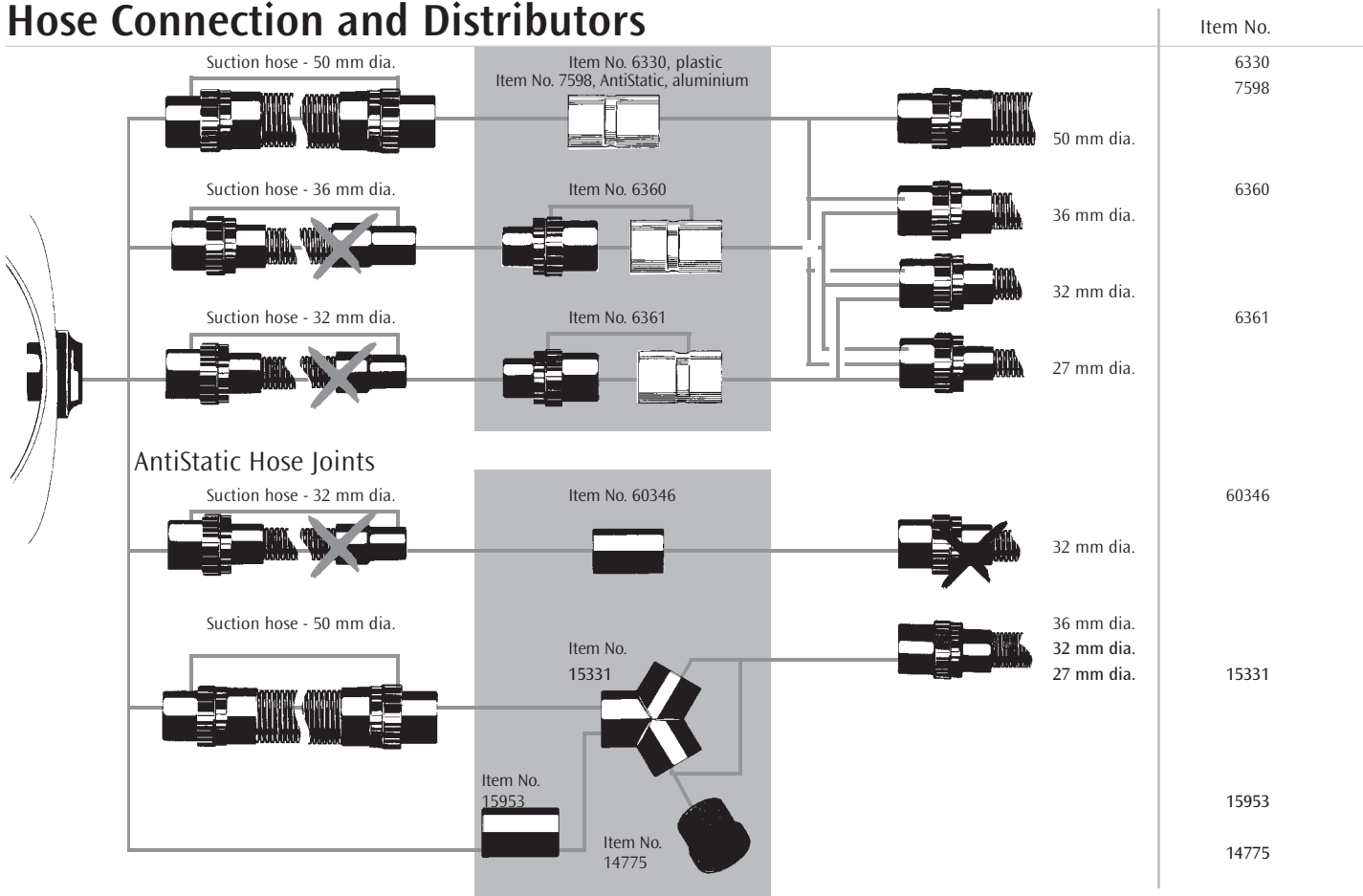
# Suction Hose Systems Wet & Dry, Special and Health & Safety Vacuums



Lengths as required	Nozzle-side sleeve		By the metre max. 20 m		Vacuum-side sleeve		complete	
		Item No.	Item No.		Item No.	m	Item No.	
<b>System 70</b> Universal		42419	34947 ***		34955			
<b>System 50</b> Universal		15101	11984		15101	1.75	19930	
oil-resistant		15101	14238		15101	4	15358	
heat-resistant	aluminium	7162	14238		7162	4	6468	
AntiStatic		15811	7599		15811	4	11061	
chips	aluminium	33435	15309		14630 alu.	4	15815	
metal	aluminium	15015	15310		15015 alu.	4	15182	
<b>System 38</b>								
<b>System 36</b> <b>Hose DN 36</b>								
Universal		46690*	11985		15102	3	46948*	
oil-resistant		46690*	6429		15102	4	25537*	
heat-resistant	aluminium	7674**	6429		7673	4	61779*	
	anti-kink spring	14194**				4	6070**	
AntiStatic		46690*	15312		15812	3	60781*	
						4	63209*	
electric tool	connection DN 33-36	48070						
DN 35-40 + 49		48750						
<b>Hose DN 32</b>								
Universal		46947*	14240****		15103			
	hand tube	60911				3	302000473	
AntiStatic	electric tool	30971	43502		30928	5	30657	
<b>System 27</b> Universal	electric tool	18195	15307		15104	3.5	14289	
AntiStatic	electric tool	18195	15326		15369	3.5	15325	

\* Quick system for curved hand tube 46691 or adapter 29457 (see page 66) \*\* Only for oven and pipe cleaning \*\*\* Max 10 m \*\*\*\* Max 35 m

## Hose Connection and Distributors



Why  
compromise

## Floor Cleaning Equipment

– The corporate values of cleanliness emerge from the floor

Nilfisk-ALTO, one of the world's leading manufacturers of floor care equipment, presents a complete product programme for organisations involved in the cleaning industry. Our products are designed to optimise time and downsize labour costs through increased efficiency, ease of maintenance, ease of operation and the capacity to provide environmentally friendly cleaning around the clock.

The variety of hard and soft floor surfaces available and their cleaning requirements can only be matched by the Nilfisk-ALTO range of floor care equipment. Walk-behind, ride-on sweepers, walk-behind scrubber dryers, ride-on scrubber dryers, polishers and carpet extractors are supported by an extensive range of accessories including pads, brushes and detergents.

A complete offering of indoor and outdoor cleaning solutions – in electrical, battery or engine driven versions.



# Walk-Behind Scrubbers Dryers

– Proven technology and satisfied customers



Squeegee: Accu-Track, parabolic swing that raises automatically in reverse. No need of tools for adjustment. No need for a second pass. Excellent pick-up around corners.

Bristle skirt avoids splashing and ploughing water.

The tangential three-stage vacuum motor offers "best in industry" solution pick-up and longer life.

Large solution tank for increased productivity

Electronic float shut-off prevents overfilling damage to vacuum motor

Locking tank latch provides added safety

Tilt-up recovery tank provides easy access for battery maintenance

Hose for easy emptying of recovery and solution tanks.

Parabolic, break-away squeegee is standard on all ENCORE machines.

Non marking pneumatic tyres with added sealant prevents loss of air pressure

One piece transaxle drive system provides smooth forward/reverse traverse for increased manoeuvrability

Actuator switch lowers scrub deck. Brushes off in neutral.

Electronic solution valve stops solution flow when brushes stop, preventing accidental flooding

Ergonomic handle design reduces operator fatigue

L.E.D. pressure gauge to monitor brush pressure (L series only)

L.E.D. battery gauge to monitor remaining run time

Infinitely variable brush pressure control (L series only)

Cableless solution control is infinitely variable

Traverse control is infinitely variable in forward and reverse

Brush switch

Hour meter aids scheduling service intervals

Circuit breakers provide extra motor protection

3-position switch lowers squeegee and activates vacuum (L series only)



Squeegee assembly raises automatically in reverse (L series only)

Key switch prevents unauthorised use

# 114RS-L

– The first Ride-On Sweeper in the industry with approval for hazardous dust Class L



- *Class L dust is classified as Hazardous, and for this reason, legislation restricts employees working in areas where Class L dust is present.*
- *The new 114RS-L Ride-On Sweeper is approved for Class L clean-up... picking up more than 99%. The first machine in the industry to be approved.*
- *The filter used in the 114RS-L is capable of capturing 99,9% of the Class L dust, virtually guaranteeing dust free sweeping performance!*



**Class L dust includes:**  
hazardous dust like cement, lime,  
iron ore, cinder, graphite, metal dust.



# Walk-Behind Sweepers



▲ BK 900



▲ BK 800



▲ FLOORTEC 380 M

Walk-behind sweepers give a perfect result on all floor coverings both inside and outside. Ergonomically designed and very manoeuvrable

## Manual sweeper

### BK 900

- Height-adjustable main broom
- Height-adjustable side broom
- Larger hopper

### BK 800

- Adjustable side broom
- Sturdy construction ensures long life
- Easy emptying of the hopper

### FLOORTEC 380 M

- Large hopper
- Folding handle for storage, without using tools
- Two Side and main brooms
- Overthrow system
- Easy emptying of the hopper

## Technical Data:

		BK 900	BK 800	FLOORTEC 380 M
Working width				
with side brooms	mm	690	690	800
without side brooms	mm	490	490	470
Working speed	km/h	4	4	4
Capacity	m <sup>2</sup> /h	2760	2760	3200
Hopper capacity	l	40	34	40
Dust control		no	no	no
Dimensions L x W x H	mm	1060 x 790 x 900	790 x 690 x 875	800 x 600 x 330
Weight	kg	25	17	14

## Standard Equipment:

Main broom	●	●	● 303000296
Side broom	●	●	● 54772



KSE 970 ▶  
KSE 770  
KSP 970  
KSP 770



KC 700 ET ▶  
KC 500 ET



**Clarke  
TECHNOLOGY**

Walk-behind sweepers give a perfect result on all floor coverings both inside and outside. Ergonomically designed and very manoeuvrable

**Petrol Engine**

**KSP 970**

- Overthrow system
- Ergonomic handle
- Dust free sweeping
- Large hopper

**KSP 770**

- Overthrow system
- Ergonomic handle
- Dust free sweeping
- Large hopper

**Battery-powered**

**KSE 970**

- Overthrow system
- Ergonomic handle
- Dust free sweeping

**KSE 770**

- Overthrow system
- Ergonomic handle
- Dust free sweeping

**KC 700 ET**

- Ergonomic handle
- Dust free sweeping
- Clear control panel
- Electrical traction, vacuum, main and side broom
- Powerful vacuum

**KC 500 ET**

- Ergonomic handle
- Dust free sweeping
- Clear control panel
- Electrical traction, vacuum, main and side broom
- Powerful vacuum

**Technical Data:**

		Petrol Engine		Battery-powered			
		KSP 970	KSP 770	KSE 970	KSE 770	KC 700 ET	KC 500 ET
Working width							
with side brooms	mm	750	650	750	650	870	670
without side brooms	mm	600	500	600	500	700	500
Working speed	km/h	4	4	4	4	4	4
Capacity	m <sup>2</sup> /h	3000	2600	3000	2600	3480	2680
Hopper capacity	l	42	35	42	35	50	32
Dust control		yes	yes	yes	yes	yes	yes
Filter area	m <sup>2</sup>	1.7	1.5	1.7	1.5	2	1.3
Tank Capacity	l	2.5	2.5				
Power Source	W	2600	2600	550	550	400	360
Working speed	km/h	4	4	4	4	4	4
Slope	%	15	15	15	15		
Dimensions L x W x H	mm	1370 x 755 x 990	1370 x 645 x 990	1370 x 755 x 990	1370 x 645 x 990	950 x 950 x 1000	750 x 750 x 1000
Weight	kg	87	79	112	104	82	68

**Standard Equipment:**

Main broom	●	●	●	●	●	●	●
Side broom	●	●	●	●	●	●	●

# Ride-On Sweepers



▲ 3366



▲ MPV-60  
MPV-60 TS

*Proven technology, innovative features and unique robust design details are combined to make these machines efficient and economical.*

### 3366

- Heavyduty steel construction
- Simple, easy controls
- 3-step multi-level dump system
- Large filter and hopper
- Full time power steering

### MPV-60

- Heavy-duty steel construction
- Versatile dump system
- Dust control system
- Full time power steering

### MPV-60 TS

- Heavy-duty steel construction
- Versatile dump system
- Littervac option
- Dust control system
- Full time power steering
- Heavy total steel

### Technical Data:

Sweeping path	mm	1676	1524	1524
Sweeping path without side broom	mm	1270	1143	1143
Main broom length	mm	1270	1143	1143
Side broom diameter	mm	585	585	585
Hopper capacity	l	765	396	396
Filter area	m <sup>2</sup>	16	8.2	8.2
Power source		Petrol/LP gas: 97 hp Ford Diesel: 47,3 hp Mitsubishi	Petrol/LP gas: 63 hp Ford Diesel: 37 hp Mitsubishi	Petrol/LP gas: 63 hp Ford Diesel: 37 hp Mitsubishi
Working speed	km/h	6	6	6
Capacity	m <sup>2</sup> /h	10050	9150	9150
Dimensions L x W x H	mm	2464 x 1791 x 1511	2490 x 1570 x 1290	2490 x 1570 x 1290
Weight	kg	1665	1271	1271

### Standard Equipment:

Side broom	●	●	●
------------	---	---	---





**Clarke  
American-Lincoln**  
TECHNOLOGIES



▲ 6150



▲ 114RS  
114RS-L



KC 1000 P  
KC 1000 E ▲

**6150**

- Variable dump system
- Easy operation with power steering
- Energy-absorbing bumper
- Filter shaking system
- Rugged steel platform

**114RS**

- 360° turning radius
- Electrical filter shaker
- Durable side brooms for two-sided cleaning
- Easy dump hopper
- Rugged steel platform

**114RS-L**

- Dust free sweeper
- Approved for Dust Class L
- 360° turning radius
- Easy dump hopper
- Electrical filter shaker
- Rugged steel platform
- Durable side brooms for two-sided cleaning

**KC 1000 P**

- Easy and ergonomic operation
- Electrical filter shaker
- Durable side brooms for two-sided cleaning
- Compact design
- Petrol-driven

**KC 1000 E**

- Easy and ergonomic operation
- Electrical filter shaker
- Durable side brooms for two-sided cleaning
- Compact design
- Battery-driven

**Technical Data:**

		6150	114RS	114RS-L	KC 1000 P	KC 1000 E
Sweeping path with 2 side brooms	mm	1270 (1 side broom)	1143	1143	1100	1100
Main broom length	mm	914	685	685	700	700
Side broom diameter	mm	534	406	406	410	410
Hopper capacity	l	283	85	85	65	65
Filter area	m <sup>2</sup>	7.2	3.7	3.7	4	4
Power source		Gasoline/LP gas: 20 hp Kawasaki 23 hp Kubota Battery 36 V Diesel: 14 hp Kubota 20 hp Kubota	Battery 36 V	Battery 36 V	Gasoline: 5.5 hp Honda	Battery 24 V
Working speed	km/h	6	6	6	6	6
Capacity	m <sup>2</sup> /h	7620	6860	6860	6600	6600
Dimensions L x W x H	mm	2210 x 1310 x 1350	1435 x 924 x 1194	1435 x 924 x 1194	1500 x 920 x 1320	1500 x 920 x 1320
Weight	kg	Battery : 1555 Gas/Diesel: 955	Without batteries: 311	Without batteries: 311	336	Without batteries: 230

**Standard Equipment:**

Main broom					●	●
Side broom	●	●	●	●	●	●

# Walk-Behind Scrubber Dryers



ENCORE L38 ▲  
ENCORE S38  
ENCORE L33  
ENCORE S33  
ENCORE L28  
ENCORE S28

The family of walk-behind scrubber dryers represents a new performance standard in the market. It combines electronic technology with simplicity, easy of use and high efficiency. All solutions are made to save time and money.

## Battery-powered

ENCORE L38	ENCORE S38	ENCORE L33	ENCORE S33	ENCORE L28	ENCORE S28
<ul style="list-style-type: none"> <li>Variable brush pressure</li> <li>L.E.D. brush pressure gauge</li> <li>Squeegee automatically raises in reverse</li> <li>Electronic "Brain" remembers brush pressure</li> </ul>	<ul style="list-style-type: none"> <li>Accutrack squeegee system with no tool adjustment</li> <li>Powerful trans-axle drive system eliminates chains and belts</li> <li>Solution and brush off in neutral</li> </ul>	<ul style="list-style-type: none"> <li>Variable brush pressure</li> <li>L.E.D. brush pressure gauge</li> <li>Squeegee automatically raises in reverse</li> <li>Electronic "Brain" remembers brush pressure</li> </ul>	<ul style="list-style-type: none"> <li>Accutrack squeegee system with no tool adjustment</li> <li>Powerful trans-axle drive system eliminates chains and belts</li> <li>Solution and brush off in neutral</li> </ul>	<ul style="list-style-type: none"> <li>Variable brush pressure</li> <li>L.E.D. brush pressure gauge</li> <li>Squeegee automatically raises in reverse</li> <li>Electronic "Brain" remembers brush pressure</li> </ul>	<ul style="list-style-type: none"> <li>Accutrack squeegee system with no tool adjustment</li> <li>Powerful trans-axle drive system eliminates chains and belts</li> <li>Solution and brush off in neutral</li> </ul>

## Technical Data:

		ENCORE L38	ENCORE S38	ENCORE L33	ENCORE S33	ENCORE L28	ENCORE S28
Cleaning width	mm/In	950 / 38"	950 / 38"	840 / 33"	840 / 33"	700 / 28"	700 / 28"
Brush size	mm/In	2 x 480 / 19"	2 x 480 / 19"	2 x 430 / 17"	2 x 430 / 17"	2 x 360 / 14"	2 x 360 / 14"
Squeegee width	mm	1251	1251	1099	1099	1003	1003
Working speed	km/h	4	4	4	4	4	4
Capacity	m <sup>2</sup> /h	3810	3810	3350	3350	2790	2790
Tank capacity, Solution/Recovery	l	114 / 114	114 / 114	114 / 114	114 / 114	114 / 114	114 / 114
Power source	V	36	36	36	36	36	36
Brush motor	Power	W 1480	1480	1480	1120	1120	1120
	Speed	RPM 200	200	200	200	200	200
	Pressure	kg 54 - 100	68	54 - 100	68	54 - 100	68
Vacuum motor	Power	W 670	670	670	670	670	670
	Type	Tangential	Tangential	Tangential	Tangential	Tangential	Tangential
Traction motor	Power	W 370	370	370	370	370	370
	Type	Transaxle	Transaxle	Transaxle	Transaxle	Transaxle	Transaxle
	Speed	m/min / km/h 0 - 75 / 0 - 4.5	0 - 75 / 0 - 4.5	0 - 75 / 0 - 4.5	0 - 75 / 0 - 4.5	0 - 75 / 0 - 4.5	0 - 75 / 0 - 4.5
Dimensions	L x W x H	mm 1676 x 1041 x 1118	1676 x 1041 x 1118	1600 x 914 x 1118	1600 x 914 x 1118	1588 x 762 x 1118	1588 x 762 x 1118
Weight with batteries without water	kg	471	471	466	466	462	462

## Standard Equipment:

Squeegee	●	●	●	●	●	●
----------	---	---	---	---	---	---

# Walk-Behind Scrubber Dryers



Accessories from page 93

Detergents from page 110



ENCORE L26 ▲



ENCORE L2426 ▲  
ENCORE S2426

**Clarke  
TECHNOLOGY**

The family of walk-behind scrubber dryers represents a new performance standard in the market. It combines electronic technology with simplicity, easy of use and high efficiency. All solutions are made to save time and money. The rugged tanks are corrosion and crack-resistant.

### Battery-powered

#### ENCORE L26

- Parabolic swing and break-away squeegee
- Variable brush pressure
- New cylindrical dual brush head
- Floating brushes for uneven floors
- Two cylindrical brushes for wet sweep action
- Powered forward & reverse with variable speed control
- Strong and durable cast brush housing

#### ENCORE L2426

- Parabolic swing and break-away squeegee
- Variable brush pressure
- No tool squeegee blade change and adjustment
- Variable brush pressure
- Gimbal mounting allows brushes to float over uneven floors
- Powered forward & reverse with variable speed control

#### ENCORE S2426

- Parabolic swing and break-away squeegee
- Variable brush pressure
- No tool squeegee blade change and adjustment
- Unique bristle skirting
- Easy emptying of tanks through large drainage hoses

### Technical Data:

Cleaning width	mm/In	660 / 26"	660/26" or 610/24"	660/26" or 610/24"
Brush size	mm/In	2 x 660 - Cylindrical	2 x 330 / 13"	2 x 330 / 13"
Squeegee width	mm	970	864	864
Working speed	km/h	4	4	4
Capacity	m <sup>2</sup> /h	2640	2640 / 2440	2640 / 2440
Tank capacity, Solution/Recovery	l	76 / 76	76 / 76	76 / 76
Power source	V	24	24	24
Brush motor	Power	W	2 x 370	1100
	Speed	RPM	1000	200
	Pressure	kg	0 - 45	0 - 68
Vacuum motor	Power	W	550	550
	Type		Tangential	Tangential
Traction motor	Power	W	370	370
	Type		Transaxle	Transaxle
	Speed	m/min / km/h	0 - 76 / 0 - 4.5	0 - 76 / 0 - 4.5
Dimensions	L x W x H	mm	1422 x 711 x 1092	1422 x 711 x 1092
Weight with batteries without water	kg		319	310

### Standard Equipment:

Squeegee	●	●	●
----------	---	---	---

# Walk-Behind Scrubber Dryers



Accessories from page 93

Detergents from page 110



◀ ENCORE L20  
ENCORE S20  
ENCORE S20 E

The compact and easy to use ENCORE 20 machines are very robust, which makes them the best cleaning machine choice for daily cleaning in canteens, schools and supermarkets.

## Battery-powered

### ENCORE L20

- Parabolic swing and break-away squeegee
- No squeegee blade change and adjustment with tool
- Solution and brush off in neutral
- Powerful transaxle drive system eliminates chains and belts

### ENCORE S20

- Parabolic swing and break-away squeegee
- No squeegee blade change and adjustment with tool
- Unique bristle skirting
- Easy emptying of tanks through large drainage hoses

## Electrically-powered

### ENCORE S20 E

- Parabolic swing and break-away squeegee
- No squeegee blade change and adjustment with tool
- Unique bristle skirting
- Easy emptying of tanks through large drainage hoses

## Technical Data:

			ENCORE L20	ENCORE S20	ENCORE S20 E
Cleaning width	mm/In		510 / 20"	510 / 20"	510 / 20"
Brush size	mm/In		510 / 20"	510 / 20"	510 / 20"
Squeegee width	mm		864	864	864
Working speed	km/h		4	4	4
Capacity	m <sup>2</sup> /h		2030	2030	2030
Tank capacity, Solution/Recovery	l		53 / 53	53 / 53	53 / 53
Power source	V		24	24	230
Brush motor	Power	W	560	560	560
	Speed	RPM	200	200	250
	Pressure	kg	25 - 45	25 - 45	25
Vacuum motor	Power	W	560	560	560
	Type		Tangential	Tangential	Tangential
Traction motor	Power	W	370	-	-
	Type		Transaxle	Brush assisted	Brush assisted
	Speed	m/min / km/h	0 - 76 / 0 - 4.5	-	-
Dimensions	L x W x H	mm	1335 x 565 x 1105	1335 x 565 x 1105	1335 x 565 x 1105
Weight with batteries without water	kg		212	212	153 (without batteries)

## Standard Equipment:

Squeegee	●	●	●
----------	---	---	---



# ENCORE 17

– an attractive investment



▲ **Easy brush change**

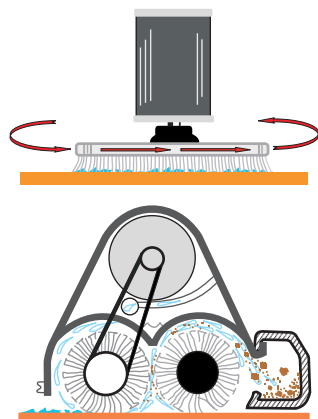
With the compact and highly manoeuvrable ENCORE 17 walk-behind scrubber dryer, your floor cleaning tasks are successfully accomplished in nearly no time.

Supreme water pick-up, reliability and simplicity in daily use/maintenance and the machine's capability to go backwards with the squeegee down are just some of the new features proving that we have developed a machine with numerous advantages.

The product design is so versatile that it applies to several market segments without compromising individual customer needs. Therefore, the **ENCORE 17** is designed to strengthen the Nilfisk-ALTO strategy in being a full line supplier of floor care products and naturally in keeping customer needs in focus.

**Several models available**

Choose battery driven models with either disc brush (top illustration) or cylindrical brush (bottom illustration) with or without traction.



Bristle brush skirt permits double scrubbing

Head flips up 60 degrees by the touch of a button for easy brush or pad changing

Rotary disc or cylindrical head options

▲ **Easy emptying**

of the recovery water into a sink or drain and the on board charger permits charging anywhere

Large lid and no vacuum tubes make cleaning of recovery tank easy

Electronic float switch shuts vac motor off, when recovery tank is full

Recovery tank is easy to remove for cleaning

Heavy duty transaxle on traction drive models

Machine automatically shuts off if it is left on and is not in use after 15 minutes, to save batteries

Low battery protection

Rear fill permits filling with bucket or hose while draining the recovery tank

On board charger permits charging anywhere

Large 42 litres solution and recovery tanks

Solution filter with shut off valve

Heavy duty traction wheels

Squeegee has 4 usable blade edges and it requires no tools to change it

Solution off and brush off in neutral

# Walk-Behind Scrubber Dryers



▲ ENCORE 17 ROTARY



▲ ENCORE 17 CYLINDRICAL

The new ENCORE 17 is available in different models; Standard with rotary or cylindrical brush or Luxury with rotary or cylindrical brush. ENCORE 17 has the advantage of easy cleaning and maintenance, and it has a built-in charger as standard.

## Battery-powered

### ENCORE L17 ROTARY

- Compact & highly manoeuvrable
- Large capacity tanks
- "Flip-up" head for easy brush change
- Aggressive brush pressures
- Parabolic break-away squeegee

### ENCORE S17 ROTARY

- Compact & highly manoeuvrable
- Large capacity tanks
- "Flip-up" head for easy brush change
- Aggressive brush pressures
- Parabolic break-away squeegee

### ENCORE L17 CYLINDRICAL

- Compact & highly manoeuvrable
- Large capacity tanks
- "Flip-up" head for easy brush change
- Aggressive brush pressures
- Parabolic break-away squeegee
- Two cylindrical brushes for wet sweep action

### ENCORE S17 CYLINDRICAL

- Compact & highly manoeuvrable
- Large capacity tanks
- "Flip-up" head for easy brush change
- Aggressive brush pressures
- Parabolic break-away squeegee
- Two cylindrical brushes for wet sweep action

## Technical Data:

Cleaning width	mm/In	430 / 17"	430 / 17"	430 / 17"	430 / 17"
Brush size	mm/In	430 / 17"	430 / 17"	2 x 430 - Cylindrical	2 x 430 - Cylindrical
Squeegee width	mm	864	864	864	864
Working speed	km/h	4	4	4	4
Capacity	m <sup>2</sup> /h	1720	1720	1720	1720
Tank capacity, Solution/Recovery	l	42 / 42	42 / 42	42 / 42	42 / 42
Power source	V	24	24	24	24
Brush motor	Power	W 560	560	560	560
	Speed	RPM 200	200	1000	1000
	Pressure	kg 0-41	0-41	0-32	0-32
Vacuum motor	Power	W 353	353	353	353
	Type	Tangential	Tangential	Tangential	Tangential
Traction motor	Type	W 250	Brush assisted	250	None
Dimensions	L x W x H	mm 1238 x 483 x 1067	1238 x 483 x 1067	1238 x 483 x 1067	1238 x 483 x 1067
Weight with batteries	kg	157	148	163	155

## Standard Equipment:

Squeegee	●	●	●	●
----------	---	---	---	---



◀ SSB 430  
SSB 430 COMBI



◀ SSE 430

**Clarke  
TECHNOLOGY**

The walk-behind scrubber dryers with compact design are easy to operate and it is simple to change the brushes for different kind of floors.

**Battery-powered**

**SSB 430**

- Compact and robust design
- Superior cleaning and water pick-up performance
- Break-away squeegee
- Clear recovery lid
- Brush assisted traverse

**SSB 430 COMBI**

- Compact and robust design
- Superior cleaning and water pick-up performance
- Break-away squeegee
- Clear recovery lid
- Brush assisted traverse
- Ready to use with batteries and charger

**Electrically-powered**

**SSE 430**

- Compact design
- Easy brush change
- Powerful brush and vacuum motor
- Ergonomic design

**Technical Data:**

Cleaning width	mm	430	430	430
Brush size	mm	430	430	430
Squeegee width	mm	715	715	715
Working speed	km/h	4	4	4
Capacity	m <sup>2</sup> /h	1730	1730	1730
Tank capacity, Solution/Recovery	l	33 / 33	33 / 33	35 / 35
Power source	V	24	24	230
Brush motor	Power	W	700	1200
	Speed	RPM	180	180
	Pressure	kg	40	40
Vacuum motor	Power	W	500	1000
	Type		Tangential	Tangential
Traction motor	Type		Brush assisted	Brush assisted
Dimensions	L x W x H	mm	900 x 510 x 1050	900 x 510 x 1050
Weight without batteries	kg	64	64	62

**Standard Equipment:**

Squeegee	●	●	●
Brush, Polypropylene	●	●	●
Mains cable, 20 m			●
Battery 70 Ah Dry		●	
Charger		●	

# Walk-Behind Scrubber Dryers



SSB 480 ▲  
SSE 480



SSB 400 ▲  
SSE 400



SSE 350 ▲

**Clarke**  
TECHNOLOGY

The walk-behind scrubber dryers with extremely compact design due to the flexible tanks and they are easy to operate even for inexperienced users.

## Cylindrical brush

### SSB 480

- Compact machine due to the flexible tank
- Cleaning agent added with dosing pump
- Cylindrical brush
- Compact design
- Battery-powered

### SSE 480

- Compact machine due to the flexible tank
- Cleaning agent added with dosing pump
- Cylindrical brush
- Quick tool connection
- Mains-powered

### SSB 400

- Compact machine due to the flexible tank
- Cleaning agent added with dosing pump
- Cylindrical brush
- Cleans and vacuums forward and backwards
- Battery-powered

### SSE 400

- Compact machine due to the flexible tank
- Cleaning agent added with dosing pump
- Cylindrical brush
- Cleans and vacuums forward and backwards
- Mains-powered

## Disk brush

### SSE 350

- 2-disk brush system
- Quick tool connection
- Compact machine due to the flexible tank
- Cleans and vacuums forward and backwards
- Mains-powered

## Technical Data:

		SSB 480	SSE 480	SSB 400	SSE 400	SSE 350	
Cleaning width	mm	500	500	310	310	330	
Brush size	mm	500	500	310	310	2 x 165	
Squeegee width	mm	800	800	450	450	380	
Working speed	km/h	4	4	4	4	4	
Capacity	m <sup>2</sup> /h	2000	2000	1240	1240	1320	
Tank capacity, Solution/Recovery	l	18 / 25	33 / 45	18 / 25	33 / 45	10 / 12	
Power source	V	24	230	24	230	230	
Brush motor	Power	W	360	300	360	300	200
	Speed	RPM	650	600	680	680	200
Vacuum motor	Power	W	360	950	360	950	900
Traction motor	Type		Brush assisted	Brush assisted	Brush assisted	Brush assisted	Brush assisted
Dimensions	L x W x H	mm	970 x 580 x 990	970 x 580 x 990	970 x 480 x 990	970 x 480 x 990	550 x 390 x 410
Weight without batteries	kg		45	45	42	36	22

## Standard Equipment:

Squeegee	●	●	●	●	●
Cylindrical brush	●	●	●	●	●
Disk brush (2 pcs)					●
Mains cable		● 20 m		● 20 m	● 7 m



# Ride-On Scrubber Dryers



**ENCORE R38**  
▲ **ENCORE R34**



**ENCORE RC30**  
▲ **ENCORE RC28**  
**ENCORE RC26**

**Clarke  
American-Lincoln  
TECHNOLOGIES**

The 3 interchangeable scrub decks of the ENCORE RC give you the possibility to tailor the machine to your specific cleaning need.

**ENCORE R38**

- 96 cm wide scrubbing path
- Large capacity solution and recovery tanks
- Break-away squeegee
- Brush and solution off in neutral
- Excellent line of sight
- Working speed 8 km/h

**ENCORE R34**

- 86 cm wide scrubbing path
- Large capacity solution and recovery tanks
- Break-away squeegee
- Brush and solution off in neutral
- Excellent line of sight
- Working speed 8 km/h

**ENCORE RC30**

- Superior cleaning and water pick-up performance
- Front wheel steering for great mobility and versatility
- Robust industrial design
- Break-away squeegee

**ENCORE RC28**

- Superior cleaning and water pick-up performance
- Front wheel steering for great mobility and versatility
- Robust industrial design
- Break-away squeegee

**ENCORE RC26**

- Superior cleaning and water pick-up performance
- Front wheel steering for great mobility and versatility
- Robust industrial design
- Break-away squeegee

**Technical Data:**

		ENCORE R38	ENCORE R34	ENCORE RC30	ENCORE RC28	ENCORE RC26
Cleaning width	mm	960	860	760	710	660
Squeegee width	mm	1070	1070	1020	1020	810
Brush size	mm/In	2 x 480/19"	2 x 430/17"	2 x 380/15"	2 x 710 cylindrical	2 x 330/13"
Vacuum motor	W	740 - 3 stage	740 - 3 stage	670 - 3 stage	670 - 3 stage	670 - 3 stage
Brush motors	W	2 x 300	2 x 300	900	2 x 750	900
Brush speed	RPM	300	300	200	850	200
Solution tanks	l	170	170	95	95	95
Recovery tanks	l	170	170	110	110	110
Power source		Battery 36 V	Battery 36 V	Battery 36 V	Battery 36 V	Battery 36 V
Capacity	m <sup>2</sup> /h	5440	4865	3475	3250	3000
Dimensions L x W x H	mm	1816 x 1040 x 1295	1816 x 965 x 1295	1600 x 813 x 1260	1600 x 800 x 1260	1600 x 790 x 1260
Weight	kg	826 with batteries	817 with batteries	630 with batteries	630 with batteries	630 with batteries

**Standard Equipment**

Squeegee	●	●	●	●	●
Cylindrical brush x 2				●	

# Ride-On Sweeper-Scrubber Dryers



**Clarke  
American-Lincoln**  
TECHNOLOGIES



▲ 7760



▲ ATS 53  
▲ ATS 46



▲ SMART 46  
▲ SMART 40

*Rugged design, time-tested technology and user-friendly features are synonymous with high performance and cost efficiency.*

Technical Data:		7760	ATS 53	ATS 46	SMART 46 / SMART 40
		<ul style="list-style-type: none"> <li>• Most productive sweeper-scrubber available</li> <li>• Accu-Track squeegee system</li> <li>• Easy to clean and tilt recovery tank</li> <li>• Large solution and recovery tanks</li> <li>• Ergonomically designed operator's compartment</li> </ul>	<ul style="list-style-type: none"> <li>• New vacuum system for improved performance and durability</li> <li>• 135 cm wide scrubbing path</li> <li>• Low or variable dump</li> <li>• Accu-Track squeegee system</li> <li>• Full shift cleaning capacity</li> <li>• Brushes and solution off in neutral</li> </ul>	<ul style="list-style-type: none"> <li>• New vacuum system for improved performance and durability</li> <li>• 117 cm wide scrubbing path</li> <li>• Low or variable dump</li> <li>• Accu-Track squeegee system</li> <li>• Full shift cleaning capacity</li> <li>• Brushes and solution off in neutral</li> </ul>	<ul style="list-style-type: none"> <li>• Accu-Track squeegee system</li> <li>• Hydraulic controlled steering</li> <li>• Accu-Trol speed control</li> <li>• Brushes and solution off in neutral</li> <li>• Easy broom change without tools</li> <li>• Easy Hopper cleaning</li> </ul>
Sweeping path	mm	1520	1524 (with side broom)	1524 (with side broom)	1170
Cleaning path	mm	1370	1346	1170	1170 / 1016
Hopper size	l	180 Manual dump/ 545 Variable dump	283	283	71
Vacuum motors	kW	Hydraulic	2 x 0.55 - 3 stage	2 x 0.55 - 3 stage	2 x 0.55 - 3 stage
Brush motor		Hydraulic	Electric/Hydraulic	Electric/Hydraulic	3x1.25 / 2x1.25 kW
Brush speed	RPM	200	200	200	200
Solution tanks	l	380	265	265	208
Recovery tanks	l	380	265	265	208
Power source		Petrol/LP gas: 97 hp Ford Diesel: 47.3 hp Mitsubishi	Petrol /LP gas: 63 hp Ford Diesel: 37 hp Mitsubishi Battery: 36 V	Petrol/LP gas: 63 hp Ford Diesel: 37 hp Mitsubishi Battery: 36 V	Battery: 36 volt
Working speed	km/h	8	8	8	8
Capacity	m <sup>2</sup> /h	10960	10800	9360	9350 / 8130
Dimensions L x W x H	mm	2718 x 1499 x 1562	2654 x 1321 x 1410	2654 x 1321 x 1410	2210 x 1168 x 1320
Weight	kg	1882	1170 (without battery) 1305 (gas/diesel)	1170 (without battery) 1305 (gas/diesel)	765 (without battery)
<b>Standard Equipment:</b>					
Squeegee		●	●	●	●
Side broom		●	● (only with variable dump)	● (only with variable dump)	●

# Polishers



▲ SPIN 43DS



▲ SPIN 43HS



▲ SPIN 43



▲ C2K 1600



▲ C2K 13

**Clarke  
TECHNOLOGY**

The SPIN and C2K range of polishers exceeds the demands for stripping, scrubbing, wet/dry polishing, shampooing and floor polishing. Furthermore the C2K 1600 is also suitable for grinding.

### Electrically-powered

#### SPIN 43DS

- Dual speed
- Quiet operation and long life
- Rugged steel tube and frame
- Extruded vinyl bumper protects inventory and machine
- Easy to operate

#### SPIN 43HS

- High speed polisher
- Quiet operation and long life
- Rugged steel tube and frame
- Extruded vinyl bumper protects inventory and machine
- Easy to operate

#### SPIN 43

- Quiet operation and long life
- Rugged steel tube and frame
- Extruded vinyl bumper protects inventory and machine
- Easy to operate

#### C2K 1600

- 3 planetary gears ensure quiet operation and long life
- 1100 W powerful motor
- Rugged steel tube and frame
- Extruded vinyl bumper protects inventory and machine

#### C2K 13

- Double reduction steel gear
- Large non marking transport wheels
- Easy to use
- Rugged steel tube and frame
- Extruded vinyl bumper protects inventory and machine

#### Technical Data:

		SPIN 43DS	SPIN 43HS	SPIN 43	C2K 1600	C2K 13
Pad size	mm/In	430/17"	430/17"	430/17"	406/16"	330/13"
Speed	RPM	190 or 380	450	180	200	200
Power Source	V/~ /Hz	230/1~/50	230/1~/50	230/1~/50	230/1~/50	230/1~/50
Motor	W	1500	1500	1200	1100	250
Gears	Type	Belt	Belt	Belt	3 x Planetary gears	Double reduction
Cable	m	12.5	12.5	12.5	15	15
Dimensions L x W x H	mm	575 x 440 x 1105	575 x 440 x 1105	575 x 440 x 1105	530 x 410 x 1150	430 x 330 x 1150
Weight	kg	35.5	39	39	40	21
Pad driver size	mm	390	390	390	360	280

# Carpet Extractors



Accessories on page 100

Detergents from page 110



**Clarke**  
**TECHNOLOGY**

TW 1400 HD ▲

TW 400 ▲

TW 300 S ▲

HOME CLEANER ▲

Spray extraction units for all applications and area sizes. Simple operation, robust, stable design for commercial use. Maximum suction power for excellent cleaning results. High spraying capacity with carrying handles for convenient transportation. HOME CLEANER: Keeps your belongings intact. It saves you from replacing carpets and new furniture upholstery.

## Electrically-powered

### TW 1400 HD

- Variable pressure
- Super suction power
- Large container volume

### TW 400

- Constant pressure
- Low weight - easy to transport

### TW 300 S

- Compact spray extraction unit with extensive accessories

### HOME CLEANER

- The all-round cleaner for carpets, furnitures and other upholstery elements
- Both wet & dry vacuumings\*


## Technical Data:

		TW 1400 HD	TW 400	TW 300 S	HOME CLEANER
Working width	mm	300	260	260	260
Solution tank	l	35	15	8	8
Recovery tank	l	40	15	8	8
Pump pressure	bar	2-11	2.3	2	2
Power supply	V	230 (50 Hz)	230 (50 Hz)	230 (50 Hz)	230 (50 Hz)
Power consumption	W	1600	1100	1000	1000
Water flow	l/min	9	3	2	2
Air flow	l/min	3200	2400	2400	2400
Mains cable	m	15	7.5	7.5	7.5
Dimensions L x W x H	mm	820 x 410 x 840	680 x 360 x 420	390 x 390 x 520	390 x 390 x 520
Weight	kg	39	20	9.5	9.5

## Standard Equipment:

Tubes and hose	●	●	●	●
Carpet tool	●	●	●	●
2-piece extension tube 2 x 0.5 m				● 15546
Suction hose with hand tube				● 48331
Upholstery adaptor and upholster nozzle				● 14295
Combination nozzle				● 302000477
Hard floor attachment				● 47896
Crevice nozzle				● 6084
Brush nozzle				● 5146

# Accessories for Walk-Behind Sweepers



## STANDARD EQUIPMENT

Pieces needed

KSE 970  
KSP 970  
KSE 770  
KSP 770  
KC 700  
KC 500  
BK 900  
BK 800

Item No.

Accessories	Pieces needed	KSE 970	KSP 970	KSE 770	KSP 770	KC 700	KC 500	BK 900	BK 800	Item No.
Main broom										
Polypropylene	1	●	●							61480
	1			●	●			●		60642
	1					●				7114790
	1						●			7114780
	1							●		42320
Side broom										
Polypropylene	1	●	●	●	●			●		60641
	1					●	●			7114654
	1							●		42321
Filter										
	1					●				7114741
	1						●			7114723

Filter (PE)

1

●

●

61483

1

●

●

61482

## ACCESSORIES

Battery 12 V/95 Ah 5

Semi-traction

1

○

○

7116006

Charger

12 V, 20 A for Semi-traction

1

○

○

7116101

Battery Maintenance free

1

○

○

7116162

Charger

1

○

○

61196

## OPTIONS

Low battery indicator

1

○

○

61197

Filter polyester

1

○

7115274

1

○

7115273

Main broom - Steel

1

○

7115215

1

○

7115210

Main broom - PPL 60

1

○

7115214

1

○

7115209

Side broom PPL/Steel

1

○

○

7115211

↑ Number per machine, item no.  
always consists of one piece.

● Standard accessory

○ Option/Supplementary accessory

# Accessories for Walk-Behind Scrubber Dryers

## ENCORE models

			ENCORE I/S 38	ENCORE I/S 33	ENCORE I/S 28	ENCORE I26	ENCORE I2426	ENCORE S2426	ENCORE I/S/E 20	ENCORE 17 ROTARY	ENCORE 17 CYLINDRICAL	Item No.
	<b>BRUSHES</b>	Pieces needed										
	<b>Clean grit</b>											
	20" (Ø 508 mm)	1							○			51474D
	19" (Ø 480 mm)	2	○									11432B
	17" (Ø 430 mm)	2		○								11430B
	17" (Ø 430 mm)	1								○		52541A
	14" (Ø 360 mm)	2			○							11431B
13" (Ø 330 mm)	2					○					11439A	
13" (Ø 330 mm)	2						○				10152A	
	<b>Supergrit</b>											
	20" (Ø 508 mm)	1							○			51450D
	19" (Ø 480 mm)	2	○									11433B
	17" (Ø 430 mm)	2		○								11425B
	17" (Ø 430 mm) - Light Grit	1								○		52543A
	14" (Ø 360 mm)	2			○							11426B
	13" (Ø 330 mm)	2					○					11440A
13" (Ø 330 mm)	2						○				10153A	
	<b>Polypropylene</b>											
	20" (Ø 508 mm)	1							○			51447D
	19" (Ø 480 mm)	2	○									11434B
	17" (Ø 430 mm)	2		○								11424B
	17" (Ø 430 mm)	1								○		52539A
	14" (Ø 360 mm)	2			○							11427B
	13" (Ø 330 mm)	2					○					11438A
13" (Ø 330 mm)	2						○				10141A	
	<b>Soft nylon</b>											
	20" (Ø 508 mm)	1							○			51482D
	19" (Ø 480 mm)	2	○									11435B
	17" (Ø 430 mm)	2		○								11428B
	17" (Ø 430 mm)	1								○		52540A
	14" (Ø 360 mm)	2			○							11429B
	13" (Ø 330 mm)	2					○					11437A
13" (Ø 330 mm)	2						○				10154A	
	<b>Universal (5 different bristles)</b>											
	20" (Ø 508 mm)	1							○			303000396
	19" (Ø 480 mm)	2	○									303000386
	17" (Ø 430 mm)	2		○								303000384
	17" (Ø 430 mm)	1								○		303000400
	14" (Ø 360 mm)	2			○							303000382
	13" (Ø 330 mm)	2					○					303000381
13" (Ø 330 mm)	2						○				303000399	
	<b>Cylindrical</b>											
	Clean grit	2				○						30178A
	Supergrit	2				○						30179A
	Polypropylene	2				○						30176A
	Soft nylon	2				○						30177A
	Clean grit	2								○		30233A
	Super grit	2								○		30234A
	Polypropylene	2								○		30231A
	Soft nylon	2								○		30232A

↑ Number per machine, item no. always consists of one piece.

○ Option/Supplementary accessory

## Accessories for Walk-Behind Scrubber Dryers ENCORE models



### PADS



Pad, white (175-600 RPM)			Packed	ENCORE L/S 38	ENCORE L/S 33	ENCORE L/S 28	ENCORE L26	ENCORE L2426	ENCORE S2426	ENCORE L/S/E 20	ENCORE 17 ROTARY	Item No.
20" (Ø 508 mm)	1	5										976067
19" (Ø 480 mm)	2	5	○									976062
17" (Ø 430 mm)	2/1*	5		○							○	976052
14" (Ø 360 mm)	2	5			○							976037
13" (Ø 330 mm)	2	5					○	○				976031



Pad, red (175-600 RPM)												
20" (Ø 508 mm)	1	5										976068
19" (Ø 480 mm)	2	5	○									976063
17" (Ø 430 mm)	2/1*	5		○							○	976053
14" (Ø 360 mm)	2	5			○							976038
13" (Ø 330 mm)	2	5					○	○				976032



Pad, blue (175-600 RPM)												
20" (Ø 508 mm)	1	5										976069
19" (Ø 480 mm)	2	5	○									976064
17" (Ø 430 mm)	2/1*	5		○							○	976054
14" (Ø 360 mm)	2	5			○							976039
13" (Ø 330 mm)	2	5					○	○				976034



Pad, brown (175-600 RPM)												
20" (Ø 508 mm)	1	5										976070
19" (Ø 480 mm)	2	5	○									976065
17" (Ø 430 mm)	2/1*	5		○							○	976055
14" (Ø 360 mm)	2	5			○							976040
13" (Ø 330 mm)	2	5					○	○				976035



Pad, black (175-600 RPM)												
20" (Ø 508 mm)	1	5										976170
19" (Ø 480 mm)	2	5	○									976166
17" (Ø 430 mm)	2/1*	5		○							○	976158
14" (Ø 360 mm)	2	5			○							976146
13" (Ø 330 mm)	2	5					○	○				976142



Pad driver assembly												
20" (Ø 508 mm)	1										○	51453D
19" (Ø 480 mm)	2		○									17524B
17" (Ø 430 mm)	2			○								17520C
17" (Ø 430 mm)	1										○	10405A
14" (Ø 360 mm)	2				○							17521C
13" (Ø 330 mm)	2						○					17531A
13" (Ø 330 mm)	2							○				10140A


↑ Number per machine, item no.  
always consists of one piece.

\* ENCORE 33 needs 2 pads / ENCORE 17 need only 1 pad

○ Option/Supplementary accessory

# Accessories for Walk-Behind Scrubber Dryers

## ENCORE models






STANDARD EQUIPMENT		Pieces needed	ENCORE L/S 38	ENCORE L/S 33	ENCORE L/S 28	ENCORE L26	ENCORE L2426	ENCORE S2426	ENCORE L/S/E 20	ENCORE 17	Item No.
Squeegee assembly											
	50"	1	●								18817K
	43"	1		●							18816K
	39"	1			●						18815K
	39"	1				●					10068A
	32"	1					●	●	●	●	10129A
Squeegee blades standard											
	Inner	1				●					30914A
	Outer	1				●					30912A
	Inner	1					●	●	●	●	30066A
	Outer	1				●					30913A
	Outer	1					●	●	●	●	30067A
	Inner	1	●								30934A
	Outer	1	●								30935A
	Inner	1				●					30915A
	Inner	1				●					30091A
	Outer	1				●					30069A
OPTIONS											
Squeegee blades optional, Oil resistant											
	Outer	1					○				30936A
	Outer	1					○				30937A
	Outer	1				○					30939A
	Outer	1						○	○	○	30081A
	Outer	1						○			30082A
Squeegee assembly											
	29"	1					○	○	○	○	18820A
	39"	1						○	○		10068A
	29"	1						○			18818A
Off Aisle Spray Tool and vacuum Wand											
		1					○	○			10674A
		1							○		10662A
		1					○	○	○		10150A
		1								○	10489A
Low voltage shut-off (Standard on the L-models)											
		1							○		14097A
		1					○	○	○		15881A
Solution off in neutral											
		1							○		10669A
Soft castor											
		2					○	○	○		52127A
		2						○	○	○	51092A
		1								○	61290A
Foam filled wheels											
		2					○	○	○		59955A
Accessory bag											
		1					○	○	○	○	30070A
ESP (Extended Scrup Productivity)											
		1					○	○			10675A
		1							○		10663A
Hour meter kit (Standard on the L-models)											
		1						○	○	○	10656A
Funnel											
		1						○	○	○	10177A

↑ Number per machine, item no. always consists of one piece.

● Standard accessory      ○ Option/Supplementary accessory



# Accessories for Walk-Behind Scrubber Dryers SSE / SSB models



## STANDARD EQUIPMENT

	Pieces needed	SSE 400	SSB 400	SSE 480	SSB 480	SSB 430	SSE 430	SSE 350	Item No.
<b>Brush standard</b>									
Round	2						●		62435
Round	1								63239
Cylindrical	1	●	●				●		44934
Cylindrical	1			●	●				26460
<b>Squeegee assembly</b>									
	1	●	●						45011
	1			●	●				28370
	1					●	●		303000198
<b>Squeegee blades front</b>									
	1						●		62439
	1	●	●						45003
	1			●	●	●	●		62939
<b>Squeegee blades rear</b>									
	1						●		62439
	1	●	●						45004
	1			●	●	●	●		62940

## ACCESSORIES

Battery 12V, 40A	2	○	○						7116001
Charger	1		○	○					7116124
Battery 12V, 95A	2						○		7116006
Charger	1						○		7116106
Battery 12V, 70A Maintenance Free	2						○		7116162
Charger	1						○		7116105

## OPTIONS

Brush abrasive	1						○	○	63238
Universal (5 different bristles)							○	○	303000365
Brush cylindrical hard nylon									
	1			○	○				49712
	1					○	○		60078
Brush cylindrical abrasive									
	1			○	○				49711

## Pad driver

	2							○	62436
	1							○	63240
Lock for pad driver								○	303000364

## Pads (175-600 RPM)

		Packed							
White	2							○	62499
	1	5						○	976052
Red	2							○	62437
	1	5						○	976053
Blue	1	5					○	976054	
Brown	2							○	62500
Black	1	5						○	976055
	1	5						○	976158

## Hard floor scrubbing adaptor

Metalic, 1 part, 38 cm suction nozzle, 3 nozzles with scrub brush Tubes and carpet tool	1			○	○				11550
1 carpet nozzle adapter, metalic, 2 parts, suction nozzle 26 cm	1			○	○				7310
4 carpet nozzles adapter, alu., 1 part suction nozzle 30 cm	1							○	62498

## Spray and suction hose

With sleeves, nipple and coupling, Ø 32 mm, 3 m	1			○	○				7311
---	---	--	--	---	---	--	--	--	------

## Upholstery tool plastic

Suction nozzle with internal nozzle, 8 cm	1							○	6696
---	---	--	--	--	--	--	--	---	------

## Upholstery tool aluminum

Suction nozzle for the prof. user, with external nozzle, 9 cm	1							○	7335
---	---	--	--	--	--	--	--	---	------

## Extension cable

12 m	1			○	○	○	○		25324
25 m	1			○	○	○	○		25323

## Spray extraction kit complete

Spray suction hose, Ø 32 mm, 2.5 m, hand part with 2 tubes, (stainless steel) carpet suction nozzle, hard floor adapter	1							○	62497
--	---	--	--	--	--	--	--	---	-------

## Solution filling hose

1.5 m	1							○	25265
-------	---	--	--	--	--	--	--	---	-------






● Standard accessory ○ Option/Supplementary accessory

↑ Number per machine, item no.  
always consists of one piece.

# Batteries for Walk-Behind

	Pieces needed	SSB 400 / 480	SSB 430	KSE	KC 500/700	ENCORE 17	ENCORE 20	ENCORE 24/26 / L 26	ENCORE L/S 28, 33, 38	Item No.
Battery 40 Ah Maintenance free	2	○							7116001	
Charger 24 Volt, 20 A	1	○							7116124	
Battery 55 Ah Light traction monobloc	2	○							7116164	
Charger 24 Volt, 20 A	1	○							7116168	
Battery 70 Ah Maintenance free	2		○						7116162	
Charger 24 Volt, 20 A	1		○						7116105	
Battery 95 Ah Semi-traction monobloc	2		○						7116006	
Charger 24 Volt, 20 A	1		○						7116106	
Battery 70 Ah Maintenance free	1			○					7116162	
Charger 12 Volt, 20 A	1			○					61196	
Battery 72 Ah Tubular monobloc	1				○				7116004	
Charger 12 Volt, 20 A	1				○				7116100	
Battery 95 Ah Semi-traction monobloc	1				○				7116006	
Charger 12 Volt, 20 A	1				○				7116101	
Battery 89 Ah Starter battery	1				○				7116028	
Charger 12 Volt, 10 A	1				○				7116018	
Battery 100 Ah Maintenance free (2x12V)	2					○			7116009	
Charger 24 Volt, 20 A	1					○			7116107	
Battery 150 Ah Semi-traction (2 x 12 V)	2						○		7116007	
Charger 24 Volt, 20 A	1						○		7116097	
Battery 100 Ah Maintenance free (2 x 12 V)	2						○		7116009	
Charger 24 Volt, 20 A	1						○		7116107	
Battery 180 Ah Single cells in steel tray	1						○		7116126	
Charger 24 Volt, 20 A	1						○		7116114	
Battery 165 Ah Maintenance free in steel tray	1						○		7116172	
Charger 24 Volt, 20 A	1						○		7116115	
Battery 247 Ah Semi-traction (4 x 6 V)	4							○	7116010	
Charger 24 Volt, 30 A	1							○	7116113	
Battery 180 Ah Semi-traction (4 x 6 V)	4							○	7116011	
Charger 24 Volt, 20 A	1							○	7116114	
Battery 150 Ah Semi-traction (2 x 12 V)	2							○	7116007	
Charger 24 Volt, 20 A	1							○	7116097	
Battery 240 Ah Single cells in steel tray	1							○	7116178	
Charger 24 Volt, 30 A	1							○	7116113	
Battery 180 Ah Maintenance free monobloc	4							○	7116127	
Charger 24 Volt, 20 A	1							○	7116115	
Battery 240 Ah Maintenance free monobloc	4							○	7116129	
Charger 24 Volt, 30 A	1							○	7116169	
Battery 220 Ah Maintenance free in steel tray	1							○	7116179	
Charger 24 Volt, 20 A	1								7116180	
Battery 285 Ah Semi-traction (6 x 6 V)	6							○	7116015	
Charger 36 Volt, 40 A	1							○	7116110	
Battery 247 Ah Semi-traction (6 x 6 V)	6							○	7116010	
Charger 36 Volt, 20 A	1							○	7116109	
Battery 180 Ah Semi-traction (6 x 6 V)	6							○	7116011	
Charger 36 Volt, 20 A	1							○	7116108	
Battery 150 Ah Semi-traction (3 x 12 V)	3							○	7116007	
Charger 36 Volt, 20 A	1							○	7116112	
Battery 240 Ah Single cells in steel tray	1							○	7116173	
Charger 36 Volt, 40 A	1							○	7116110	
Battery 180 Ah Maintenance free monobloc	6							○	7116127	
Charger 36 Volt, 20 A	1							○	7116111	
Battery 220 Ah Maintenance free in steel tray	1							○	7116174	
Charger 36 Volt, 20 A	1							○	7116175	

# Accessories for Polishers



**ACCESSORIES**

			C2K 13	C2K 1600	SPIN 43	SPIN 43HS	SPIN 43DS	Item No.
<b>Pad driver Super Grip</b>								
			<input type="radio"/>	<input type="radio"/>	<input type="radio"/>	<input type="radio"/>	<input type="radio"/>	37006A
				<input type="radio"/>	<input type="radio"/>	<input type="radio"/>	<input type="radio"/>	37007A
					<input type="radio"/>	<input type="radio"/>	<input type="radio"/>	63240
						<input type="radio"/>	<input type="radio"/>	303000367
<b>Pads (175-600 RPM)</b>								
		<b>Packed</b>						
White	13"	5	<input type="radio"/>					976031
	16"	5		<input type="radio"/>				976047
	17"	5			<input type="radio"/>	<input type="radio"/>	<input type="radio"/>	976052
Red	13"	5	<input type="radio"/>					976032
	16"	5		<input type="radio"/>				976048
	17"	5			<input type="radio"/>	<input type="radio"/>	<input type="radio"/>	976053
Blue	13"	5	<input type="radio"/>					976034
	16"	5		<input type="radio"/>				976049
	17"	5			<input type="radio"/>	<input type="radio"/>	<input type="radio"/>	976054
Brown	13"	5	<input type="radio"/>					976035
	16"	5		<input type="radio"/>				976050
	17"	5			<input type="radio"/>	<input type="radio"/>	<input type="radio"/>	976055
Black	13"	5	<input type="radio"/>					976142
	16"	5		<input type="radio"/>				976154
	17"	5			<input type="radio"/>	<input type="radio"/>	<input type="radio"/>	976158
<b>Brush Polypropylene</b>								
			<input type="radio"/>					51702A
				<input type="radio"/>				51704A
					<input type="radio"/>	<input type="radio"/>	<input type="radio"/>	63239
<b>Polishing brush</b>								
			<input type="radio"/>					52343A
				<input type="radio"/>				410953
<b>Abrasive coated scrubbing brush</b>								
				<input type="radio"/>				51443A
					<input type="radio"/>	<input type="radio"/>	<input type="radio"/>	63238
<b>Steel wire brush</b>								
				<input type="radio"/>				410903
<b>Nylon carpet</b>								
				<input type="radio"/>				51498A
					<input type="radio"/>	<input type="radio"/>	<input type="radio"/>	63242
<b>Grinding disc</b>								
				<input type="radio"/>				450212
		Replacement stone one (use 6)		<input type="radio"/>				451212
<b>OPTIONS</b>								
<b>Spray buff attachment</b>								
			<input type="radio"/>	<input type="radio"/>				440570
					<input type="radio"/>	<input type="radio"/>	<input type="radio"/>	63236
<b>Solution tank assembly</b>								
			<input type="radio"/>	<input type="radio"/>				50026B
					<input type="radio"/>		<input type="radio"/>	63237
<b>Weight kit</b>								
				<input type="radio"/>				10086A

○ Option/Supplementary accessory



# Accessories for Carpet Extractor

## STANDARD EQUIPMENT

Spray and suction hose complete  
 With sleeves, nipple and coupling  
 Ø 38 mm, 4 m  
 Ø 32 mm, 3 m  
 Suction hose Ø 32 mm, 3 m  
 Spray hose



TW 1400 HD  
 TW 400  
 TW 300

Item No.

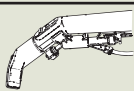
● 7338  
 ● 7311  
 ● 34484  
 ● 7359

Tubes and carpet adapter  
 Single nozzle, metal, two parts, suction nozzle  
 4 nozzles, aluminium, one part, suction nozzle

● ● ○ 7310  
 ○ ● ● 7330

## OPTIONS

Upholstery tool  
 Plastic, with internal nozzle  
 Aluminium with external nozzle



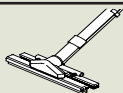
○ ○ ○ 6696  
 ○ ○ ○ 7335

Pre-spray lance  
 With 10 m spray hose, nipple and coupling



○ ○ ○ 11553

Hard floor scrubbing adapter  
 Metal, one part, suction nozzle, 3 nozzles with scrub brush

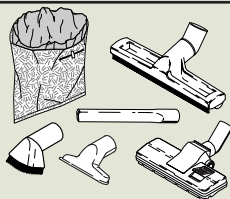


○ ○ 11550

Filter element  
 Insert for vacuuming function

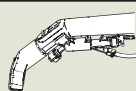
○ 11552

Vacuum cleaner set  
 Consists of:  
 Combi nozzle  
 Water vacuuming nozzle  
 Universal nozzle  
 Crevice tool  
 Suction brush  
 3-piece Vacuum cleaning tube  
 Dust bag for 13 l (10 pack)



○ 7341  
 8046  
 7270  
 14295  
 6084  
 5146  
 11551  
 6695

Hand adapter  
 Consists of furniture nozzle, clutch valve and spray nozzle

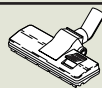


○ 47511

Vacuum tube  
 Chromium-plated, 3 parts

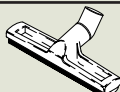
○ 11551

Combi-nozzle  
 Plastic



○ 302000477

Water vacuuming nozzle  
 Plastic, 300 mm



○ 63992

Crevice tool  
 Plastic



○ 6084

Universal nozzle  
 Plastic



○ 14295

Suction brush  
 Plastic



○ 5146

○ Option/Supplementary accessory



# Nilfisk-ALTO EXCELLENT



## The flexible solution

Nilfisk-ALTO sets new standards within consumer pressure washers with the Nilfisk-ALTO E 145.1 and 135.1 – complete flexibility. With this concept you can quickly, without use of tools, rebuild the pressure washer from a compact unit to a trolley version, or place the pressure washer with trolley on the wall for a stationary solution. You can also use the trolley with garden hose without the pressure washer for watering tasks.

### ▲ Integrated hose reel

With the integrated hose reel it is easy and quick to reel up the high pressure hose.

### ▲ The stationary solution

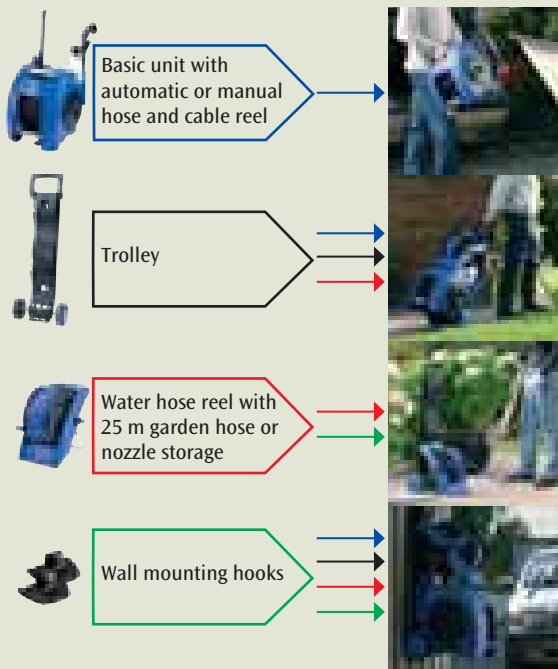
Also with Nilfisk-ALTO E 145.1 and 135.1 a wall bracket makes it possible to use the pressure washer from the wall.

## The all-round pressure washer

The Nilfisk-ALTO E 140.1 and 130.1 line of domestic pressure washers has been extended with a new range of products that fulfils the requirements for a high level of comfort and user-friendliness along with a good performance level.

The high mobility makes it easy to take around the house and it is easy to get ready for cleaning with features like integrated hose reel, cable and accessories storage.

The all-round solution also includes the option of wall-storage and stationary use from the wall, increasing the comfort of making the product ready for cleaning.



▲ Nilfisk-ALTO E 140.1-9 S X-TRA

# Pressure Washers for Domestic Use



P 160.1-15 SPECIAL



P 160.1-15 X-TRA



P 150.1-10

The Nilfisk-ALTO PRO range of products offers outstanding performance and is suitable for larger cleaning tasks round the house and for semi-professional tasks.



#### P 160.1-15 X-TRA

- For tough and frequent use
- Integrated hose reel
- Manometer
- Flow regulation
- Compact nozzles
- Ceramic pistons - brass cylinder head
- Removable integrated detergent tank
- Steel armed hose
- Spray gun with quick connection and swivel
- Automatic start/stop

#### P 150.1-10

- For tough and frequent use
- Manometer
- Flow regulation
- Compact nozzles
- Ceramic pistons - brass cylinder head
- Removable integrated detergent tank
- Steel armed hose
- Spray gun with quick connection and swivel
- Automatic start/stop

#### Technical Data:

Pump pressure	max IEC	bar/MPa	10-160 / 1-16	10-150 / 1-15
Water flow, Min. – Max.		L/h	570-650	540-610
Max. inlet temp.		°C	60	60
Power consumption		A	14.5	12.6
Voltage		V	230	230
Electric motor rated input		kW	3.3	2.9
Weight		kg	24.5	23
Dimensions L x W x H		mm	394 x 391 x 955	394 x 391 x 955
Hose length		m	15	10
Cable length		m	5	5

#### Standard Equipment:

TORNADO PR	● 6411187	● 6411187
Powerspeed nozzle	● 6411054	● 6411054
Trolley	●	●
Hose reel	●	

# Pressure Washers for Domestic Use



Accessories on page 108

Detergents on page 113



E 145.1-15 S X-TRA



E 135.1-10



E 140.1-9 S X-TRA

**New**



E 130.1-8

**New**

**Wap  
KEW  
TECHNOLOGIES**

The Nilfisk-ALTO EXCELLENT range of domestic pressure washers offers along with a good performance level, a high level of comfort, flexibility and user-friendliness. The obvious solution for all kinds of outdoor cleaning tasks.



#### E 145.1-15 S X-TRA

- Stationary use
- Integrated hose reel
- Integrated storage for cable and standard equipment
- Pressure regulation
- Spray gun with quick connection and swivel
- Garden Hose reel
- Click & Clean nozzle concept
- Automatic start/stop

#### E 135.1-10

- Integrated reel for hose and electric cable
- Pressure regulation
- Spray gun with quick connection and swivel
- Click & Clean nozzle concept
- Automatic start/stop

#### E 140.1-9 S X-TRA

- Stationary use
- Integrated hose reel
- Pressure regulation
- Click & Clean nozzle concept
- Automatic start/stop

#### E 130.1-8

- Integrated storage for hose, cable and standard equipment
- Pressure regulation
- Click & Clean nozzle concept
- Automatic start/stop

#### Technical Data:

	max IEC	bar/MPa	E 145.1-15 S X-TRA	E 135.1-10	E 140.1-9 S X-TRA	E 130.1-8
Pump pressure			10-145 / 1-14.5	10-135 / 1-13.5	10-140 / 1-14	10-130 / 1-13
			10-135 / 1-13.5	10-125 / 1-12.5	10-135 / 1-13.5	10-125 / 1-12.5
Water flow, Min. – Max.		L/h	420-500	450-500	420-500	450-500
Max. inlet temp.		°C	60	60	60	60
Power consumption		A	9	9	9	9
Voltage		V	230	230	230	230
Electric motor rated input		kW	2.1	2.1	2.1	2.1
Weight		kg	24.5	21.5	17.0	17.0
Dimensions L x W x H		mm	440 x 420 x 990	440 x 500 x 990	325 X 360 X 920	325 X 400 X 920
Hose length		m	15	10	9	8
Cable length		m	15	10	5	5

#### Standard Equipment:

Click & Clean TORNADO PR	● 6411762	● 6411761	● 6411762	● 6411761
Click & Clean Powerspeed nozzle	● 6411133	● 6411133	● 6411133	● 6411133
Click & Clean Auto brush	● 6411131			
Click & Clean Foam sprayer, with bottle	● 6411132	● 6411132	● 6411132	● 6411132
Trolley	● 6526251	● 6526250		
Wall bracket	● 6524731		● 106411386	

# Pressure Washers for Domestic Use



Accessories on page 108

Detergents on page 113



▲ C 120.1-6



▲ C 100.2-6



▲ C 100.1-5

The Nilfisk-ALTO COMPACT range for typical domestic cleaning tasks like cleaning of flagstones, stairways, vehicles with a moderate use.



#### C 120.1-6

- Integrated storage for hose, cable and standard equipment
- Pressure regulation
- Click & Clean nozzle concept
- Automatic start/stop

#### C 100.2-6

- Integrated storage for hose, cable and standard equipment
- Pressure regulation
- Click & Clean nozzle concept
- Automatic start/stop

#### C 100.1-5

- Compact
- Upright standing
- Easy to handle and operate
- Automatic start/stop

#### Technical Data:

	max IEC	bar/MPa	C 120.1-6 10-120 / 1-12 10-110 / 1-11	C 100.2-6 10-100 / 1-10	C 100.1-5 10-100 / 1-10
Pump pressure					
Waterflow, Min-Max		l/h	380-440	370-510	320-440
Max. Inlet temp.		°C	40	40	40
Power consumption		A	7.4	7	5.7
Voltage		V	230	230	230
Electric motor rated input		kW	1.7	1.6	1.3
Weight		kg	15	7	5.9
Dimensions L x W x H		mm	280 x 320 x 798	290 x 375 x 860	220 x 150 x 450
Hose length		m	6	6	5
Cable length		m	5	5	5

#### Standard Equipment

Click & Clean TORNADO PR	● 6411764	● 6411761	
Click & Clean Powerspeed nozzle	● 6411133	● 6411133	
Click & Clean Foam sprayer, with bottle	● 6411132	● 6411132	
Trolley	●	●	
Multispeed			● 126486800
Powerspeed nozzle			●
Foam sprayer			● 106481223



# Steam Cleaners

Accessories on page 109

Detergents on page 113



**Wap  
KEW**  
TECHNOLOGIES



▲ STEAMER 700



▲ STEAMER 600



▲ STEAMER 500

Steam cleaner – pure power for natural cleanliness. Completely without scouring, scrubbing or brushing. With a steam pressure of 4 or 5 bar and with temperatures up to 160°C. Easy handling. Extra-low voltage handle control (12V) for hazard-free operation. With child safety lock on the hand gun.

#### STEAMER 700

- Steam quantity control on unit and handle
- Optical and acoustic signal for max. and min. filling
- Steam pressure gauge
- Large water boiler

#### STEAMER 600

- Steam quantity control on unit
- Optical and acoustic signal for max. and min. filling

#### STEAMER 500

- Steam quantity control on unit
- Optical and acoustic signal for min. filling


#### Technical Data:

Heating capacity	W	3000	2300	1450
Voltage	V	230	230	230
Boiler volume	l	4	2.5	2.5
Max. operating pressure	bar	5	4	4
Steam temperature (boiler)	°C	160	150	150
Heat up time approx	min/l	3.5	4.5	6
Dimensions L x W x H	mm	445 x 310 x 350	445 x 310 x 305	445 x 310 x 305
Weight	kg	7	6	6
Hose length	m	2	2	2

#### Standard Equipment

Floor nozzle	49750	●	●	●
Window nozzle	49751	●	●	●
Universal nozzle	49749	●	●	●
Steam lance	26324	●		
Pencil jet steam nozzle	49747	●	●	●
Ring brush	49607	●	●	●
2 x 0.5 m extension tubes	49746	●	●	●
Corner brush	49748	●	●	
Funnel	49756	●	●	●
Cleaning cloth and terry cloth cover		●	●	●

# Central Vacuum Systems - Nilfisk-ALTO CENTIX series



▲ The hose is long enough to vacuum the whole staircase.

▲ With the optional Vac Pan installed, you can simply sweep dust and dirt through the vacuum slot. See page 109.



**The installation is NOT difficult!**

With one of Nilfisk-ALTO CENTIX machines and Installation Kit 2 or 3, you get all of the components needed for the installation: The vacuum cleaner, connection and exhaust hoses, exhaust fitting, suction sockets, tubes, glue, fittings, and more. In the detailed installation guide you will see that it is not difficult to install the central vacuum system in new or old houses.



▲ Installation is easy with Installation Kit 2 with two sockets (shown) or Kit 3, with 3 sockets for larger houses. See page 109.



▲ CENTIX 60



## Hygienic, thorough, comfortable: Nilfisk-ALTO CENTIX series

- **Quick & Easy vacuuming**  
No need to carry the vacuum cleaner around and up and down the stairs any more. No cables to connect. Excellent working radius with the 9 m long flexible hose.
- **High air quality**  
Dust and dirt is vacuumed away. With the Nilfisk-ALTO CENTIX central vacuum systems, dust and typical vacuum odour are not recirculated back into your home as is often the case with typical household vacuums. With the strong cleaning power of the Nilfisk-ALTO CENTIX the central vacuum system provides the ultimate in healthy homes.
- **Silent vacuuming**  
Listen to your favorite music while vacuuming. As the vacuum unit is placed in the basement, the garage or a separate room, you will only hear the “whispering” from the floor nozzle.
- **Industrial quality**  
The heart of the Nilfisk-ALTO CENTIX is one of our professional vacuum cleaners. This vacuum cleaner, well known for its excellent performance, is used as a stationary unit in the Nilfisk-ALTO CENTIX system but it can also be used as a mobile vacuum cleaner by simply lifting it off the wall bracket.

# All Purpose Vacuum Cleaners

Accessories on page 109



▲ AERO 440  
AERO 400



▲ AERO 840 A  
AERO 640



▲ CENTIX 60  
CENTIX 60 PREMIUM

**Wap  
KEW**  
TECHNOLOGIES

Nilfisk-ALTO AERO, for home, car, workshop and hobby: The powerful helper against any dirt, whether it is wet or dry. Blowing function for blowing dirt out from inaccessible places or for inflating a rubber raft.

Nilfisk-ALTO CENTIX 60: Designed for Nilfisk-ALTO Central Vacuum System. It can also be used as a mobile vacuum cleaner in the garage, for the car or for the tiles. Both Nilfisk-ALTO AERO & Nilfisk-ALTO CENTIX 60 are equipped with large filter element with 99.5% micro stop, for constantly high vacuum performance and suction power control at the curved hand tube.

**AERO 400**

- The price conscious entry into the AERO class
- Wet & Dry

**AERO 440**

- Powerful and compact
- Wet & Dry

**AERO 640**

- Large container volume
- Wet & Dry

**AERO 840 A**

- Automatic on/off for electric tools
- Large container volume
- Wet & Dry

**CENTIX 60  
CENTIX 60 PREMIUM\***

- For Central Vacuum System
- High performance
- Low noise
- Large container volume

**Technical Data:**

		AERO 400	AERO 440	AERO 640	AERO 840 A	CENTIX 60
Power	Pmax W	1200	1200	1200	1200	1500
Voltage	V/~/Hz	230/1~/50	230/1~/50	230/1~/50	230/1~/50	230/1~/50
Vacuum	mbar/KPa	160/16	160/16	160/16	160/16	230/23
Air flow rate	l/min	3600	3600	3600	3600	3600
Container volume	l	18	18	25	25	27
Dimensions L x W x H	mm	367 x 35 x 455	367 x 350 x 455	367 x 350 x 530	370 x 350 x 530	390 x 380 x 570
Weight	kg	5.6	5.6	5.8	6.2	10

**Standard Equipment**

Suction hose, 32 mm dia., 9 m						● 302001207*
Suction hose, 32 mm dia., 3.5 m					● 64187	
Suction hose, 32 mm dia., 1.8 m	● 60897	● 60897	● 60897			
Curved hand tube	●	●	●	●		● *
Extension tubes, aluminium		● 302000478	● 302000478	● 302000478		
Extension tubes, plastic	● 40696					
Telescopic tube, chrome						● 302001206
Tube holder			● 60609	● 60609		
Combi floor nozzle						● 302000962
Vario floor nozzle	● 62352	● 62352	● 62352	● 62352		
Crevice nozzle	● 6084	● 6084	● 6084	● 6084		● 6084
Universal nozzle						● 14295
Suction brush						● 5146
Hose holder						● 302001210
Tool adaptor					● 60916	
Filter bag	● 61156	● 61156	● 60910	● 60910		● 302000449
Filter element	● 63990	● 63990	● 63990	● 63990		● 63990
Mains cable, 5m	●	●	●	●		●

\*Nilfisk-ALTO CENTIX 60 PREMIUM includes the 9m hose with Start/Stop button on the curved hand tube (302001288)

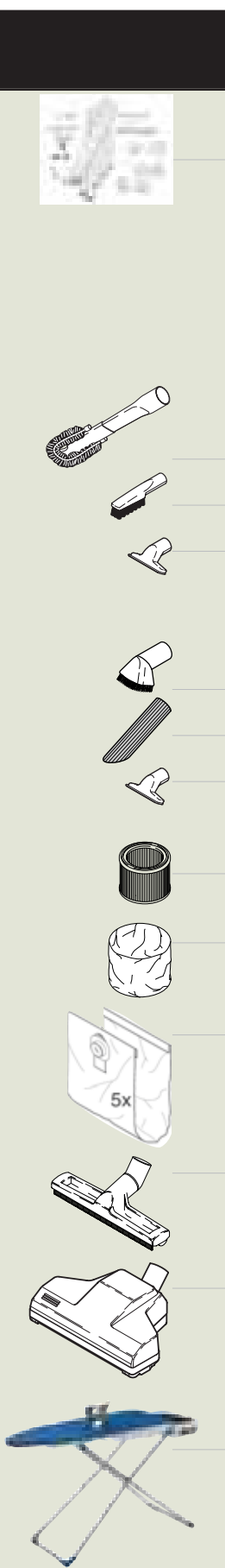
# Accessories for Domestic Pressure Washers

## ACCESSORIES

	P 160.1-15 X-TRA	P 150.1-10	E 145.1-15 S X-TRA	E 135.1-10	E 140.1-9 S X-TRA	E 130.1-8	C 120.1-6	C 100.2-6	C 100.1-5	Item No.
<b>GARDEN BRUSH</b>										
Rotating brush for garden furniture cleaning	○	○	○	○	○	○	○	○	○	106411325
Replacement brush for the Garden brush	○	○	○	○	○	○	○	○	○	106411327
<b>Rim brush</b>										
Rotating brush for vehicle rims cleaning	○	○	○	○	○	○	○	○	○	106411326
Replacement brush for the Rim brush	○	○	○	○	○	○	○	○	○	106411328
<b>Click &amp; Clean Powerspeed</b>										
Used for cleaning of ingrained and stubborn dirt on hard surfaces			●	●	●	●	●	●	●	6411133
<b>Click &amp; Clean foam sprayer with bottle</b>										
			●	●	●	●	●	●	●	6411132
<b>Click &amp; Clean Multi angle adapter</b>										
The tube can stepwise be angled by 90°			○	○	○	○	○	○	○	6411138
<b>Click &amp; Clean Auto nozzle</b>										
High pressure nozzle optimized for cleaning vehicles. 80° wide spray angle for quick cleaning			○	○	○	○	○	○	○	6411136
<b>Click &amp; Clean Auto brush</b>										
With split bristles. Swivel in connection. Squeegee to remove water.			●	○	○	○	○	○	○	6411131
<b>Click &amp; Clean underchassis nozzle</b>										
Low pressure nozzle with a fixed bend of 90° and a 65° spray picture			○	○	○	○	○	○	○	6411135
<b>Click &amp; Clean Auto kit</b>										
The complete set for cleaning vehicles Contains: Click & Clean Auto nozzle, Auto brush, underchassis nozzle, 0.55 l, Car Combi Cleaner, 0.55 l Oil & Grease Cleaner, 0.55 l Alu Cleaner, 2 x applicator			○	○	○	○	○	○	○	6411134
<b>Click &amp; Clean tube with Tornado PR nozzle</b>										
Used to upgrade old ALTO spray guns to the C&C nozzle concept			●	●	●	●	●	●	●	6411137
<b>PATIO CLEANER</b>										
The optimum solution for cleaning flagstones, walls and other large surfaces	○	○	○	○	○	○	○	○	○	6411150
<b>Water sand blasting set</b>										
For effective removal of rust, paint, etc. on hard surfaces										
Red colour code	○	○								6410758
Green colour code			○	○	○	○	○	○	○	6410891
<b>Extension high pressure hose</b>										
Standard 7 m hose – thread coupling		○				○	○	○		6410760
Standard 7 m hose – quick coupling	○	○	○	○						106411346
Superflex 7 m hose – quick coupling	○	○	○	○						6411048
<b>Drain &amp; tube cleaner – 15 m</b>										
For easy cleaning of blocked drains, pipes or rain gutters	○	○	○	○	○	○	○	○	○	6410766
<b>Rotary brush</b>										
For quick, tough cleaning results	○	○	○	○	○	○	○	○	○	6410762
<b>Underchassis lance</b>										
Underchassis lance for bayonet couplings	○	○	○	○	○	○	○	○	○	6410763
	○	○	○	○	○	○	○	○	○	106411231
	○	○	○	○	○	○	○	○	○	106411232
<b>Water suction set</b>										
	○	○			○	○	○	○	○	106411386
	○	○			○	○	○	○	○	106411342
<b>Stationary kit for E 135.1 / E 145.1</b>										
2 x wall brackets. 1 x corner protection – Updates trolley versions to a stationary solution			●	○						106411343
<b>Water hose reel</b>										
For complete incl. 20 m hose (inner part)			●	○						106411343
<b>Wall bracket, For storage of</b>										
P160.1 / P150.1 / E 130.1 / 140.1 / C 120.1	○	○			●	○	○			106411386
<b>Wall storage for accessories</b>										
	○	○	○	○	○	○	○	○	○	106411344
<b>Corner protection</b>										
Protect the pressure hose by sharp corners			●	○						106411345

● Standard Accessories ○ Supplementary Accessories



















































# Accessories for CENTIX, All-Purpose Vacuum Cleaners and Steam Cleaners



	AERO 400	AERO 440	AERO 640	AERO 840 A	CENTIX 60	STEAMER 500	STEAMER 600	STEAMER 700	Item No.
<b>Installation kit 2 - CENTIX.</b> Contains needed parts for installation of piping system, with two suction sockets.					○				302001193
<b>Installation kit 3 - CENTIX.</b> Contains needed parts for installation of piping system, with three suction sockets.					○				302001194
<b>Vac' Pan - CENTIX</b> (photo on page 106)					○				302001263
Suction Socket (wall, square)					○				302001614
Suction Socket (wall, rectangular)					○				302001257
9 m Hose with Auto Start/Stop on curved hand tube - CENTIX					○				302001288
<b>House kit - AERO &amp; CENTIX</b>									
The complete set for indoor vacuum cleaning contains:	○	○	○	○	○				63988
<b>1 x Radiator brush nozzle</b> For easy cleaning of radiators and blinds									5144
<b>1 x Brush nozzle 230 mm length</b> For cleaning delicate surfaces									6086
<b>1 x Universal nozzle 115 mm width</b> For vacuuming upholstery and small surfaces									14295
<b>Auto kit - AERO range &amp; CENTIX</b>									
The complete set for vacuum cleaning of vehicles contains:	○	○	○	○	○				63989
<b>1 x Suction brush</b> With soft bristles for vacuuming dashboard and other surfaces									5146
<b>1 x Rubber diagonal tube nozzle</b> For cleaning larger surfaces and floor mats									5067
<b>1 x Universal nozzle 115 mm width</b> For vacuuming upholstery and small surfaces									14295
<b>Filter element:</b>									
Filter element for CENTIX, AERO range	○	○	○	○	○				63990
Filter element protection cloth for AERO	○	○	○	○					63991
<b>Filter bags:</b>									
Filter bag for CENTIX, (5 units in a package)					○				302000449
Filter bag AERO 400 and 440, (5 units in a package)	○	○							61156
Filter bag AERO 640 and 840A, (5 units in a package)			○	○					60910
Water suction nozzle 300 mm, AERO range	○	○	○	○					63992
Turbine carpet suction brush, 300 mm wide, with brush and vacuum function	○	○	○	○	○				54118
<b>STEAMER:</b>									
Steam iron For right and left hand with steam button 850 W						○	○	○	26320
Steam iron station									
Height-adjustable with heated ironing surface with extraction						○	○	○	28807
Active fibre Cloth for floor nozzle									49976
Active fibre cover maxi Cloth for corner brush						○	○	○	49977
Active fibre cover mini Cloth for universal nozzle						○	○	○	49978
Ring brush set Brush for pencil jet steam nozzle						○	○	○	49607

● Standard Accessories    ○ Supplementary Accessories

# Vehicle Cleaning

	PRODUCT	SOILING	FIELDS OF APPLICATION	TECHNIQUE	SIZE	ITEM. NO.	
PREWASH	<b>RIM TOP</b> Basic rim cleaner Dilution: 5-10%; pH: 2.5 (1% solution)	▼ ●	Cleaning of steel and light alloy wheel rims	   *	10 l 25 l	80935 81215	
	<b>ALLOSIL</b> Coarse dirt remover Dilution: 1-5%; pH: 10 (1% solution)	● ■	Precleaning or main cleaning of cars, trucks, busses, fork-lift trucks, etc.	   	10 l 25 l 220 kg	81237 81209 81238	
	<b>ACTIVE SHAMPOO</b> Foam cleaner – neutral Dilution: 0.1-0.5%; pH: 7 (1% solution)	●	Cleaning of cars, particularly in brush washing installations, but also in high-pressure and self-service car washes, etc.	   	25 l 220 kg	81216 80874	
MAIN WASH	<b>SUPER PLUS</b> Foam cleaner – alkaline Dilution: 0.1-0.5%; pH: 10.5 (1% solution)	● ■	Cleaning of cars, trucks, busses and commercial vehicles in self-service car washes or by high pressure cleaner	   	10 l 25 l 220 kg 1000 kg	81170 81220 81083 81093	
	<b>PROWASH P</b> Foam cleaner – alkaline/powder Dilution: 0.05-0.2%; pH: 10.7 (1% solution)	● ■	Cleaning of cars, trucks, busses and commercial vehicles in self-service car washes or by high pressure cleaner	   	25 kg	80825	
	<b>AUTOACTIVE</b> Shampoo Dilution: 0.1-0.5%; pH: 9.5 (1% solution)	● ■	Cleaning of cars, trucks, busses and commercial vehicles in self-service car washes or by high pressure cleaner	   	10 l 25 l 220 kg 1000 kg	81136 81218 80748 80833	
	<b>ACTIVE FOAM</b> Shampoo and wax effect – neutral Dilution: 0.1-0.5%; pH: 7 (1% solution)	●	Cleaning of cars in brush washing installations with feeble or too short drying zone	    	10 l 25 l 220 kg	81296 81217 80873	
	<b>SAPHIRE</b> Shampoo and wax effect – alkaline Dilution: 0.1-0.5%; pH: 10 (1% solution)	● ■	Cleaning of cars, trucks, busses and commercial vehicles in self-service car washes or by high pressure cleaner	   	10 l 25 l 220 kg 1000 kg	81180 81219 81182 81183	
	<b>ACIDO</b> Special cleaner Dilution: 1-3%; pH: 2 (1% solution)	▼ ● ★	Special cleaning of trucks, commercial vehicles, tarpaulins, boxes, washing bays, etc.	   *  *	10 l 25 l	81204 81205	
	<b>INSECT REMOVER AL</b> Alkaline insect remover. Dosing: 1-5 %; pH: 9,7 (1 %)	■ ●	Removal of insects from windscreens and care bodywork.	  	10 l 25 l 220 kg	308000150 308000151 308000152	
	<b>TRUCK CLEANER AL</b> Alkaline cleaner. Dosing: 0,3-0,5 %; pH: 9,8 (1 %)	■ ●	Removal of greases, oil, mineral dirt. Cleaning of trucks and busses.	  	25 l	308000153	
	CARE & CONSERVATION	<b>QUICK DRY</b> Drying aid – concentrated Dilution: 0.05-0.2%; pH: 5 (1% solution)	◆	For care and quick drying of vehicles in self-service and brush washing installations	  	25 l 200 l	81221 81080
		<b>ACTIVE WAX</b> Conservation agent with waxes Dilution: 0.1-0.2%; pH: 5 (1% solution)	◆	For care and quick drying of vehicles in self-service and brush washing installations	  	10 l 25 l 200 l	81177 81222 81081
<b>AUTODRY</b> Drainage agent Dilution: 0.05%; pH: 5.5 (1% solution)		◆	For scale-free drying of vehicles which are washed without osmosis water	 	10 l	81175	

## EXPLANATION OF SYMBOLS:

■ Greases, oils, soot, proteins, blood

● Sand, dirt, light oil and grease












































▼ Lime, rust, cement

★ Bacteria, viruses, fungi

◆ Care, conservation, gloss, machine protection

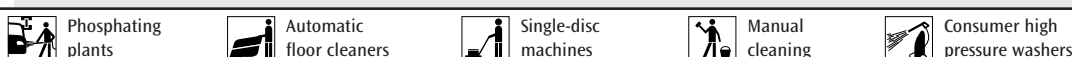
\* Suitable, but not for continuous use. Please read the product description carefully!

# Industrial & Buildings

PRODUCT	SOILING	FIELDS OF APPLICATION	TECHNIQUE	SIZE	ITEM NO.
<b>ACIDO</b> All-round cleaner – acid. Dilution: 1-10%; pH: 2 (1% solution)	▼	Rust transformer/rust dissolver, lime/cement haze remover in trade and industry; disinfectant agent in foodstuffs-related sectors.	   *	10 l	81204
	●		 *	25 l	81205
<b>UNIVERSAL</b> All-round cleaner – neutral. Dilution: 0.5-10%; pH: 7 (1% solution)	●	Various cleaning tasks on a wide range of particularly delicate surfaces in trade and industry.	  	10 l	80930
	★		  	25 l 220 kg 1000 kg	81225 80932 80944
<b>J 25 MULTI</b> All-round cleaner – alkaline. Dilution: 1-10%; pH: 9.5 (1% solution)	●	Cleaning of industrial and commercial floors, motor vehicles, steel parts, motors/machines, walls, facades, working surfaces, etc.	  	10 l	80923
	■			25 l 220 kg 1000 kg	81228 8418 81171
<b>COMBI ACTIVE</b> All-round cleaner – strongly alkaline. Dilution: 1-10%; pH: 13 (1% solution)	■	Cleaning of sturdy industrial floors, steel parts, motors/machines, working surfaces, etc.	  	10 l	81172
	★			25 l 220 kg 1000 kg	81229 8316 81053
<b>SHAMPOO P</b> All-round cleaner – powder. Dilution: 0.3-1%; pH: 10.7 (1% solution)	■	Cleaning of industrial and commercial floors, motor vehicles, steel parts, motors/machines, walls, facades, working surfaces, etc.	  	25 kg	8385
	★				
<b>DES 3000</b> Disinfection cleaner. Dilution: 1-5%; pH: 9.5 (1% solution)	●	Floor and hard surface cleaning in slaughterhouses, bakeries, butchers' shops, cheese-making plants, canteens, agriculture, pharmaceuticals plants, etc.	  	10 l	80933
	★			25 l	81241
<b>DES 4000</b> Sour disinfectant liquid. pH value 4.8 (1% solution).	●	For disinfection of washable surfaces, like soils, walls as well as stables, epidemic mats, crossing basins and animal trucks.	 	25 l	308 000 005
	★				
<b>ALKAFOAM</b> Foam cleaner. Dilution: 1-5%; pH: 12 (1% solution)	●	Hard surface cleaning of machines, walls, working surfaces and tiles, etc., particularly in slaughterhouses and butchers' shops.	  	10 l	81239
	■			25 l 220 kg	81231 81240
<b>PHOSPHAT</b> Phosphating agent. Dilution: 0.5-1%; pH: 5.5 (1% solution)	●	Temporary corrosion protection for iron parts in metal processing plants.		25 l	81232
	■			220 kg 1000 kg	8439 80886
<b>PHOSPHAT P</b> Phosphating agent – powder. Dilution: 0.25-0.8%; pH: 5 (1% solution)	●	Temporary corrosion protection for iron parts in metal processing plants.		25 kg	81233
	■				
<b>BACTERIA STOP</b> Disinfection agent. Dilution: 0.0005%; pH: 7 (1% solution)	★	For combating bacteria in phosphating baths.		1 l	8414
<b>UNIKAL PLUS</b> Solvent-based cold cleaner. Dilution: apply neat; pH: not applicable	■	Metal processing plants and workshops.	 	10 l	81173
	★			25 l	81234
<b>CONSEX FORTE</b> Motor vehicle conservation agent remover. Dilution: apply neat; pH: not applicable	■	Wax and preservative removal from motor vehicles in metal processing plants.	  	25 l	81223
	★			200 l	8322
<b>SUPER BLAST P</b> Sandblasting agent for high-pressure units. Dilution: apply neat via wet spraying attachment; pH: not applicable	▼	Rust and paint removal and smoothing of sturdy industrial and commercial surfaces.		25 kg	8379
	■				
<b>ARMEX</b> Abrasive agent for "Soft Blasting", baking soda and slightly alkaline pH: 8.2 (1% Solution)	■	Cars and buses, trucks and vans, hard floor, metal industry and special purpose.			521
	★				


















INDUSTRIAL FLOORS AND WORKING SURFACES

VARIOUS APPLICATIONS



\* Suitable, but not for continuous use. Please read the product description carefully!

# Floor Care

	PRODUCT	SOILING	FIELDS OF APPLICATION	TECHNIQUE	SIZE	ITEM NO.
HARD FLOORS	<b>QUICK FRESH</b> Maintenance cleaner with refreshing effect. Dilution: 1-5%; pH: 7 (1% solution)	●	Daily floor cleaning in hotels, restaurants, car showrooms, office buildings, supermarkets, schools, exhibition rooms, DIY markets, etc.		10 l 25 l	81074 81226
	<b>WAX CLEAN</b> Maintenance cleaner with gloss effect Dilution: 1-3%; pH: 7 (1% solution)	●	Daily floor cleaning in hotels, restaurants, car showrooms, office buildings, supermarkets, schools, exhibition rooms, DIY markets, etc.		10 l	81212
	<b>INTENSIVE</b> All-round cleaner. Dilution: 3-10%; pH: 9.3 (1% solution)	● ■	Various cleaning applications on a wide range of surfaces in trade and industry.	 	10 l 25 l 220 kg 1000 kg	81137 81227 80804 80840
	<b>TORNADO</b> Basic cleaner. Dilution: 3-10%; pH: 11 (1% solution)	■	Basic cleaning of sturdy commercial and industrial floors for removing coatings, films or very severe soiling.	 	10 l 25 l 220 kg 1000 kg	80940 81230 80491 30800055
	<b>ACTIVE ACID</b> Rust and cement haze remover. Dilution: 1-5%; pH: 1.5 (1% solution)	■ ▼	Special cleaning of sturdy commercial and industrial floors.	 	10 l 25 l	81174 81224
	<b>SPOT-EX</b> Rubber scuff mark remover. Dilution: apply neat; pH: 6 (1% solution)	■	Floor cleaning in warehouses, workshops, DIY markets, supermarkets, industrial buildings with stacker and rubber markings.	 	6 x 1 l 10 l	81316 81207
TEXTILE FLOORS	<b>TOP WASH</b> Spray extraction cleaner. Dilution: 1-5%; pH: 8 (1% solution)	●	Textile and hard floor cleaning in office buildings, schools, hotels, restaurants, banks, exhibition rooms, etc.	 	6 x 1 l 10 l 220 kg	8467 80937 30800090
	<b>TOP WASH P</b> Spray extraction cleaner. Dilution: 1-5%; pH: 10 (1% solution)	●	Textile floor cleaning in office buildings, schools, hotels, restaurants, banks, exhibition rooms, etc.	 	6 x 1 l 8 kg	81100 81033
CARE	<b>PRO GLOSS</b> Floor gloss emulsion. Dilution: apply neat; pH: 7 (1% solution)	◆	Floor sealing with gloss effect in schools, hotels, car showrooms, restaurants, supermarkets, medical practices, etc.	 	10 l	81078
	<b>PROTECTOR</b> Floor polymer dispersion. Dilution: apply neat; pH: 7 (1% solution)	◆	Floor sealing for lasting protection in schools, hotels, car showrooms, restaurants, supermarkets, medical practices, etc.	 	10 l	81077
ANCILLARY PRODUCTS	<b>FOAM STOP</b> Anti-foaming agent. Dilution (waste water tank): 0.05%; pH: 7 (1% solution)	◆	Foam combating for cleaning tasks with extreme foam development in the recovery tank.	 	6 x 1 l 10 l	8469 80938
	<b>ODOUR STOP</b> Odour combating agent. Dilution: 2-10%; pH: 7 (1% solution)	★	Odour combating on surfaces and in machines in trade and industry.	  	1 l	81176

## EXPLANATION OF SYMBOLS:








- Greases, oils, soot, proteins, blood
- Sand, dirt, light oil and grease
- ▼ Lime, rust, cement
- ★ Bacteria, viruses, fungi
- ◆ Care, conservation, gloss, machine protection

\* Suitable, but not for continuous use. Please read the product description carefully!







# Consumer

**PRODUCT SOILING FIELDS OF APPLICATION TECHNIQUE SIZE ITEM NO.**

<b>CONSUMER</b>	<b>STONE &amp; WOOD CLEANER</b> Wood, stone and moss cleaner. Dilution: 3%; pH: 8 (1% solution)	● ★	Walls, paths, roofs, wooden surfaces, garages, fences, etc.	 	4 x 2.5 l	308000098
	<b>METAL CLEANER</b> Metal cleaner. Dilution: 1-3%; pH: 9 (1% solution)	● ■	Garden equipment, motors, machines, metal fences, tools, etc.	 	4 x 2.5 l	308000096
	<b>PLASTIC CLEANER</b> Plastic cleaner. Dilution: 1-3%; pH: 9 (1% solution)	● ■	Plastic garden furniture, walls, floors, cupboards, etc.	 	4 x 2.5 l	308000097
	<b>CAR COMBI CLEANER</b> Car shampoo with wax effect. Dilution: 1-3%; pH: 8 (1% solution)	●	Motor vehicles, bicycles, motorbikes, minibuses, etc.	 	4 x 2.5 l	308000095
	<b>GARDEN SET</b> Cleaning set	● ■	See Stone & Wood Cleaner, Metal Cleaner and Plastic Cleaner	 	4 x 2.5 l	6411042
	<b>DETERGENTS KIT</b> Cleaning set for motor vehicles	▼ ● ■	Motor vehicles, wheel rims, motors, applicators		3 x 0.55 l 2 x spray attachment	6411044
	<b>WOOD CLEANER</b> Wood cleaner. Dilution: 25%; pH: approx 11,5	● ■	Primarily used on hard wood (garden furniture), but can also be used on all wood types		4 x 2.5 l	308000099

# Care & Maintenance of Machines and Plants

**PRODUCT SOILING FIELDS OF APPLICATION TECHNIQUE SIZE ITEM NO.**

<b>HIGH-PRESSURE UNIT</b>	<b>ANTI STONE</b> Scaling protection agent. Dilution: Pour neat into the scaling protection agent tanks; pH: 7.5 (1% solution)	◆	Mobile and stationary high-pressure cleaners and comparable systems		6 x 1 l 10 l 25 l	8466 80919 81235
	<b>STONE EX</b> Descaling agent. Dilution: Pour neat into the water tank; pH: 2.7 (1% solution)	▼	Mobile and stationary high-pressure cleaners and comparable systems		10 l 25 l	81191 81236
<b>WASHING SYSTEMS</b>	<b>BROXO P</b> Regeneration salt for osmosis plants. Dilution: Pour neat into the saline tank; pH: not applicable	◆	Washing systems and phosphating plants with water softeners / osmosis	 	25 kg	8338



Phosphating plants



Automatic floor cleaners



Single-disc machines



Manual cleaning



Consumer high pressure washers

\* Suitable, but not for continuous use. Please read the product description carefully!




# Self Service Systems

Care and car cleaning is a market with continuous growing potential. Start with us and make a good profit doing it.

From individual modules to our full service line, Nilfisk-ALTO offers made-to-measure solutions, from compact system to the complete WaschBär® Centre. Done to perfection, down to the smallest detail. Modern, attractive and flexible. And while these systems are economical and profitable for you, their operation is just as perfect for your customers, i.e. economical, environmentally friendly and gentle on paint.

## **The WaschBär® Partner System\* - the security of a strong network**

Nilfisk-ALTO's technical know-how and business experience have been combined in the WaschBär® Partner System. The WaschBär® offers a solid basis for business, is characterised by clear commercial



### **A Package Full of Services\***

Analysis of Location

Calculation of Returns

Architect and Site Management

Custom-made Financing

Instruction, Training, Meetings

Commercial Consulting

Technical Service

Marketing and Promotional Support

\* Currently only applies to Germany

SELF SERVICE SYSTEMS:

Business for money making.



[www.nilfisk-alto.com](http://www.nilfisk-alto.com)

*The global supplier of powered cleaning equipment*



Art. no. 901.002.552 12.04 © Nilfisk-ALTO. All specifications are approximate values. Subject to technical modifications. Layout and Print: Datagraf Auning AS, Denmark

On our web-site [www.nilfisk-alto.com](http://www.nilfisk-alto.com) you can find following information and support:

- Product information
- Photo-Service On-line
- After sales service information
- Find your nearest Service Center
- Service/Technical Information
- Service manuals
- Brochures
- Trouble shooting guide
- Spare part catalogues
- Contacts - Worldwide
- News and exhibitions
- Get to know Nilfisk-ALTO
- Ask us

Dealer:

Nilfisk-ALTO (division of Nilfisk Advance A/S) is the number one professional cleaning equipment company with a turnover of 630 million € and 3800 employees. We are located in all main European countries, US and Asia with our headquarters in Denmark and production facilities in Germany, Denmark, Hungary, Singapore, China, Italy and the US.

We supply quality high pressure washers, vacuum cleaners and floor care equipment to agriculture, automotive and industrial companies, cleaning contractors and private consumers.

Nilfisk-ALTO is a product driven company with focus on innovation and growth. We believe in developing and maintaining long lasting relationships with our customers, suppliers and employees.

**Nilfisk  
ALTO**  
*Why Compromise*